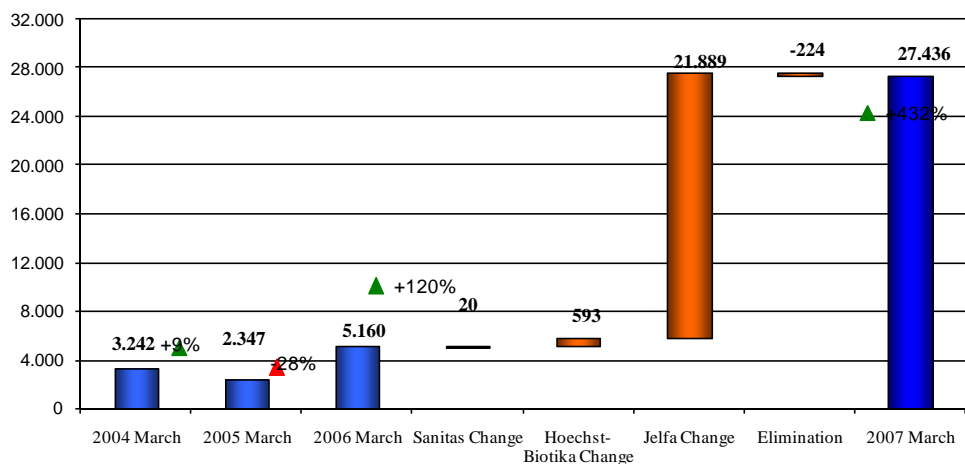


## Consolidated Sales

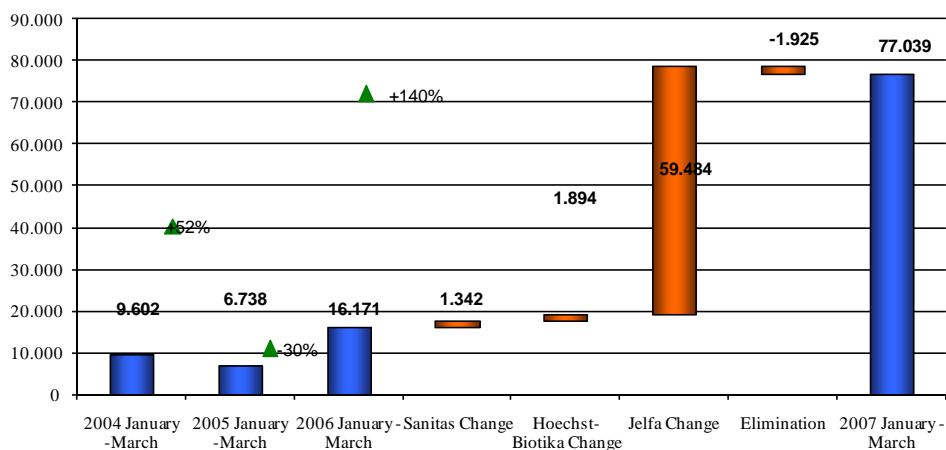
March Sales, LTL '000

	2006 March	2007 March	Change, %
Sanitas	2.676	2.696	0,7%
Hoechst - Biotika	2.483	3.076	23,9%
Jelfa	-	21.889	0,0%
Elimination	-	-224	0,0%
<b>Total:</b>	<b>5.160</b>	<b>27.436</b>	<b>431,8%</b>

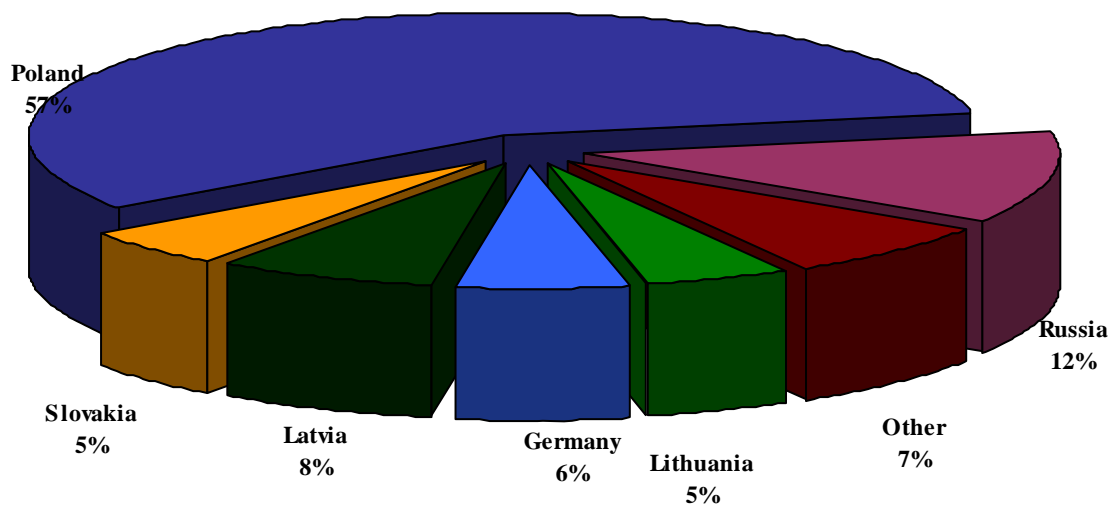


I Quarter Sales, LTL'000

	2006 January - March	2007 January - March	Change, %
Sanitas	9.124	10.467	14,7%
Hoechst - Biotika	7.120	9.013	26,6%
Jelfa	-	59.484	0,0%
Elimination	-73	-1.925	2531,0%
<b>Total:</b>	<b>16.171</b>	<b>77.039</b>	<b>376,4%</b>



## Consolidated Sales by Regions



## Consolidated Sales by Groups

March sales, LTL '000

	Injections	Tablets & capsules	Ointments	Other	Total	Total, %
Sanitas	2.058	466	171	0	2.696	9,8%
Hoechst - Biotika	1.683	1.189	204	0	3.076	11,2%
Jelfa	7.210	6.779	7.819	81	21.889	79,8%
Elimination	-224	0	0	-2	-226	-0,8%
<b>Total</b>	<b>10.727</b>	<b>8.434</b>	<b>8.194</b>	<b>79</b>	<b>27.435</b>	<b>100,0%</b>
<b>Total, %</b>	<b>39,1%</b>	<b>30,7%</b>	<b>29,9%</b>	<b>0,3%</b>	<b>100,0%</b>	

I Quarter sales, LTL '000

	Injections	Tablets & capsules	Ointments	Other	Total	Total, %
Sanitas	7.592	2.466	408	0	10.467	13,6%
Hoechst - Biotika	4.752	3.790	467	5	9.013	11,7%
Jelfa	14.748	19.926	24.388	423	59.484	77,2%
Elimination	-611	-858	-456	-2	-1.927	-2,5%
<b>Total</b>	<b>26.480</b>	<b>25.325</b>	<b>24.807</b>	<b>426</b>	<b>77.037</b>	<b>100,0%</b>
<b>Total, %</b>	<b>34,4%</b>	<b>32,9%</b>	<b>32,2%</b>	<b>0,6%</b>	<b>100,0%</b>	

