

JSC DEVELOPMENT FINANCE INSTITUTION ALTUM

**UNAUDITED INTERIM CONDENSED
REPORT FOR 12 MONTHS PERIOD
ENDED 31 DECEMBER 2017**

TABLE OF CONTENTS

	Page
Report of the Board of Directors	2
The Supervisory Council and the Board of Directors	10
Statement of Responsibility of the Board of Directors	11
Financial statements:	
Statement of comprehensive income	12
Statement of financial position	13
Statement of changes in equity	14
Cash flow statement	15
Notes to the financial statements	16 - 40

JSC Development Finance Institution Altum
Doma laukums 4
Rīga, LV-1050, Latvia
telephone: + 37167774010
Registration No: 50103744891

REPORT OF THE BOARD OF DIRECTORS

Activity during Reporting Period

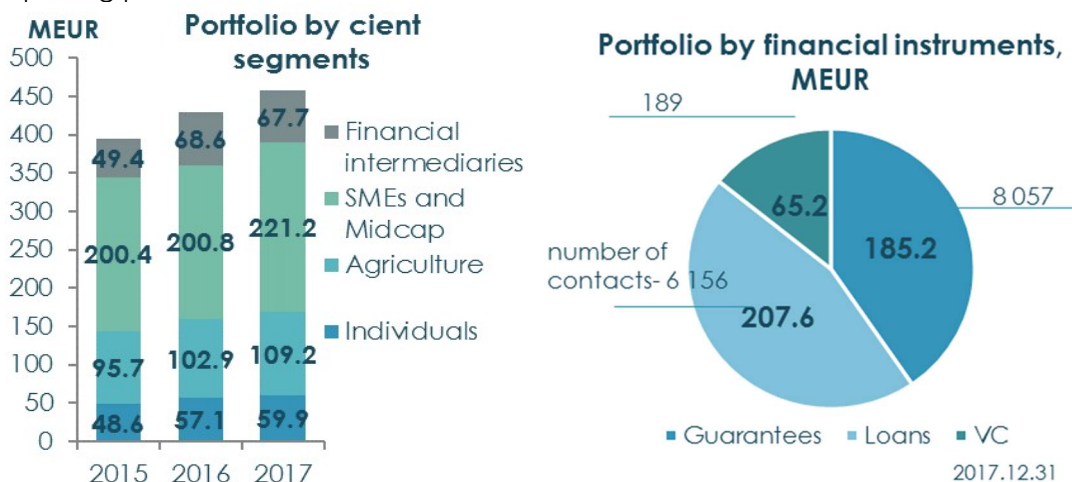
During 12 months of year 2017 the Company made a profit of EUR 6.5 mln. As at year-end of 2017 the Company attained the crucial increase of the guarantee portfolio stipulated by the Company's Medium-term Operational Strategy for Years 2016–2018 (+40% increase against year 2015) with the guarantee portfolio now being slightly behind the portfolio of direct loans.

Financial Instruments Portfolio

As at 31 December 2017 the Company's (gross) books and records held a portfolio of the financial instruments granted within the state aid programmes for the total value of 458 mln euro made up of 14,402 projects.

In year 2017 the portfolio of the Company's financial instruments increased by 7% (EUR 28.6 mln) in terms of volume and by 25.8% in terms of the number of projects (by 2,953 projects). Among the financial instruments the guarantee portfolio had had the most rapid growth by 25.8% in terms of volume (EUR 29.5 mln) and by 63% in terms of the number of transactions (by 3,120 transactions). The rapid increase of the guarantee financial instruments in the Company's portfolio of transactions tallies with the development strategy of the Company for years 2016-2018.

In terms of segments the projects of the Small and Medium Enterprises (SME) and Midcap's have the largest volume demonstrating also the largest portfolio increase of +10,2% in year 2017. Also the portfolios of the Agriculture and Individuals segments increased in the reporting period.



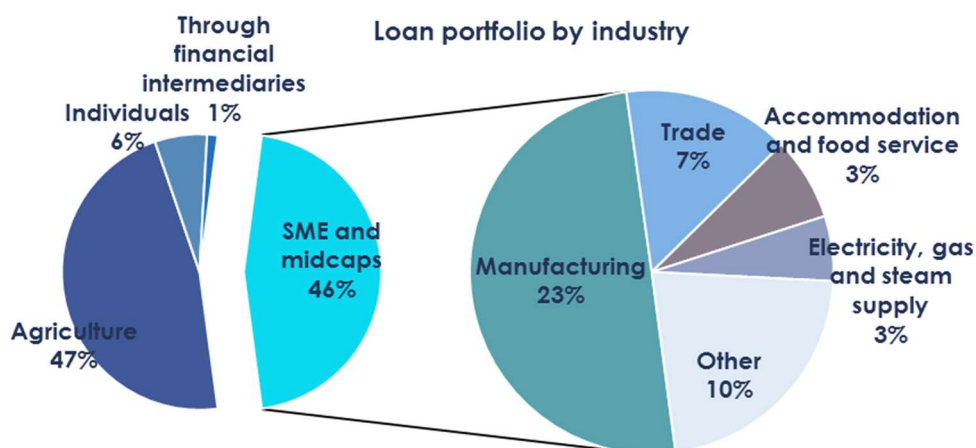
In terms of the number of transactions the largest increase was observed in the segment of individuals. Implementation of the Housing Guarantee Programme has contributed significantly to the rise of the number of transactions.

The portfolio structures of the loan and guarantee financial instruments echo the state aid implementation priorities of the Latvian government.

The state aid programmes implemented by the Company embrace a vast variety of the industries of the national economy and client segments resulting in broadly diversified financial instruments' portfolios of the Company. It has evolved over the course of time that the Company implements a range of lending programmes for farmers that is reflected in the structure of the loan portfolio where the Agriculture segment accounts for 47%. Considerable investments were made also in manufacturing 23% and trading 7% companies and companies of other branches.

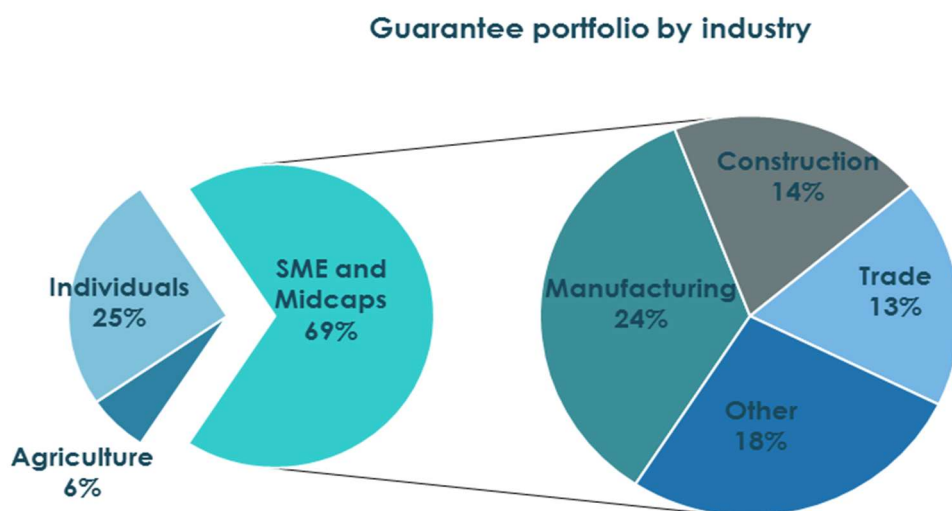
Promotion of the start-ups is a significant business segment of the Company. As at 31 December 2017 the start-up projects were granted the loan funding of EUR 42.1 mln within the framework of the Start-up programme that funded 2,305 start-up projects.

REPORT OF THE BOARD OF DIRECTORS (continued)



With the approved state aid programmes closing the market gaps, the small and medium enterprises and Midcap's account for most of the Company's guarantees - 69%, while individuals account for 25% of the guarantees comprised of the housing acquisition guarantees issued to the families with children.

In terms of industries, the manufacturing guarantees account for 24% of the portfolio with considerable guarantee amounts of 14% and 13% respectively being issued also in the construction and trade segments.



31.12.2017

By 31 December 2017, as part of the housing acquisition state aid for the families with children, the Housing Guarantee Programme had granted 7,227 guarantees worth EUR 49.5 mln. The families throughout Latvia use the programme's guarantees that help to save for the first instalment required to obtain a mortgage loan: of the total number of the issued guarantees 67% were granted in Rīga and adjacent territories, 14% - in Vidzeme, 9% - in Kurzeme, 7% - in Zemgale and 3% - in Latgale. The average amount of one guarantee is EUR 6,9 thsd .

As at 31 December 2017, the balance sheet of the Land Fund administered by the Company enlisted 245 investment properties with the total land area of 4.055 ha worth EUR 10.5 mln.

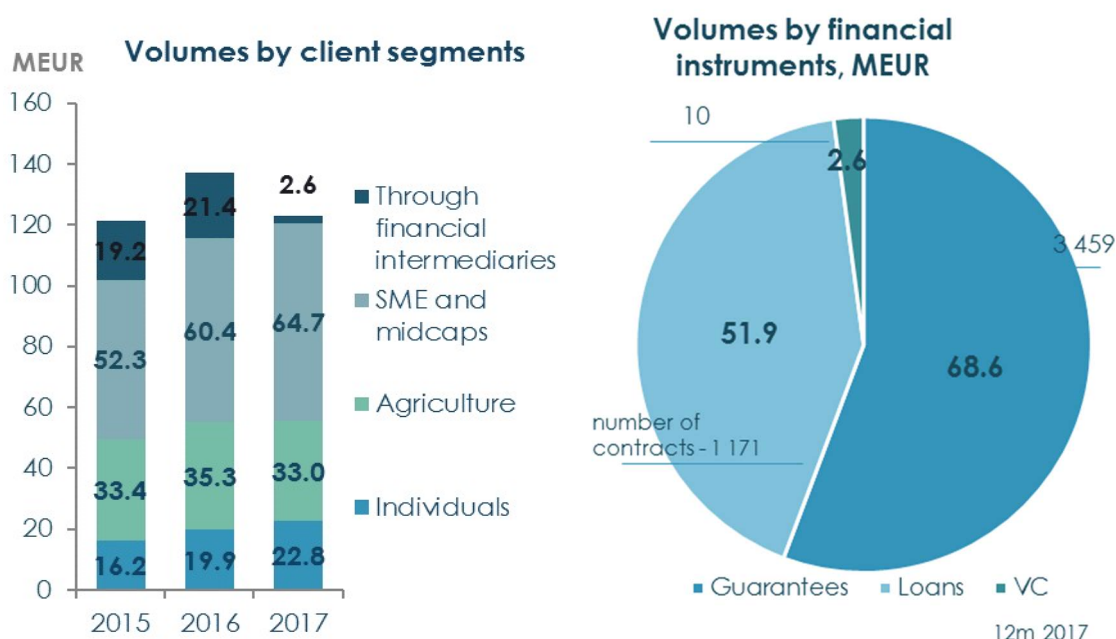
REPORT OF THE BOARD OF DIRECTORS (continued)

Volume of New Transactions

The funding granted implementing the state aid programmes amounted to EUR 123,122 mln (56% - guarantees, 42% - loans and 2% - investments of venture capital funds) in the reporting period. In total, 4,697 projects were supported.

Although in 12 months of year 2017, compared to an identical period a year earlier, the state aid programmes had 10% less new transactions (EUR 13,8 mln), there were by 5% more supported projects (by 236 projects).

In year 2017, compared to year 2016, the volume of the granted guarantees increased considerably – by 62%. Guarantees for promotion of entrepreneurship were enhanced specifically – in 12 months there were new guarantees worth EUR 43,8 mln issued to the entrepreneurship projects.



The new transactions in the SME and Individuals segments proceeded with their yearly increase with the volumes going up both for the issued loans and guarantees. In year 2017, compared to year 2016, the volume of new transactions for the Farmers' segment decreased slightly due to a drop in demand for working capital loans. Over the years the volume of these loans has fluctuated considerably due to various factors (including weather and sales prices).

In the reporting year the volumes of new transactions in the Financial intermediaries segment, dominated by venture capital investments, have decreased. The reduction was due to the fact that the investment period of the venture capital programmes (the 2nd and 3rd stage funds) of the previous programming period of the structural funds was closed, but the new venture capital funds (the 4th stage) were expected to commence their operations in year 2018.

New Products and Increasing of Efficiency

In order to foster development of the national economy through an influx of additional funds, the Company, following its Strategy for Years 2016–2018, expanded its business of loan guarantees for promotion of entrepreneurship by offering both – new guarantee products, such as delegated guarantees and export guarantees to EU member states,

REPORT OF THE BOARD OF DIRECTORS (continued)

and enhancing of the existing products by increasing of the guarantee limits and speeding up of reviewing of the guarantee applications.

In year 2017, in order to promote availability of funding for prospective projects, the maximum single guarantee amount was increased from the previous EUR 1.5 mln to EUR 3 mln.

In the reporting period a new solution for granting of guarantees was introduced – delegated guarantees. It is a way to promote availability of funding for small and medium-sized enterprises even more. In order to implement the delegated guarantees, a special co-operation agreement has been concluded with SEB Banka and Swedbank. It is planned to initiate similar co-operation also with other banks. The service enables the banks to speed up considerably reviewing of the loan applications of the small and medium-sized enterprises. According to the standard procedure, reviewing of the guarantee application would take from 3-7 days, but with the delegated guarantee it would be only 1-2 days.

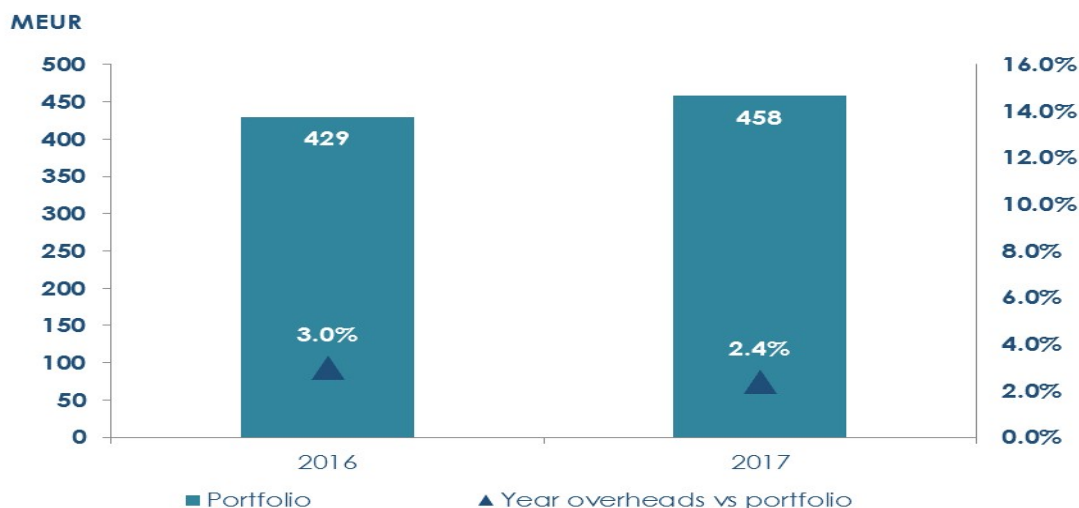
In April 2017 Company started to offer the export credit guarantees for small-scale exporters (with an export turnover below EUR 2 mln) effecting transactions with EU and some OECD member states or for larger export turnovers provided the maturity of the deferred payment was above 180 days. This enables our exporters to obtain a risk coverage for markets very important to Latvia, such as Scandinavia, Finland, Germany, a.o. Already 33 exporting companies have made use of this opportunity. Also, in year 2017 the origin criterion of the local goods has been inactivated which allows other exporters performing re-exporting to qualify for the guarantee coverage.

In year 2017, in order to amplify support to the business ideas of the SMEs, there was an agreement concluded with the European Investment Fund (EIF) on the counter-guarantees of InnovFIN Facility for the guarantee portfolio worth EUR 30 mln. The risk coverage provided by counter-guarantees allows Company to issue guarantees to innovative projects at lower rates, thus reducing the clients' costs for attracting funding for these projects. As at 31 December, 2017, there were 7 guarantees for EUR 1.2 mln issued under InnovFIN Facility.

The Land Fund has implemented with success a new type of service – reverse rent whereby a farmer can sell its property to the Land Fund and continue using it for production purposes by subsequently renting the property from the fund with buy-back rights. It allows the farms to attract additional funds of sizeable amount without increasing the burden of collateral.

In the reporting period there were 260 project applications received within the Energy Efficiency Programme of Multi-apartment Buildings. As at year-end 200 applications were approved.

Increasing Operational Efficiency



REPORT OF THE BOARD OF DIRECTORS (continued)

In the reporting period the Company's financial instruments portfolio has been augmented without increasing the management costs. In year 2017 optimisation of the management expenses was conducted in the Company resulting in increasing of the financial portfolios by 6.8 %, reduction of the management costs from 3.0% at the end of year 2016 to 2.4% at the end of year 2017.

Long-term Funding

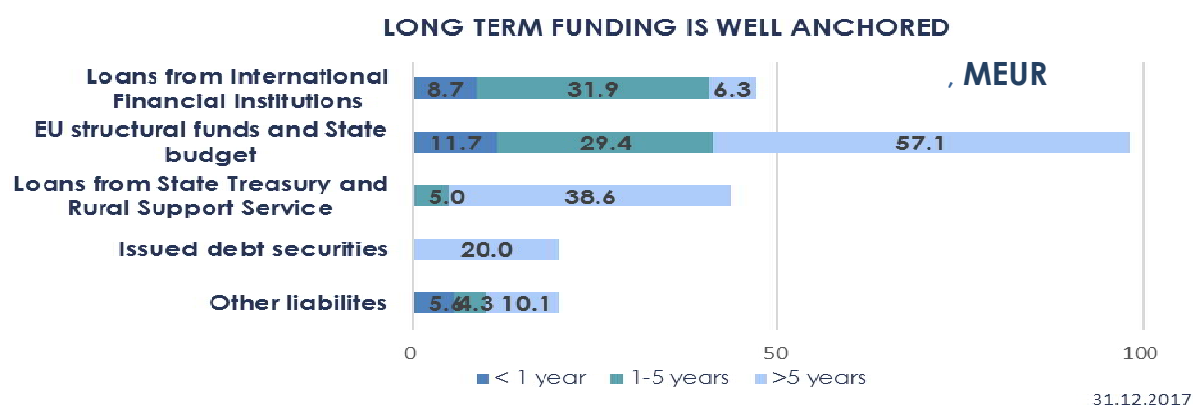
In October 2017 the Company issued transferable debt securities as series of notes, registered them with the Latvian Central Depository and quoted on Nasdaq Riga for the total face value of EUR 20 mln becoming the first national development institution of the Central and Eastern European countries that has issued the green bonds. The investors of Latvia, Lithuania and Estonia have shown a substantial interest and the subscribed volume exceeded the issued volume 6.5 times. 24 investors purchased the bonds: asset management funds, insurance companies and banks in Latvia (43.5%), Lithuania (31%), Estonia (19%), Sweden and Germany (6.5%). Having issued these notes the Company entered the capital markets with a long-term perspective in mind aiming to proceed with diversification of the structure of the attracted funding.

The Centre for International Climate and Environmental Research (CICERO) that is an independent Norwegian institute for interdisciplinary climate research situated in Oslo has prepared an impartial opinion about the Green Bond Framework of the Company. CICERO recognised that the system of financial management and reporting of the funds acquired as a result of the issue of the notes complied with high standards.

The funding attracted from the issue of the Green Bonds will be used to fund sustainable business projects in the fields of energy efficiency, energy generation from renewable energy resources, 'green' buildings and transport, including energy service companies (ESCO) that provide services to the companies in these fields.

Structure of Attracted Funding

The financial instruments portfolios established by Company are secured by funding of appropriate maturity structure. Since the long and medium-term investment projects are the major components of the Company's portfolios, resources of adequate maturities have been attracted to the funding of the programmes: the resources maturing after 5 years account for 58% of the total liabilities, the resources maturing between 1 and 5 years - 31%, but liabilities maturing earlier than 1 year – only 11%. Moreover, once the respective programmes have come to a close, a part of the current liabilities towards the EU structural funds and national budget will be transferred to Company for implementation of new state aid programmes.



REPORT OF THE BOARD OF DIRECTORS (continued)

Risk Management

In order to have an adequate risk management, the Company has developed the Risk Management System that provides both preventive risk management and timely implementation of risk mitigation or prevention measures. While assuming the risks, the Company remains capable of implementing the established operational targets and assignments in the long run. In its risk management the Company makes use of various risk management methods and instruments as well as establishes risk limits and restrictions. The risk management methods are chosen based on materiality of the particular risk and its impact on the Company's operations.

In view of the Company's activities in the increased risk areas when implementing the state aid programmes, the Company has amassed the risk coverage of EUR 63.7 mln (as at 31.12.2017) that is available for the expected loss on the loans of the state aid programmes. The expected loss is calculated before implementation of the respective aid programme and a portion of the public funding received for covering of the credit risk loss expected on the respective state aid programme, is transferred for the Risk Coverage. The Risk Coverage consists of the sum total of the Risk Coverage Reserve and Portfolio Loss Reserve (special reserve capital) less the Risk Coverage Reserve used for provisions.

Rating

On 15 June 2017 the Moody's Investors Service assigned to Altum (the parent company of the Group) an investment grade rating Baa1 with a stable outlook. The assigned rating is among the highest ratings ever assigned to a Latvian capital company. The assigned rating makes it possible for the Company to implement the Company's long-term strategy for attraction of funding through becoming a member of the capital market and issuing the notes with more success.

Future Outlook

In year 2018 the rapid growth of the guarantee portfolio continued. It is expected that at the end of year 2018 the volume of the guarantee portfolio will exceed the loan portfolio, thus meeting the target identified by Strategy for Years 2016–2018 i.e. augment the operational volumes considerably by laying emphasis on the indirect financial instruments (guarantees).

The agreement concluded in year 2017 with the European Investment Fund about guarantees of the COSME programme will allow the Company to issue loans to the companies with inadequate collateral matching these guarantees.

In year 2018 the venture capital acceleration investments for very early stage companies will be available in Latvia which is a novelty in the start-ups environment of Latvia. Since the selection process of the managers of the accelerator funds announced on the scale of the Baltic countries was finished in year 2017, 3 accelerator funds will start working. It is expected that around 120 perspective ideas will receive accelerator investments with the total public funding for the Company's investments in these funds amounting to EUR 15 mln.


In year 2017 the selection of the managers of two seed and start-up capital investment funds and one expansion venture capital fund was finalised. Both seed and start-up capital investment funds will start working in Q2 of year 2018. The total public funding for the Company's investments in these seed and start-up capital investment funds is expected to reach EUR 30 mln. Meanwhile, the expansion venture capital fund will be operational as

REPORT OF THE BOARD OF DIRECTORS (continued)

from 3Q of year 2018 with the total public funding for the Company's investments in this fund amounting to EUR 15 mln. It is planned to select a manager of one more expansion venture capital fund.

On 1 January 2018 the Law on Assistance in Solving Apartment Matters came into effect making also the persons having acquired secondary vocational or higher education and being below 35 years of age (young professionals) eligible for assistance of the state in purchase or construction of residential space. Making the young professionals eligible for the support of the Housing Guarantee Programme will improve the business environment of Latvia. In year 2018 it is planned to grant housing guarantees to 1,000 young professionals for the amount of EUR 6.7 mln. Assistance to the young professionals will be available as of 1 March 2018.

Continuing to work at optimisation of the management expenses the Company transitioned to a new information system for transactions accounting in year 2018 that would ensure gradual reduction of the management expenses over the coming years.



Reinis Bērziņš
Chairman of the Board

28 February 2018

THE SUPERVISORY COUNCIL AND THE BOARD OF DIRECTORS

The Supervisory Council

The Council was established by a Ministry of Finance order No 584 on 19 December 2013.

Name, surname	Position	Date appointed
Līga Kļaviņa	Chairperson of the Council	19/12/2013 – 18/12/2016 29/12/2016 – present
Jānis Šnore	Council Member	19/12/2013 – 18/12/2016 29/12/2016 – present
Kristaps Soms	Council Member	29/12/2016 – present

The Board was established by a Ministry of Finance order No 584 on 19 December 2013.

On 2 October 2015 the Council decided to re-elect to the Board the Board members - Juris Vaskāns and Jēkabs Krieviņš and elect a new Board member – Inese Zīle and new Chairman of the Board – Reinis Bērziņš. The Council also ruled that Rolands Paņko had to assume the duties of Board member as of 12 October 2015.

Name, surname	Position	Date appointed / removed
Reinis Bērziņš	Chairman of the Board	12/10/2015 – present
Jēkabs Krieviņš	Board Member	12/10/2015 – present
Juris Vaskāns	Board Member	12/10/2015 – present
Inese Zīle	Board Member	12/10/2015 – present
Aleksandrs Bimbirulis	Board Member	07/07/2017/ – present
Rolands Paņko	Board Member	15/04/2014 – 12/10/2015 – Chairman of the Board; 12/10/2015 – 14/04/2017 – Board Member


STATEMENT OF RESPONSIBILITY OF THE BOARD OF DIRECTORS

Done in Riga

28 February 2018

The Board of Directors (Management) is responsible for preparing the financial statements. The Management confirms that suitable accounting policies have been used and applied consistently and reasonable and prudent judgments and estimates have been made in the preparation of the financial statements on pages 16 to 40 for the period from 1 January 2017 to 31 December 2017. The Management confirms that the Company's financial statements were prepared on a going concern basis in accordance with International Accounting Standard 34 Interim Financial Reporting.

In the reporting period appropriate accounting policies have been applied on a consistent basis. The Management is responsible for keeping proper accounting records, for taking reasonable steps to safeguard the assets of the Company and to prevent and detect fraud and other irregularities.




Reinis Bērziņš
Chairman of the Board

INTERIM CONDENSED STATEMENT OF COMPREHENSIVE INCOME

(all amounts in thousands of euro)

	Notes	2017	2016 (audited)
Interest income	3	11,948	12,584
Interest expense	4	(807)	(1,604)
Net interest income		11,141	10,980
Fees and commissions income		484	446
Fees and commissions expense		(256)	(299)
Net income from fees and commissions		228	147
Net trading loss		(191)	(203)
Other income	5	7,791	5,528
Operating income before operating expenses		18,969	16,452
Staff costs		(6,522)	(6,782)
Administrative expense	6	(3,995)	(5,580)
Amortisation of intangible assets and depreciation of property, plant and equipment		(417)	(529)
Net provisions for impairment	7	(1,523)	464
Profit before corporate income tax		6,512	4,025
Corporate income tax		-	-
Profit for the period		6,512	4,025
<i>Other comprehensive income to be reclassified to profit or loss in subsequent periods:</i>			
Net profit/ (loss) on available for sale investments	20	(1,161)	425
Other comprehensive income / (loss) for the period, net of tax		(1,161)	425
Total comprehensive income for the period		5,351	4,450

The notes on pages 16 to 40 are an integral part of these interim condensed financial statements.



 Reinis Bērziņš
 Chairman of the Board



 Marinda Baranovska
 Chief Accountant


28 February 2018

INTERIM CONDENSED STATEMENT OF FINANCIAL POSITION

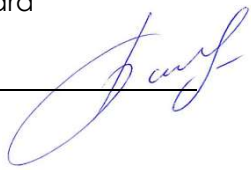
(all amounts in thousands of euro)

	Notes	31/12/2017	31/12/2016 (audited)
<u>Assets</u>			
Due from other credit institutions and Treasury	8	109,594	89,408
Investment securities - available for sale		61,760	64,294
Investment securities – held to maturity		443	1,531
Loans and receivables	9	192,147	201,250
Derivatives	10	142	-
Investments in venture capital funds – associates	11	49,414	56,722
Deferred expense		391	413
Accrued income		2,081	1,647
Investments in subsidiaries		-	10,376
Investment property	12	10,808	4,869
Property, plant and equipment		3,828	3,507
Intangible assets		771	168
Other assets		5,832	3,875
Assets held for sale	13	10,565	1,367
Total assets		447,776	439,427
<u>Liabilities</u>			
Due to credit institutions	14	46,933	56,195
Derivatives	10	-	855
Due to general governments	15	43,609	46,914
Issued debt securities	16	20,053	-
Deferred income		1,520	777
Accrued expense		982	1,198
Support programme funding	17	94,250	94,425
State aid	17	3,968	6,849
Provisions	19	14,054	16,864
Other liabilities		3,488	4,282
Total liabilities		228,857	228,359
<u>Capital and reserves</u>			
Share capital		204,862	204,862
Reserves		(386)	(6,911)
Available for sale reserve	20	7,931	9,092
Accumulated profit		6,512	4,025
Total capital and reserves		218,919	211,068
Total liabilities		447,776	439,427

The notes on pages 16 to 40 are an integral part of these interim condensed financial statements.



 Reinis Bērziņš
 Chairman of the Board



 Marina Baranovska
 Chief Accountant
 28 February 2018

JSC Development Finance Institution Altum
Unaudited interim condensed report for 12 months period ended 31 December 2017

INTERIM CONDENSED STATEMENT OF CHANGES IN EQUITY

(all amounts in thousands of euro)

	Share capital	Reserves	Available for sale reserve	Retained earnings	Total capital
Notes					
as at 31 December 2015	204,862	(14,300)	8,667	1,829	201,058
Profit for the period	-	-	-	4,025	4,025
Other comprehensive income	-	-	425	-	425
Total comprehensive income		-	425	4,025	4,450
Increase of reserve capital	-	5,560	-	-	5,560
Distribution of the profit of the previous period	-	1,829	-	(1,829)	-
as at 31 December 2016	204,862	(6,911)	9,092	4,025	211,068
Profit for the period	-	-	-	6,512	6,512
Other comprehensive loss	20	-	(1,161)	-	(1,161)
Total comprehensive income		-	(1,161)	6,512	5,351
Increase of reserve capital	-	2,500	-	-	2,500
Distribution of the profit of the previous period	-	4,025	-	(4,025)	-
as at 31 December 2017	204,862	(386)	7,931	6,512	218,919

The notes on pages 16 to 40 are an integral part of these interim condensed financial statements.

JSC Development Finance Institution Altum
Unaudited interim condensed report for 12 months period ended 31 December 2017

INTERIM CONDENSED CASH FLOW STATEMENT

(all amounts in thousands of euro)

	Notes	01/01/2017- 31/12/2017	01/01/2016- 31/12/2016 (audited)
Profit before taxes		6 512	4,025
Amortisation of intangible assets and depreciation of property, plant and equipment		417	529
Interest income	3	(11,948)	(12,584)
Interest received		10,200	10,713
Interest expenses	4	807	1,607
Interests paid		(191)	(620)
Increase in provisions for impairment of loans, guarantees, other assets and investment securities held to maturity	7	1,523	(464)
Increase in deferred income and accrued expense		526	312
(Increase) in deferred expense and accrued income		(412)	(499)
Decrease / (increase) of other assets		(8,954)	9,579
(Decrease) / increase of other liabilities		(5,309)	20,648
Increase / (decrease) of cash and cash equivalents used before changes in assets and liabilities		(6,829)	33,246
(Increase) in Due from credit institutions		(3,998)	(2,568)
Decrease/ (increase) of Loans		7,148	(2,042)
(Decrease) /increase in Due to credit institutions		(4,969)	7,355
Corporate income tax		-	-
Net cash flow from operating activities		(8,648)	35,991
Cash flows from investment activities			
Sale of investment securities		-	24,420
Changes to investment securities, net		4,877	-
Sale of assets held for sale		5,239	-
Acquisition of property, plant and equipment and intangible assets		(1,342)	(777)
Investments in venture capital funds, net	11	(498)	(20,887)
Purchase of investment properties, net	12	(5,939)	(3,615)
Net cash flow of investment activities		2,337	(859)
Cash flows from financing activities			
Issued debt securities		20,000	-
Increase in reserve capital		2,500	5,560
Net cash flow from financing activities		22,500	5,560
Increase in cash and cash equivalents		16,189	40,692
Cash and cash equivalents at the beginning of period		84,408	43,716
Cash and cash equivalents at the end of period	21	100,597	84,408

The notes on pages 16 to 40 are an integral part of these interim condensed financial statements.

NOTES TO INTERIM CONDENSED FINANCIAL STATEMENTS

APPROVAL OF FINANCIAL STATEMENTS

The management of the Company has approved these financial statements on 28 February 2018.

1. GENERAL INFORMATION

(1) Background information

The joint-stock company Development Finance Institution Altum (Company) was established on 27 December 2013 by decision of the Cabinet of Ministers.

The mission of the Company is provide aid in an efficient and professional manner to particular target groups in the form of financial instruments (loans, guarantees, investments in venture capital funds, etc.), complementing this also with non-financial support (consultations, training, mentoring, etc.) within some programmes, as well as implementing other Government-delegated functions.

The establishment of the integrated Development Finance Institution was accomplished in two stages. The first stage was the transferring of the equities of RDF (Rural Development Fund), LGA (Latvian Guarantee Agency) and ALTUM to the Company, thus establishing a group of development finance institutions. This stage successfully accomplished on 11 September 2014, when all the shares of ALTUM, LGA and RDF were invested in the equity capital of the Company as investment in kind.

The second stage encompassed reorganization of the Company, ALTUM, LGA and RDF thus establishing an integrated development finance institution. For this purpose, on 28 October 2014, ALTUM, LGA and RDF signed a reorganization agreement on merging these companies with the JSC Development Finance Institution.

This stage was successfully completed by registration with the Enterprise Register of the Republic of Latvia on 15 April 2015. Whereas the accounting records of ALTUM, LGA, RDF and Company were merged on 1 April 2015. The newly established integrated development finance institution is set to implement the state aid programmes and financial instruments of ALTUM, LGA and RDF and together with policy makers develop new programmes and financial instruments.

On 15 April 2015 the Company changed its name from JSC Development Finance Institution to JSC Development Finance Institution Altum.

The establishment of the Company and reorganization of the development finance institutions ALTUM, LGA and RDF did not affect continuity of the current support programmes.

Altum is the only development finance institution in Latvia governed by Development Finance Institution Law.

2 ACCOUNTING POLICIES

(1) Basis of preparation

These interim condensed financial statements for 12 months period ended on 31 December 2017 have been prepared in accordance with International Accounting Standard (IAS) 34 *Interim Financial Reporting*, as adopted in the European Union. The interim financial statements are to be used together with uncondensed financial statements for year 2016 prepared in accordance with International Financial Reporting Standards (IFRS), as adopted in the European Union.

All amounts in the interim financial statements are presented in the national currency of Latvia – euro (EUR).

NOTES TO INTERIM CONDENSED FINANCIAL STATEMENTS

2 ACCOUNTING POLICIES

(1) Basis of preparation (continued)

Corporate income tax is recognised for each period based on the expected average weighted effective corporate income tax rate for full financial year. The corporate income tax expense accumulated over one period of financial year may be adjusted in subsequent financial year's periods provided the estimation of the average weighted effective rate of the corporate income tax is adjusted. Corporate income tax expense for the interim period is accumulated using the tax rate to be applied to the expected annual income, i.e. the expected average weighted effective corporate income tax rate for the reporting year is applied to the profit before taxes of the interim period.

(2) Adoption of new and/or changed IFRS and International Financial Reporting Interpretations Committee (IFRIC) interpretations

Several new standards and interpretations have been published that become effective for the financial reporting periods beginning on or after 1 April 2017 or have not been endorsed by the European Union yet:

IFRS 9: Financial Instruments (effective for financial years beginning on or after 1 January 2018).

IFRS 15: Revenue from Contracts with Customers (effective for financial years beginning on or after 1 January 2018).

IFRS 15: Revenue from Contracts with Customers (Clarifications) (effective for annual periods beginning on or after 1 January 2018, once endorsed by the EU).

IFRS 16: Leases (effective for financial years beginning on or after 1 January 2019, once endorsed by the EU).

Amendments to IAS 7 Statement of Cash Flows: Disclosure Initiative (effective for financial years beginning on or after 1 January 2017, once endorsed by the EU).

Amendments to IAS 12 Income Taxes: Recognition of Deferred Tax Assets for Unrealized Losses (effective for financial years beginning on or after 1 January 2017, once endorsed by the EU).

IFRS 2: Classification and Measurement of Share based Payment Transactions (Amendments) (effective for financial years beginning on or after 1 January 2018, once endorsed by the EU).

Amendments to IFRS 10 and IAS 28 – Sale or Contribution of Assets between an Investor and its Associate or Joint Venture (In December 2015 the IASB postponed the effective date of this amendment indefinitely pending the outcome of its research project on the equity method of accounting.).

Amendments to IAS 40: Transfers to Investment Property (effective for financial years beginning on or after 1 January 2018, once endorsed by the EU).

IFRIC Interpretation 22: Foreign Currency Transactions and Advance Consideration (effective for financial years beginning on or after 1 January 2018, once endorsed by the EU).

In the financial statements for year 2016 the Company's management has described impact (if any) of the applied new standards and interpretations on these financial statements. Detailed assessment is being prepared with results to be presented in the financial statements for year 2017.

NOTES TO INTERIM CONDENSED FINANCIAL STATEMENTS

3 INTEREST INCOME

	2017	2016
Interest income:		
- interest on balances due from credit institutions	17	47
- interest on loans and guarantees <i>including on impaired loans</i> (Note 9)	9,791 793	10,286 1,005
- interest on investments of venture capital funds *	-	-
- interest on securities at amortised cost	46	78
- interest on trading securities	2,094	2,173
	11,948	12,584

* Pursuant to the agreement *On Implementation of the Holding Fund* (agreement No Līg.2011/15) concluded with the Ministry of Economics, the funding given by the Ministry of Economics must be increased by net interest and other income as stipulated by contracts with financial intermediaries, including from the venture capital funds. In year 2017 the financial intermediaries contributed 887 thsd euros of income generated from investments that were 100% added to the funding given by Ministry of Economics. Hence the item *Interest on investments of venture capital funds* equals zero (Note 22).

4 INTEREST EXPENSE

	2017	2016
Interest expense:		
- expense on balances due to credit institutions	218	314
- other interest expense *	589	1,290
	807	1,604

* Item *Other interest expense* includes the state aid interest of 328 thsd euros (2016: 1,060 thsd euros).

5 OTHER INCOME

	2017	2016
Other operating income*	4,542	2,559
Compensations**	2,992	2,324
Income from property privatisation services	-	254
Income from lease payments for operational leases	136	195
Income from compensation for loan provisions	-	167
Income from investment property revaluation	121	29
	7,791	5,528

* Item *Other operating income* includes income from sale of the office building situated at Elizabetes iela 41/43, Riga. As a result of the sale the Company earned 3,872 thsd euros (Note 13).

** Compensations include the compensation for management expenses of the state aid programmes implemented by Company. Increase in received compensations is connected with implementation of the new state aid programmes - Fund of funds and Energy Efficiency Programme of Multi-apartment Buildings.

NOTES TO INTERIM CONDENSED FINANCIAL STATEMENTS

5 OTHER INCOME (continued)

Pursuant to the agreement *On Implementation of the Holding Fund* (No Līg.2011/15) concluded with the Ministry of Economics of the Republic of Latvia, the funding provided by the Ministry of Economics must be increased by net interest and other income, as stipulated by agreements with financial intermediaries, including also from venture capital funds. In year 2017 there were EUR 238 thsd received from the financial intermediaries as income realised on investments that were 100% attributed to the funding of the Ministry of Economics of the Republic of Latvia (Note 22), therefore these funds are not recorded under item *Other income*.

6 ADMINISTRATIVE EXPENSE

	2017	2016
Information system and communication expense	945	1,085
Premises and equipment maintenance expense	843	857
Expense of assets that have been taken over in the debt collection process	313	991
Revaluation of assets that have been taken over in the debt collection process	349	612
Professional services	413	388
Advertising and public relations	495	495
Real estate tax	137	149
Training and other staff expense	247	243
Other expense	253	760
	3,995	5,580

7 PROVISIONS FOR IMPAIRMENT, NET

	2017	2016
Provisions for impairment on:		
- loans	5,683	6,474
- other assets*	3,452	883
- investments in subsidiaries	-	5
- debt securities	-	24
- guarantees	2,175	5,311
	11,310	12,697
Release of provisions for impairment on:		
- loans	(2,112)	(2,674)
- other assets*	(467)	(3,168)
- debt securities	(130)	(481)
- guarantees	-	-
	(5,023)	(5,987)
	(7,732)	(12,310)
(Loss from increase) / income from release of provisions for onerous contracts (guarantees)	(874)	116
Recovery of loans written off in previous periods	(1,181)	(967)
Total provisions for impairment expense	1,523	(464)

NOTES TO INTERIM CONDENSED FINANCIAL STATEMENTS

7 PROVISIONS FOR IMPAIRMENT, NET

* Item *Provisions for impairment on other assets* includes 6,780 thsd euros of value impairment on venture capital funds of 2nd and 3rd generation that were 100% compensated from *Risk coverage reserve* in accordance with agreement No Līg.2011/15 *On Implementation of the Holding Fund concluded with the Ministry of Economics*.

On 29 December 2017 an agreement was signed with the Ministry of Economics about use of the public funding repaid within the framework of the activities co-financed by EU structural funds governing use, accounting and reporting of the reflow funding, which foresees *Risk Coverage reserve for Baltic Innovation Fund* in amount of 2 mln euros. Item *Provisions for impairment on other assets* includes also 1,026 thsd euros of value impairment on Baltic information fund that were 100% compensated from *Risk coverage reserve* (Note 11). Hence the total value impairment of the venture capital funds amounting to EUR 7,806 thsd is not to be recorded under item *Provisions for impairment on other assets*.

8 DUE FROM OTHER CREDIT INSTITUTIONS AND TREASURY

	31/12/2017	31/12/2016
Due from credit institutions registered in:		
OECD area	-	2
Republic of Latvia and Treasury	109,594	89,406
	109,594	89,408

When placing the funds with the Treasury of the Republic of Latvia (Treasury) and monetary financial institutions, the external credit ratings assigned to these financial institutions are evaluated. The evaluation of the financial institutions not having been assigned an individual rating is based on the ratings assigned to their parent banks that are one notch lower as well as their financial and operational assessments.

Once the contracts are concluded, the Company supervises the monetary financial institutions and follows that the assigned limits comply with credit risk assessment:

Moody`s ratings	Aaa	Aa1- Aa3	A1-A3	Baa1 - Baa3	Ba1- Ba3	B1- B3	Caa- C	WR
Credit risk level	very low risk	low risk	risk below average	aver age risk	risk above avera ge	high risk	very high risk	Rating withdrawn

The distribution of Company's balances due from credit institutions and Treasury by categories as at 31 December 2017:

Moody`s ratings	Aaa	Aa1- Aa3	A1-A3	Baa1- Baa3	Ba1- Ba3	B1-B3	Caa- C	WR	Total
Due from credit institutions registered in OECD area	-	-	-	-	-	-	-	-	-
Due from credit institutions registered in Latvia and Treasury	-	21,094	85,297	-	3,203	-	-	-	109,594
Total	-	21,094	85,297	-	3,203	-	-	-	109,594

NOTES TO INTERIM CONDENSED FINANCIAL STATEMENTS

8 DUE FROM OTHER CREDIT INSTITUTIONS AND TREASURY

The distribution of Company's balances due from credit institutions and Treasury by categories as at 31 December 2016:

Moody`s ratings	Aaa	Aa1- Aa3	A1-A3	Baa1- Baa3	Ba1- Ba3	B1-B3	Caa- C	WR	Total
Due from credit institutions registered in OECD area	-	2	-	-	-	-	-	-	2
Due from credit institutions registered in Latvia and Treasury	-	23,360	63,367	-	-	2,679	-	-	89,406
Total	-	23,362	63,367	-	-	2,679	-	-	89,408

As at 31 December 2017 the Company had accounts with 5 banks and Treasury of the Republic of Latvia.

As at 31 December 2017 the average interest rate on balances due from credit institutions was -0.2% (31 December 2016: 0.07%).

For amount of cash and cash equivalents see Note 21.

9 LOANS AND RECEIVABLES

Loans by type of borrower:

	31/12/2017	31/12/2016
Private companies	180,833	188,245
Individuals	23,324	24,490
Financial institutions	2,431	3,655
Local governments	292	344
Public and religious institutions	269	172
Accrued interest	436	523
Total gross loans	207,585	217,429
Allowance for impairment loss	(15,438)	(16,179)
Total net loans	192,147	201,250

The granted loans constitute the Company's balances due from residents of Latvia.

Granted loans by branches of economy:

	31/12/2017	31/12/2016
Agriculture and forestry	83,948	83,048
Manufacturing	44,855	47,104
Private individuals	23,324	24,490
Retail and wholesale	14,137	16,901
Other industries	14,568	14,871
Hotels and restaurants	6,564	7,653
Electricity, gas and water utilities	5,550	6,734
Transport, warehousing and communications	1,885	4,620
Real estate	4,332	4,310
Construction	3,132	3,818
Financial intermediation	1,218	2,443
Fishing	3,345	570
Municipal authorities	292	344
Accrued interest on loans	435	523
Total gross loans	207,585	217,429

NOTES TO INTERIM CONDENSED FINANCIAL STATEMENTS

9 LOANS AND RECEIVABLES (continued)

The extent of loan and advance concentration with respect to a single customer with total credit exposures equal to or exceeding EUR 1,000 thsd is presented below:

	31/12/2017	31/12/2016
Number of customers	23	26
Total credit exposure of customers (thsd euro)	36,895	43,740
Percentage of total gross portfolio of loans	17.7%	20.0%

Loans issued by the Company by type of impairment valuation:

	31/12/2017			31/12/2016		
	Individuals	Compa-nies	Total loans	Individu-als	Compa-nies	Total loans
Individually assessed loans	5,484	137,889	143,373	6,728	145,964	152,692
Collectively assessed loans	17,885	46,327	64,212	17,821	46,916	64,737
Total gross loans	23,369	184,216	207,585	24,549	192,880	217,429
Allowance for impairment loss						
-individually assessed	(1,017)	(14,307)	(15,324)	(1,105)	(14,902)	(16,007)
Allowance for impairment loss						
- collectively assessed	(46)	(68)	(114)	(57)	(115)	(172)
Total net loans	22,306	169,841	192,147	23,387	177,863	201,250

Loans granted by the Company by their quality assessment:

	31/12/2017			31/12/2016		
	Individu-als	Compa-nies	Total loans	Individu-als	Compa-nies	Total loans
Neither past due nor impaired	18,744	140,867	159,611	19,839	137,487	157,326
Past due but not impaired	2,417	13,688	16,105	2,376	18,217	20,593
Impaired	2,208	29,661	31,869	2,334	37,176	39,510
Total loans	23,369	184,216	207,585	24,549	192,880	217,429
Allowance for impairment loss	(1,062)	(14,376)	(15,438)	(1,161)	(15,018)	(16,179)
Total net loans	22,307	169,840	192,147	23,388	177,862	201,250

NOTES TO INTERIM CONDENSED FINANCIAL STATEMENTS

9 LOANS AND RECEIVABLES (continued)

Past due but not impaired loans granted by the Company by past due term profile:

	Individuals	Compa- nies	31/12/2017	Individu- als	Compa- nies	31/12/2016
			Total loans			Total loans
Past due up to 30 days	1,676	8,843	10,519	1,228	10,935	12,163
Past due 30 – 60 days	200	569	769	337	607	944
Past due 60 – 90 days	34	216	250	121	100	221
Past due over 90 days	507	4,060	4,567	690	6,575	7,265
Total gross loans	2,417	13,688	16,105	2,376	18,217	20,593

Movement in the Company's impairment allowance for loans:

	01/01/2017- 31/12/2017	01/01/2016- 31/12/2016
Provisions at the beginning of period	16,179	17,044
Impairment allowance increase	5,683	6,474
Impairment allowance decrease	(2,112)	(2,674)
Accrued interest (Note 3)	(793)	(1,005)
Write-off of loans	(3,520)	(3,660)
Provisions at the end of period	15,438	16,179

As at 31 December 2017 the average annual interest rate of the Company's loan portfolio was 4.15% (31 December 2016: 4.16%).

10 DERIVATIVE FINANCIAL INSTRUMENTS

The Company uses the following derivative financial instruments: currency forwards representing commitments to purchase foreign and domestic currency, currency swaps representing commitments to exchange one set of cash flows for another. Swaps result in an economic exchange of currencies.

The notional contract values and fair values of derivative instruments are provided in the table below:

	31/12/2017			31/12/2016		
	Notional contract value	Fair value		Notional contract value	Fair value	
		Assets	Liabilities		Assets	Liabilities
Currency forwards	11,435	142	-	12,330	-	855
Total		142	-		-	855

The contract is in force up to 23 February 2018.

NOTES TO INTERIM CONDENSED FINANCIAL STATEMENTS

11 INVESTMENTS IN VENTURE CAPITAL FUNDS

	31/12/2017	31/12/2016
Carrying amount at the beginning of period (gross)	64,746	44,378
Invested	3,998	23,159
Management fee	(1,715)	(2,066)
Refunded	(1,785)	(205)
Written off	-	(520)
Carrying amount at the end of period (gross)	65,244	64,746
Allowance for impairment loss	(15,830)	(8,024)
Net value at the end of period	49,414	56,722

Movement in the impairment provisions for venture capital funds' investments:

	01/01/2017- 31/12/2017	01/01/2016- 31/12/2016
Provisions at the beginning of period	8,024	5,414
Increase in provisions *	7,806	3,385
Release of provisions	-	(255)
Investments written off	-	(520)
Provisions at the end of period	15,830	8,024

* The accumulated impairment provisions of 7,806 thsd euros were 100% compensated from Risk Coverage Reserve pursuant to the agreement *On Implementation of the Holding Fund* concluded with the Ministry of Economics (agreement No Lig.2011/15) and an agreement with the Ministry of Economics about use of the public funding repaid within the framework of the activities co-financed by EU structural funds governing use, accounting and reporting of the reflow funding, which was signed on 29 December 2017 (Note 7).

12 INVESTMENT PROPERTY

	31/12/2017	31/12/2016
Carrying amount at the beginning of period	4,869	1,225
Acquired during the period *	5,839	3,704
Sold and written off during the period	(21)	(89)
Net gain from fair value adjustment	121	29
Carrying amount at the end of period	10,808	4,869

* Item *Acquired during the period* includes real estate purchased within the framework of Land Fund.

NOTES TO INTERIM CONDENSED FINANCIAL STATEMENTS

13 ASSETS HELD FOR SALE

	31/12/2017	31/12/2016
Hipo Latvia Real Estate Fund I	9,013	-
Hipo Latvia Real Estate Fund II	1,552	-
Land and building	-	1,367
Total	10,565	1,367

In June 2017 the Company sold its asset held for sale – office building situated at Elizabetes iela 41/43, Rīga, earning a profit of 3,872 thsd euros (Note 5).

On 28 December 2017, the Company's management made a decision to sell the shares of Alternative investment fund *Hipo Latvia Real Estate Fund I* and Alternative investment fund *Hipo Latvia Real Estate Fund II*. On 10 January 2018, the management of the Company approved the sales plan of the shares. The sales plan of Alternative investment funds is expected to be completed by 31 December 2018.

At 31 December 2017, investments in Alternative investment fund *Hipo Latvia Real Estate Fund I* and Alternative investment fund *Hipo Latvia Real Estate Fund II* were classified as *Assets held for sale*. As at 31 December 2016 the investments in the alternative investment funds were classified as *Investments in subsidiaries*.

As at the reporting date, the carrying amount equals the fair value of the instruments.

As at 31 December 2017 the gains, which are recognised in *Other comprehensive income*, amounted in 2,340 thsd euros.

There are no gains or losses recognised in profit or loss with respect to these assets in these financial statements of the Company.

14 DUE TO CREDIT INSTITUTIONS

	31/12/2017	31/12/2016
Due to credit institutions registered in: OECD area	46,933	56,195
Total	46,933	56,195

Item *Due to credit institutions registered in OECD area* includes loans totalling 46,933 thsd euros that the Company has received from the European Investment Bank (EIB) of which 67 thsd euros are accrued interest expenses. In the reporting period the Company repaid 9,471 thsd euros of which the accrued interest amounted to 235 thsd euros.

The Ministry of Finance of the Republic of Latvia has issued 46,933 thsd euros guarantee (Note 22) for the loan that is a parent guarantee on behalf of the Company.

As at 31 December 2017 the average interest rate for item *Due to credit institutions* was 0.41% (31 December 2016: 0.33%).

15 DUE TO GENERAL GOVERNMENTS

	31/12/2017	31/12/2016
Liabilities due to government entities	1,723	1,723
Loans received from Rural Support Service	9,685	12,990
Loans received from Treasury	32,201	32,201
Total due to general governments	43,609	46,914

In the reporting period the Company repaid 3,304 thsd euros to Rural Support Service.

NOTES TO INTERIM CONDENSED FINANCIAL STATEMENTS

16 ISSUED DEBT SECURITIES

On October 17, 2017 the Company issued its first Green bonds in amount of 20 mln euros. The bonds are listed on the Baltic Bond List by Nasdaq Riga as of October 24, 2017.

ISIN	Currency	Number of initially issued securities	Par value, euro	Date of emission	Date of maturity	Discount/Coupon rate, %	31/12/2017	31/12/2016
LV000080235	EUR	20,000	1,000	17.10.2017	17.10.2024	1.37	20,053	-

Green minded financing instruments is used to support sustainability projects in Latvia, while providing the Company with an opportunity to diversify Company's portfolio of the attracted funding and support development of the Baltic Bond market.

Green bonds are carried at amortised cost using the effective interest method.

NOTES TO INTERIM CONDENSED FINANCIAL STATEMENTS

17 SUPPORT PROGRAMME FUNDING AND STATE AID

	31/12/2017	31/12/2016
Support programme funding	94,250	94,425
State aid	3,968	6,849

During the reporting period the Company has received additional funding of 2,849 thsd euros for implementation of the *Housing Guarantee Programme*.

The table below presents Risk Coverage Reserve included in Support programme funding and State aid which can be used to cover the Company's credit risk losses as at 31 December 2017:

Programme	Programme funding, thsd EUR	Programme's loan portfolio, thsd EUR	Credit risk cover by public funding, %	Credit risk cover on 31/12/2017, thsd EUR
ERDFII	25,269	9,775	66%	6,451
ESF II	6,392	3,045	80%	2,436
Swiss Microcredits Programme	5,643	2,071	80%	1,657
ERDF I	1,285	1,239	50%	620
ESF I	1,008	204	90%	184
Microcredits	605	4	80%	3
ERDF II (second round)	5,528	3,974	68%	2,703
Incubators (from ESF II)	546	33	100%	546
ERDF II 2 Public fund	2,485	960	100%	960
Fund of funds and venture capital funds	16,424	-	77%	12,699
Fund of funds prog.- Start-up loans	1,316	4,066	82%	1,079
Fund of funds prog.- Microcredits	257	867	55%	141
Fund of funds prog.- Parallel loans	1,200	1,556	90%	1,080
Fund of funds prog.- Guarantees	9,500	-	91%	8,645
EEPMB* loan fund	2,512	-	18%	452
EEPMB guarantees	2,994	-	67%	2,006
EEPMB grants	4,856	4,856	0%	-
Housing Guarantee Programme	2,849	1,803	100%	2,849
Social Entrepreneurship Programme	-	-	0%	-
Start-up State Aid Cumulation Lending Programme	2,000	2,000	100%	2,000
KBLG **	5,000	-	95%	4,750
Other loans to start-ups	2,239	1,744	0%	1,677
Mezzanine Loan Programme	4,462	-	85%	3,793
Implementation of Holding Fund Activity	1,470	-	96%	1,411
Baltic Innovation Fund	394	-	100%	394
Risk Coverage Reserve	106,234			58,536

* EEPMB – Energy Efficiency Programme for Multi-apartment Buildings

** KBLG – Guarantee Programme for Clients of State Aid Cumulation, Grace Period and Large Economic Operators.

NOTES TO INTERIM CONDENSED FINANCIAL STATEMENTS

17 SUPPORT PROGRAMME FUNDING AND STATE AID (continued)

The table below presents Risk Coverage Reserve included in Support programme funding and State aid which can be used to cover the Company's credit risk losses as at 31 December 2016:

Programme	Programme funding, thsd EUR	Programme's loan portfolio, thsd EUR	Credit risk cover by public funding, %	Credit risk cover on 31/12/2016, thsd EUR
ERDFII	25,746	14,650	66%	9,669
ESF II	9,466	4,921	80%	3,937
Swiss Microcredits Programme	5,711	2,751	80%	2,201
ERDF I	1,470	1,944	50%	972
ESF I	987	234	90%	210
Microcredits	616	6	80%	5
ERDF II (second round)	5,051	5,420	68%	3,685
Incubators (from ESF II)	545	52	100%	545
ERDF II 2 Public fund	2,485	1,691	100%	1,691
Fund of funds and venture capital funds	24,207	-	49%	12,609
Fund of funds prog.- Start-up loans	625	-	82%	513
Fund of funds prog.- Microcredits	80	-	55%	44
Fund of funds prog.- Parallel loans	1,200	-	90%	1,080
Fund of funds prog.- Guarantees	3,522	-	91%	3,205
EEPMB loan fund	2,512	-	18%	452
EEPMB guarantees	3,051	-	67%	2,044
KBLG	5,000	-	95%	4,750
Other loans to start-ups	2,481	2,365	0%	1,677
Mezzanine Loan Programme	5,322	-	85%	4,524
Implementation of Holding Fund Activity	9,083	-	96%	8,719
Risk Coverage Reserve	109,160			62,532

18 OFF BALANCE SHEET ITEMS AND CONTINGENT LIABILITIES

	31/12/2017	31/12/2016
Contingent liabilities		
outstanding guarantees *	185,173	147,175
Financial commitments		
unutilised loan facilities	8,788	6,324
commitments to venture capital funds	26,941	28,940
other liabilities	-	142
Total	220,902	182,581

* As stipulated by Law on State Budget 2017, the portfolio of *Outstanding guarantees* worth 185,173 thsd euros is over-secured by 200,000 thsd euros of state funding (31 December 2016: 100,247 thsd euros).

NOTES TO INTERIM CONDENSED FINANCIAL STATEMENTS

19 PROVISIONS

	31/12/2017	31/12/2016
Provisions for:		
Provision (onerous contracts)	8,144	9,019
Other guarantee programmes	2,795	4,022
Guarantee programme (activity)	1,915	2,553
Loan guarantees to rural entrepreneurs	814	827
Guarantees under the Mezzanine Loan Programme	372	402
Housing Guarantee Programme	14	41
Total provisions	14,054	16,864

20 MOVEMENT IN REVALUATION RESERVE OF INVESTMENT SECURITIES AVAILABLE FOR SALE

	01/01/2017- 31/12/2017	01/01/2016- 31/12/2016
At the beginning of period	9,092	8,667
Gain / (loss) from changes in fair value *	(1,161)	425
Other comprehensive income	(1,161)	425
At the end of period	7,931	9,092

* The position *Gain / (loss) from changes in fair value* includes the revaluation of Latvian Treasury bills and government bonds as well as Alternative investment funds registered in Latvia.

21 CASH AND CASH EQUIVALENTS

	31/12/2017	31/12/2016
Demand deposits with other credit institutions	100,597	79,408
Deposits with credit institutions with original maturity of less than 3 months	-	5,000
	100,597	84,408

22 RELATED PARTY TRANSACTIONS

Related parties are defined as Council and Board members of the Company, their close relatives, as well as companies under their control.

In accordance with the International Accounting Standards (IAS) 24 *Related Party Disclosures* also the managing personnel, directly or indirectly authorised and responsible for planning, management and control of the Company's operations are treated as related parties to the Company.

The powers granted to the heads of the Company's structural units do not allow them to manage the operations of the Company and decide on material transactions that could affect the Company's operations and/or result in legal consequences.

In the reporting period the remuneration of the members of the Company's Council and Board amounted to 376 thsd euros.

The Company has entered into number of transactions with other government entities. The most significant were obtaining funding from Ministry of Finance, Ministry of Economics, Rural Support Service and Central Finance and Contracting Agency, which co-finance development programmes of the Company.

NOTES TO INTERIM CONDENSED FINANCIAL STATEMENTS

22 RELATED PARTY TRANSACTIONS (continued)

The following table provides the total amounts of transactions that have been entered into with related parties as at 31 December 2017 and 31 December 2016:

		Received state aid funding, thsd EUR	Granted state aid funding or repayment of the funding, thsd EUR	Received reserve capital, thsd EUR
Transactions with shareholders:				
Ministry of Finance	31/12/2017	-	(336)	-
	31/12/2016	-	-	5,559
Ministry of Economics	31/12/2017	5,349	(217)	-
	31/12/2016	29,610	-	-
Entity with significant influence:				
Investment funds	31/12/2017	-	-	-
	31/12/2016	-	-	-
Associates:				
Venture capital funds	31/12/2017	1,785	(3,998)	-
	31/12/2016	205	(22,932)	-
Other companies owned by Altum shareholders				
Rural Support Service	31/12/2017	-	(3,304)	-
	31/12/2016	9,387	-	-
Central Finance and Contracting Agency	31/12/2017	4,946	-	-
	31/12/2016	5,563	-	-

Gain and expense on related party transactions within year 2017 and year 2016:

		Interest received, thsd EUR	Interest paid, thsd EUR	Other expenses, thsd EUR
Associates:				
Venture capital funds*	2017	1,125	(1,125)	-
	2016	431	(431)	-

*In 2017 year the venture capital funds yielded 887 thsd euros of interest income and 238 thsd euros of income realised on the investments that were 100% attributed to the funding by Ministry of Economics of the Republic of Latvia (Note 3 and Note 5).

JSC Development Finance Institution Altum
Unaudited interim condensed report for 12 months period ended 31 December 2017

NOTES TO INTERIM CONDENSED FINANCIAL STATEMENTS

22 RELATED PARTY TRANSACTIONS (continued)

Balances, including off-balance sheet financial liabilities, with related parties as at 31 December 2017 and 31 December 2016:

		Significant influence entity, thsd EUR	Transactions with shareholders, thsd EUR	Associates, thsd, EUR	Other companies owned by Altum shareholders, thsd EUR
Investments in venture capital funds – associates (Provisions for impairment) (Note 11)	31/12/2017	-	-	65,244	-
	31/12/2017	-	-	(15,830)	-
	31/12/2016	-	-	64,746	-
	31/12/2016	-	-	(8,024)	-
Investments in subsidiaries	31/12/2017	-	-	-	-
	31/12/2016	10,376	-	-	-
Assets held for sale	31/12/2017	10,565	-	-	-
	31/12/2016	-	-	-	-
Due to general governments (Note 15)	31/12/2017	-	-	-	9,685
	31/12/2016	-	-	-	12,990
Support programme funding and state aid	31/12/2017	-	87,856	-	10,362
	31/12/2016	-	95,711	-	5,563
Off-balance sheet financial liabilities for venture capital funds (Note 18)	31/12/2017	-	-	26,941	-
	31/12/2016	-	-	28,940	-

NOTES TO INTERIM CONDENSED FINANCIAL STATEMENTS

23 MAXIMUM EXPOSURE TO CREDIT RISK

The credit risk is a risk that a customer or cooperation partner of the Company is unable or unwilling to meet its liabilities towards the Company in full and within the established term.

The table below shows credit risk exposures relating to balance and off-balance sheet items (before collateral held or other credit security):

	31/12/2017	31/12/2016
Statement of financial position assets exposed to credit risk		
Loans and receivables	192,147	201,250
Due from other credit institutions and Treasury	109,594	89,408
Investment securities - available for sale	61,760	64,294
Investments in venture capital funds	49,414	56,722
Other assets	3,866	762
Investment securities – held to maturity	443	1,531
Total	417,224	413,967
Off-balance sheet items exposed to credit risk		
Contingent liabilities	185,173	147,175
Financial commitments	35,729	35,406
Total	220,902	182,581

As at December 31, 2017 a part of the Company's assets amounting to EUR 79,134 thsd has been pledged. Detailed information about the loan agreements concluded by the Company as at 31 December 2017:

On 16 June 2015 the commercial pledge stemming from the loan agreement No A/1/F12/296 dated 25 June 2012 and its amendments concluded between the Company and Ministry of Finance of the Republic of Latvia was renewed. The commercial pledge is related to the loans granted by Company in compliance with the Cabinet of Ministers Regulations No 381 dated 29 May 2012 *Procedure for Granting State Aid when Acquiring Farmland for Agricultural Production* as well as future components of the aggregation of property. The claim amount is 32,201 thsd euros (2016: 32,201 thsd euros).

As at 31 December 2017 the total amount of Company's entitlements considered as an aggregate property in favour of the Ministry of Finance was EUR 46,933 thsd. Guarantee of the Ministry of Finance of the Republic of Latvia amounting to EUR 46,933 thsd that has been issued to back the Company's loan from EIB (2016: 56,111 thsd euros) (Note 14).

For information about commercial pledges stemming from the signed loan agreements where, as at 31 December 2017, the available funding has not been absorbed:

Based on the loan agreement No A1/1/F16/474 dated 24 November 2016 between the Company and Treasury of the Republic of Latvia a commercial pledge agreement was concluded on the same date. The commercial pledge refers to the loan funds the Company received from the Treasury and used to grant loans according to the Cabinet of Ministers Regulation No 469 dated 15 July 2016 *On Parallel Loans for Improvement of Competitiveness of Businesses*. The maximum secured claim amount is 24,000 thsd euros. The composition of the commercial pledge: claim rights and their future components resulting from the aforementioned loans the Company has granted. Within year 2017 the Company had not started to use the Treasury's loan as yet.

NOTES TO INTERIM CONDENSED FINANCIAL STATEMENTS

23 MAXIMUM EXPOSURE TO CREDIT RISK (continued)

On 29 December 2016 a commercial pledge agreement was concluded based on the following two loan agreements: loan agreement No A1/1/15/698 dated 18 December 2015 and loan agreement No A1/1/16/395 dated 26 September 2016. The loan agreement No A1/1/15/698 dated 18 December 2015 was concluded between the Company and Treasury of the Republic of Latvia. The commercial pledge refers to the loan funds the Company received from the Treasury and used to grant loans according to the Cabinet Regulation No 1065 dated 15 September 2009 On Loans for Promoting the Development of Micro, Small and Medium Sized Merchants and Agricultural Service Co-operative Societies. The loan agreement No A1/1/16/395 dated 26 September 2016 was concluded between the Company and Treasury of the Republic of Latvia. The commercial pledge refers to the loan funds the Company received from the Treasury and used to grant loans according to the Cabinet Regulation No 328 dated 31 May 2016 On Micro Loans and Start-up Loans. The total maximum secured claim amount is 39,600 thsd euros. The composition of the commercial pledge: claim rights and their future components resulting from the aforementioned loans the Company has granted. Within 2017 year the Company had not started to use the Treasury's loan as yet.

On 19 October 2017 a loan agreement with the Council of Europe Development Bank was signed. Within the framework of the loan agreement Company would have the opportunity of borrowing EUR 50 mln for implementation of the energy efficiency improvement measures in multi-apartment buildings. The agreement has been signed to fund Company's loans within the energy efficiency programme of the multi-apartment buildings. Nevertheless, in year 2017 Company didn't use the funds of the Council of Europe Development Bank as Company's loan for implementation of the project involving the multi-apartment buildings could only be granted if the commercial banks refused to fund the project, but in view of the current economic circumstances such occurrences were rare (in year 2017 – 4 loans worth EUR 0.6 mln). The funds available through the loan agreement won't be used to grant small loans; these funds will be used only if there is a demand for Company's loans of at least 12,5 mln which is the minimum amount of the tranche. As stipulated by agreement, the first tranche has to be disbursed within 12 months and there is no payment on the portion of the loan that has not been absorbed. The loan is not secured by a registered collateral, but presents *pari passu* rights against other collaterals.

Transactions with derivatives, in effect on 31 December 2017, had been concluded seeking to cushion the effect of exchange rate fluctuations on the value of balance-sheet assets (see Note 10).

Loans to customers are secured, mostly by real estate, to a lesser extent – by other types of assets or commercial pledge. Some loans, granted during lending campaigns, are partially covered by guarantees of the state aid programmes. Loan impairment estimates take into account the expected cash flows from collateral. Loan quality is described in Note 9 .

The counter-guarantees of the Treasury are available for the following guarantee programmes:

- under the Funding Covenant concluded with the Central Finance and Contracting Agency (contract dated 08/06/2016) on implementation of the fund of funds the guarantees are available under specific support objective 3.1.1.1 with the earmarked funding of 15 mln euros.
- funding of 6 mln euros is earmarked for the state aid combination guarantees for the small and medium-sized enterprises sourced from repayments made on sub-activity 2.2.1.4.1. *Support in the Form of Loan for Improvement of Competitiveness of Businesses*; as regards the guarantees for large companies – the funding of 675 thsd euros is available from activity 3.1.3. *Training and Consultations for Business and Self-employment Start-ups* as well as reflows from activity 1.3.1.2. *Support to Self-employment and Business Start-ups* under operational programme *Human Resources and Employment* (482 thsd euros);
- Loan guarantees of 4,3 mln euros are available to the farmers;

NOTES TO INTERIM CONDENSED FINANCIAL STATEMENTS

23 MAXIMUM EXPOSURE TO CREDIT RISK (continued)

- As of 8 June 2016 the loan guarantees are issued under specific support objective 3.1.1.1. As at 31 December 2017, 243 guarantees with the total funding of 39,1 mln euros were issued under specific support objective 3.1.1.1., whereas 19 guarantees with the total funding of 8.8 mln euros were issued to large companies. From 1 January 2017 to 31 December 2017 there were 34 guarantees with the total funding of 4.4 mln euros issued to farmers.
- *InnovFIN* Facility guarantees are available to the innovative companies complying with the conditions of specific support objective 3.1.1.1. as well as large companies. There is an agreement (dated 13/10/2016) concluded with the European Investment Fund on *InnovFIN* Facility counter-guarantees for 30 mln euros. As of conclusion of the agreement up to 31 December 2017 there were 7 guarantees issued with *InnovFin* counter guarantee with the total funding of 1,2 mln euros.
- The guarantees of the Energy Efficiency Programme of Multi-apartment Buildings (EEPMB) are issued within the framework of the specific objective's measure 4.2.1.1. To Increase Energy Efficiency in Residential Buildings. The funding of 12,2 mln euros is earmarked for EEPMB guarantees. As at 31 December 2017 there were 18 EEPMB guarantees granted for 2.1 mln euros.
- The housing guarantees to the families with underage children are issued based on the Cabinet of Ministers Regulation No 443 *On State Assistance to Acquisition or Construction of Living Accommodation* adopted on 5 August 2014. The Housing Guarantee Programme has been running since January, 2015 with 7 co-operating commercial banks involved in its implementation. 3,113 housing guarantees for 22.3 mln euros were granted from 1 January 2017 to 31 December 2017.

NOTES TO INTERIM CONDENSED FINANCIAL STATEMENTS

24 FAIR VALUES OF ASSETS AND LIABILITIES

In the opinion of Management, the fair value of assets and liabilities held in the Company's balance sheet at amounts other than fair value differs from their carrying values and those booked at fair value, as follows:

	31/12/2017		31/12/2016	
	Carrying amount	Fair value	Carrying amount	Fair value
<u>Assets</u>				
Due from other credit institutions and Treasury	109,594	109,594	89,408	89,392
Debt securities	61,760	61,760	64,294	64,294
Investment securities - available for sale	61,760	61,760	64,294	64,294
Individuals	21,635	21,597	22,722	22,684
Companies	170,512	169,699	178,528	177,644
Loans and receivables	192,147	191,296	201,250	200,328
Debt securities	443	1,208	1,531	3,315
Investment securities – held to maturity	443	1,208	1,531	3,315
Investments in subsidiaries	-	-	10,376	10,376
Derivatives (Note 10)	142	142	-	-
Investments in venture capital funds (Note 11)	49,414	49,414	56,722	56,722
Investment property (Note 12)	10,808	10,808	4,869	4,869
Assets held for sale (Note 13)	10,565	10,565	1,367	3,488
<u>Liabilities</u>				
Due to credit institutions (Note 14)	46,933	46,933	56,195	56,195
Derivatives (Note 10)	-	-	855	855
Due to general governments (Note 15)	43,609	42,103	46,914	46,914
Support program funding (Note 17)	94,250	94,250	94,425	94,425

Assets

Fair value of securities has been estimated based on quoted market prices where available. In assessing the fair value for other financial assets, the management has performed discounted cash flow analysis, estimating cash flows upon assumptions based on the most up-to-date market information at the moment of assessment.

For loans having fixed rates in fixed terms, the management has conducted discounted cash flow analysis, while for loans where the base interest rates are pegged to floating market interest rates, the Company has assumed that the carrying value of such loans equals their fair value.

Liabilities

Fair value of financial liabilities at amortised cost such as Due to credit institutions have been estimated based on discounted cash flow model using interest rates for similar products as at year-end. Fair value of those financial liabilities that are on demand or have floating interest rate (e.g. Due to credit institutions) have been estimated to be approximately equal to its carrying amount.

NOTES TO INTERIM CONDENSED FINANCIAL STATEMENTS

24 FAIR VALUES OF ASSETS AND LIABILITIES (continued)

The following table shows the hierarchy of the Company's financial assets and liabilities assessed and recognised at fair value as at 31 December 2017:

	Level 1	Level 2	Level 3	Total
<u>Assets measured at fair value:</u>				
Investment property	-	-	10,808	10,808
Debt securities - available for sale	37,723	24,037	-	61,760
Investments in subsidiaries	-	-	-	-
Derivatives	-	142	-	142
Assets held for sale	-	-	10,565	10,565
<u>Assets for which fair values are disclosed:</u>				
Loans and receivables	-	-	191,296	191,296
Due from other credit institutions and Treasury	100,594	-	9,000	109,594
Total	138,317	24,179	221,669	384,165
<u>Liabilities measured at fair value:</u>				
Derivatives	-	-	-	-
<u>Liabilities for which fair values are disclosed:</u>				
Due to credit institutions	-	-	46,933	46,933
Due to general governments	-	-	42,103	42,103
Support program funding	-	-	94,250	94,250
Total	-	-	183,286	183,286

The following table shows the hierarchy of the Company's financial assets and liabilities assessed and recognised at fair value as at 31 December 2016:

	Level 1	Level 2	Level 3	Total
<u>Assets measured at fair value:</u>				
Investment property (Note 12)	-	-	4,869	4,869
Debt securities - available for sale	39,026	25,268	-	64,294
Investments in subsidiaries	-	-	10,376	10,376
<u>Assets for which fair values are disclosed:</u>				
Loans and receivables (Note 9)	-	-	200,328	200,328
Due from other credit institutions and Treasury	79,292	-	10,100	89,392
Total	118,318	25,268	225,673	369,259
<u>Liabilities measured at fair value:</u>				
Derivatives (Note 10)	-	855	-	855
<u>Liabilities for which fair values are disclosed:</u>				
Due to credit institutions (Note 14)	-	-	56,195	56,195
Due to general governments	-	-	46,914	46,914
Support program funding (Note 17)	-	-	94,425	94,425
Total	-	855	197,534	198,389

NOTES TO INTERIM CONDENSED FINANCIAL STATEMENTS

24 FAIR VALUES OF ASSETS AND LIABILITIES (continued)

Fair value hierarchy of financial assets and liabilities

The Company classifies fair value measurements by applying a fair value hierarchy, which reflects the significance of the data used in evaluation. The fair value hierarchy of the Company has 3 levels:

- *Level 1* includes *Due from other credit institutions and Treasury* as well as listed financial instruments having an active market, if the Company, to determine their fair value, uses unadjusted quoted market prices, obtained from the stock-exchange or reliable information systems;
- *Level 2* includes financial instruments traded over the counter and financial instruments having no active market or declining active market whose fair value measurements are based mostly on observable market inputs (e.g., rates of similar instruments, benchmark financial instruments, credit risk insurance transactions, a.o.);
- *Level 3* includes financial instruments whose fair value measurements rely on observable market inputs requiring significant adjustment due to the unobservable market inputs, and financial instruments whose fair value measurements are based primarily on the data that cannot be observed in the active market and assumptions and estimates of the Company that enable a credible measurement of the financial instrument's value.

Debt securities

The debt securities are measured using the quoted prices or valuation techniques using both - observable and unobservable market inputs and a combination of the two. The majority of investments in debt securities recognised at fair value are investments in Latvian government debt securities having a quoted price, but not being traded on the active market. The management has estimated that the quoted price is a reasonable approximation of the fair value by reference to yield of similar risk investments.

Derivatives

The derivatives measured using valuation techniques relying on observable market inputs are mainly currency swaps and over-the-counter forward exchange contracts. Most frequently applied valuation techniques include discounted cash flow calculation, where inputs include foreign exchange spot and forward rates as well as interest rate curves.

Assets held for sale

The investments in the shares of the alternative investment funds are values that are based on net redemption price as the investments are made in alternative investment funds.

Investment property

Investments in real estate are evaluated in accordance with Latvian and International Valuation Standards (IVS) for real estate involving professional and certified valuers.

Property investments are evaluated at their fair value using one of the following approaches:

- (a) market data (comparable sales) approach;
- (b) income approach;
- (c) depreciated replacement cost method.

The valuation method is selected depending on the type of property and acquisition purpose. Property valuation is carried out by a professional and certified valuator, selected by the Company, according to the abovementioned methods.

NOTES TO INTERIM CONDENSED FINANCIAL STATEMENTS

25 LIQUIDITY RISK

The table below provides the maturity structure of expected undiscounted future cash flows of the Company's financial liabilities, off-balance liabilities and liquid assets, including the balances of *Due from other credit institutions and Treasury* and *Investment securities* as at 31 December 2017. The presentation is based on the expected future cash flows linked with payment schedules and includes interest; while the maturity analysis presented in Note 26 discloses the term structure of actual balances of liabilities and assets:

	Up to 1 year	1 to 5 years	Over 5 years and w/o date	Total
Due to credit institutions	8,857	32,376	6,309	47,542
Due to general governments	163	612	44,869	45,644
Support programme funding	-	-	94,250	94,250
Other liabilities	-	-	3,488	3,488
Total financial liabilities	9,020	32,988	148,916	190,924
Off-balance items and contingent liabilities	53,339	78,070	89,493	220,902
Total financial liabilities, off-balance items and contingent liabilities	62,359	111,058	238,409	411,826
Due from other credit institutions and Treasury	109,594	-	-	109,594
Investment securities	38	51,426	10,738	62,202
Liquid assets	109,632	51,426	10,738	171,796

The table below provides the maturity structure of expected undiscounted future cash flows of the Company's financial liabilities, off-balance liabilities and liquid assets as at 31 December 2016:

	Up to 1 year	1 to 5 years	Over 5 years and w/o date	Total
Due to credit institutions	9,483	35,368	12,293	57,144
Due to general governments	163	653	50,017	50,833
Support programme funding	-	-	94,425	94,425
Other liabilities	-	-	4,282	4,282
Total financial liabilities	9,646	36,021	161,017	206,684
Off-balance items and contingent liabilities	63,019	56,967	75,782	195,768
Total financial liabilities, off-balance items and contingent liabilities	72,665	92,988	236,799	402,452
Due from other credit institutions and Treasury	89,408	-	-	89,408
Investment securities	1,027	50,176	14,622	65,825
Liquid assets	90,435	50,176	14,622	155,233

NOTES TO INTERIM CONDENSED FINANCIAL STATEMENTS

26 MATURITY ANALYSIS OF ASSETS AND LIABILITIES

The table below discloses assets and liabilities according to their contractual maturity. With regard to loans and advances to customers, the Company uses the same basis of expected repayment behaviour as used for estimating the effective interest rate. The issued debts reflect the contractual coupon amortisations.

The table below allocates the Company's assets and liabilities to maturity groupings as at 31 December 2017 based on the time remaining from the balance sheet date to the contractual maturity dates.

	Up to 1 month	1 to 3 months	3 to 6 months	Up to 1 year	1 to 5 years	Over 5 years and undated	Total
ASSETS							
Due from other credit institutions and Treasury	100,597	-	-	8,997	-	-	109,594
Investment securities	-	-	-	38	51,426	10,739	62,203
Loans and receivables	9,708	11,789	10,152	19,765	-	140,733	192,147
Derivatives	-	142	-	-	-	-	142
Investments in venture capital funds	-	1,008	-	-	42,063	6,343	49,414
Deferred expense and accrued income	669	1,581	3	3	9	207	2,472
Investment property	-	-	-	234	8,142	2,432	10,808
Property, plant and equipment	-	-	-	-	-	3,828	3,828
Intangible assets	-	-	-	-	-	771	771
Investments in subsidiaries	-	-	-	-	-	-	-
Overpaid corporate income tax	-	-	-	-	-	-	-
Other assets	271	-	139	-	1,966	3,456	5,832
Assets held for sale	-	-	-	10,565	-	-	10,565
Total assets	111,245	14,520	10,294	39,602	103,606	168,509	447,776
LIABILITIES							
Due to credit institutions	-	4,399	-	4,340	31,944	6,250	46,933
Due to general governments	-	-	-	-	5,000	38,609	43,609
Issued debt securities	-	-	-	53	-	20,000	20,053
Deferred income and accrued expense	174	87	451	425	135	1,230	2,502
Support programme funding and state aid	9,795	-	-	1,904	29,392	57,127	98,218
Provisions for off-balance sheet commitments	365	757	66	259	4,199	8,408	14,054
Other liabilities	2,962	-	53	42	-	431	3,488
Total liabilities	13,296	5,243	570	7,023	70,670	132,055	228,857
Net liquidity	97,949	9,277	9,724	32,579	32,936	36,454	218,919

JSC Development Finance Institution Altum
Unaudited interim condensed report for 12 months period ended 31 December 2017

NOTES TO INTERIM CONDENSED FINANCIAL STATEMENTS

26 MATURITY ANALYSIS OF ASSETS AND LIABILITIES (continued)

The table below allocates the Company's assets and liabilities to maturity groupings as at 31 December 2016 based on the time remaining from the balance sheet date to the contractual maturity dates.

	Up to 1 month	1 to 3 months	3 to 6 months	Up to 1 year	1 to 5 years	Over 5 years and undated	Total
ASSETS							
Due from other credit institutions and Treasury	79,408	5,000	-	5,000	-	-	89,408
Investment securities	-	-	1,027	-	50,176	14,622	65,825
Loans and receivables	14,369	9,473	8,997	19,313	91,132	57,966	201,250
Investments in venture capital funds	-	864	-	-	50,045	5,813	56,722
Deferred expense and accrued income	410	1,640	4	1	5	-	2,060
Investment property	-	-	-	-	-	4,869	4,869
Property, plant and equipment	-	-	-	-	-	3,507	3,507
Intangible assets	-	-	-	-	-	168	168
Investments in subsidiaries	-	-	-	10,376	-	-	10,376
Overpaid corporate income tax	-	-	-	-	-	-	-
Other assets	596	-	-	1	3,113	165	3,875
Assets held for sale	-	-	-	1,367	-	-	1,367
Total assets	94,783	16,977	10,028	36,058	194,471	87,110	439,427
LIABILITIES							
Due to credit institutions	-	4,896	93	4,340	34,717	12,149	56,195
Derivatives	-	855	-	-	-	-	855
Due to general governments	1,723	-	-	-	-	45,191	46,914
Deferred income and accrued expense	160	17	464	427	201	706	1,975
Support programme funding	3,785	-	-	2,098	36,995	58,396	101,274
Provisions for off-balance sheet commitments	2,509	1,195	970	31	6,591	5,568	16,864
Other liabilities	3,409	-	376	174	292	31	4,282
Total liabilities	11,586	6,963	1,903	7,070	78,796	122,041	228,359
Net liquidity	83,197	10,014	8,125	28,988	115,675	(34,931)	211,068

27 SUBSEQUENT EVENTS

There are no subsequent events from the last day of the reporting period until signature of this report, which would have a significant effect on the financial position of the Company.