

Utilities - Non US  
Finland  
Update

## Fingrid Oyj

### Ratings

Long-Term Foreign-Currency IDR	A+
Senior Unsecured	AA-
Short-Term Foreign-Currency IDR	F1

### Outlooks

Long-Term Foreign-Currency IDR Negative

### Financial Data

#### Fingrid Oyj

	31 Dec 10	31 Dec 09
Revenue (EURm)	456	359
Operating EBITDAR (EURm)	153	116
Op. EBITDAR/revenues (%)	33.5	32.3
Funds Flow from Operations (EURm)	119	72
FFO/interest expense net of interest income (x)	7.5	4.5
Net adjusted debt/op. EBITDAR (x)	6.2	7.0
Adjusted net leverage/FFO	6.4	8.6
Total assets (EURm)	1,815	1,649

### Analysts

Isabelle Katsumata  
+33 1 44 29 92 72  
[isabelle.katsumata@fitchratings.com](mailto:isabelle.katsumata@fitchratings.com)

Francesca Fraulo  
+39 02 879 087 237  
[francesca.fraulo@fitchratings.com](mailto:francesca.fraulo@fitchratings.com)

### Related Research

#### Applicable Criteria

- [Corporate Rating Methodology \(August 2010\)](#)
- [Rating EMEA Regulated Network Utilities - Sector Credit Factors \(July 2010\)](#)
- [Recovery Ratings and Notching Criteria for Utilities \(May 2011\)](#)

#### Other Research

- [2011 Outlook: Nordic Utilities \(January 2011\)](#)

### Rating Rationale

**Weakened Financial Profile:** The Long-Term IDR downgrade to 'A+' from 'AA-' in August 2010 reflected a continued weakening of credit ratios through to the end of the current regulatory period in 2011. This was due to expected modest tariff increases and continued high capex in 2011. Fingrid Oyj (Fingrid) has historically maintained low and stable tariffs, despite legislation allowing for much higher increases (as its former shareholders benefited from the low tariffs).

**Negative Outlook:** This reflects Fitch Ratings' view that credit ratios, in particular leverage, could deteriorate to levels inconsistent with an 'A+' rating. Probable increases in tariffs in the next regulatory period (2012-15) could stabilise the company's financial profile, but this will be contingent on the new shareholders' capital structure strategy, specifically its dividend policy.

**Strong Business Profile:** Fingrid's ratings reflect: its monopoly position in Finnish electricity transmission; an unrivalled efficiency track record relative to its peers; and an ability to be flexible in setting tariffs in the current regulatory period (2008-11). The group benefits from a benign regulatory environment and a stable macroeconomic environment.

**No State Support in Ratings:** Fingrid is 53% owned by the Republic of Finland ('AAA'/Stable/'F1+'), following the purchase by the government of Fortum Corporation's ('A-'/Stable) and PVO's stakes in Fingrid in April 2011. Fingrid is currently rated on a standalone basis, as the company operates on an entirely commercial basis.

**Rating for Unsecured Debt:** The senior unsecured rating of 'AA-' benefits from a generic, one-notch uplift from the Long-Term IDR to account for the above-average recovery prospects in accordance with Fitch's report, "*Utilities Sector Notching and Recovery Ratings*", (May 2011).

### Recent Events

On 19 April 2011, the Finnish State and Illmarinen Mutual Pension Insurance agreed to purchase 81% and 19% respectively of Fortum's 25% stake and PVO's 25% stake in Fingrid.

### What Could Trigger a Rating Action

**Positive Action:** A willingness by the new shareholders to implement tariff increases to the maximum allowable amount, in combination with a conservative capital structure policy, would be positive for the ratings.

**Negative Action:** A substantial negative change in the regulatory environment would be a credit negative. A further increase in leverage through debt financed acquisitions and/or investments, or through increased shareholder distributions, could lead to a downgrade. A large reduction in liquidity reserves would also be a negative ratings factor.

### Liquidity and Debt Structure

The ratings factor in Fingrid's good liquidity, with EUR220m of cash and cash equivalents at FYE10 and an EUR250m undrawn revolving credit facility at FYE10 and also as of June 2011.

**Peer Group**

Issuer	Country
<b>A+</b>	
Fingrid Oyj	Finland
<b>A</b>	
Red Electrica Corporacion S.A.	Spain
Terna Spa	Italy
<b>A-</b>	
National Grid Electricity Transmission plc (NGET)	United Kingdom
TenneT Holdings B.V.	Netherlands

**Issuer Rating History**

Date	LT IDR (FC)	Outlook/ Watch
09 Aug 10	A+	Negative
15 Apr 09	AA-	Negative
23 Oct 07	AA-	Stable

**Snapshot Profile: Major Issuer-Specific Rating Factors and Trends**

Rating factor	Status <sup>a</sup>	Trend
Operations	Strong	Neutral
Market position	Strong	Neutral
Finances	Weak	Weakening
Governance	Average	Neutral
Geography	Average	Neutral

<sup>a</sup> Relative to peer group  
Source: Fitch

**Immediate Peer Group – Comparative Analysis**

**Sector Characteristics**

**Operating Risks**

Transmission systems operators (TSOs) generally demonstrate very stable operations through the business cycle, due to their natural monopoly status and regulated earnings.

**Financial Risks**

TSOs have stable and regulated revenues, earnings and cash flows, determined by the regulatory framework in which they operate. Their capital-intensive businesses mean that during investment cycles, they can be significantly free cash flow (FCF) negative, using fresh debt to fund capex expansion. The combination of long-term assets, very stable earnings and high financing requirements means that TSOs can extend long-term debt maturity profiles, especially when they enjoy generally good access to capital market funding.

**Peer Group**

	Fingrid A+/Neg	Red Electrica A/Stable	Terna A/Stable	NGET A-/Stable	TenneT A-/RWN
Revenue (EURm)	456	1,200	1,385	2,792	7,326
Op. EBITDAR (EURm)	153	800	1,010	1,186	340
Net adjusted debt/EBITDAR (x)	6.2	3.9	4.3	4.2	8.5
FFO gross interest coverage (x)	6.8	7.7	7.4	3.9	6.5

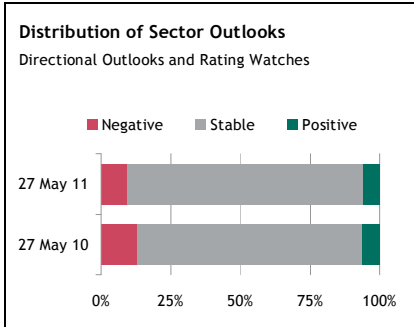
Source: Fitch, companies

**Key Credit Characteristics**

Factors used by Fitch to differentiate ratings within the sector include: the extent of income from regulated assets; an analysis of the regulatory environment, including the degree of regulatory risk, stability and favourability; the efficiency record of the TSO; and the overall operational performance.

**Overview of Companies**

- **Red Electrica Corporacion S.A.** ('A'/Stable) – Spanish TSO with a demonstrated ability to generate solid cash flow on an enlarged asset base. Stable and favourable regulatory framework, with a transparent remuneration mechanism.
- **Terna Spa** ('A'/Stable) – Italian TSO; the Long-Term IDR downgrade (to 'A' from 'A+') in April 2009 was due to a weakening of the financial profile on the back of the EUR1.1bn debt-funded acquisition of ELAT and a larger investment plan. Forecasts show an increase in leverage above 4.5x during the forecast period, which was considered too elevated for an 'A+' rating.
- **National Grid Electricity Transmission plc (NGET, 'A-'/Stable)** – UK TSO and part of the UK's National Grid Group. NGET operates within a mature and stable – but demanding – regulatory regime.
- **TenneT Holdings B.V. (TenneT, 'A-'/RWN)** – 100% state-owned Dutch TSO with a strong efficiency track record. Weakened financial profile following acquisition of Transpower – one of the four German TSOs in 2010 – and due to large capex programme. The ratings have been placed on RWN, pending confirmation of an equity injection – currently under discussion between TenneT and the government – before the end of 2011, as well as the size of the equity injection. The rating incorporates a one-notch uplift for state support.



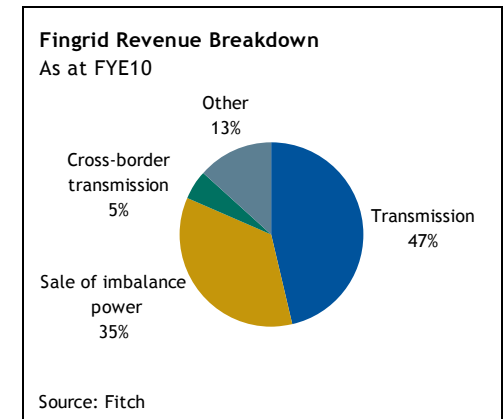
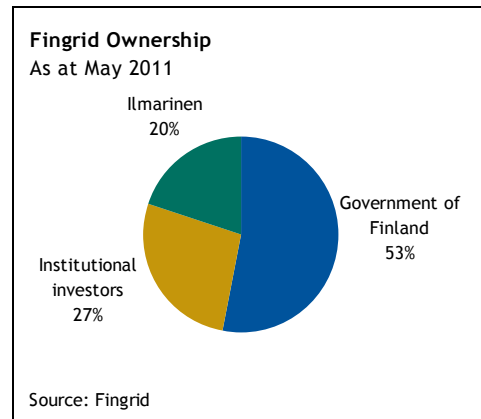
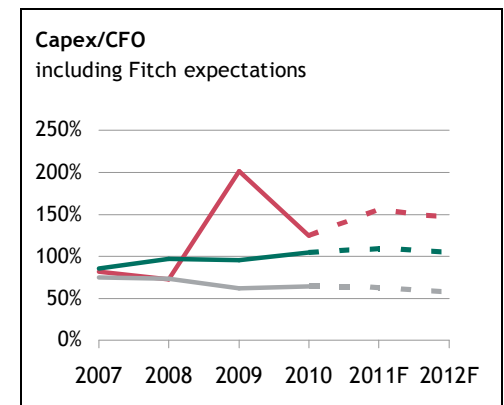
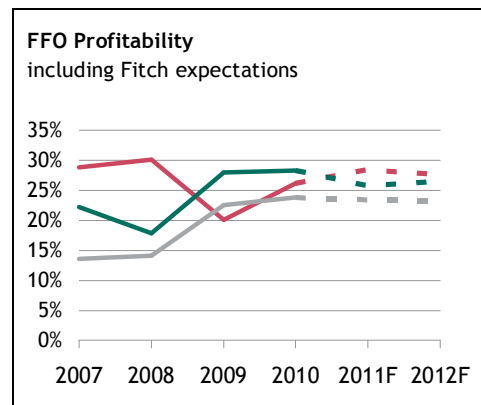
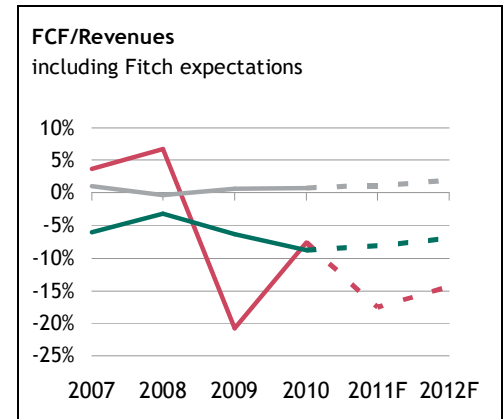
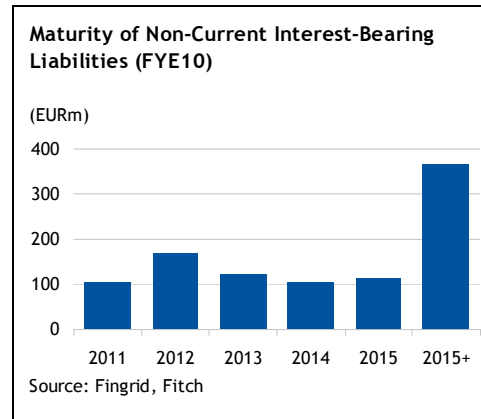
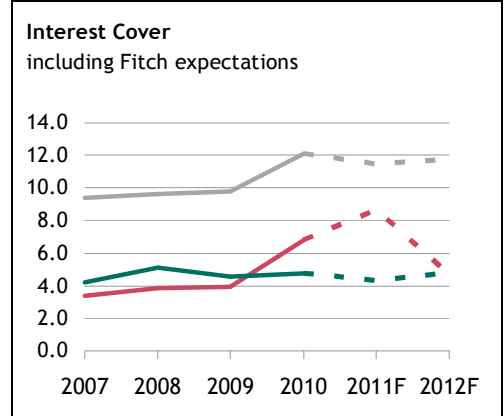
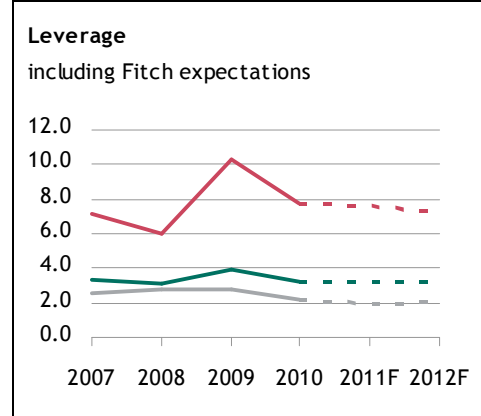
Fitch's expectations are based on the agency's internally produced, conservative rating case forecasts. They do not represent the forecasts of rated issuers individually or in aggregate. Key Fitch forecast assumptions include:

- tariff increases of 4.5% in 2011;
- strong and stable cash flow from operations;
- capex programme of EUR500m-EUR600m in 2011-13; and
- liquidity maintained at EUR200m, consistent with company policy.

### Definitions

- **Leverage:** Gross debt plus lease adjustment minus equity credit for hybrid instruments plus preferred stock divided by FFO plus gross interest paid plus preferred dividends plus rental expense.
- **Interest cover:** FFO plus gross interest paid plus preferred dividends divided by gross interest paid plus preferred dividends.
- **FCF/revenue:** FCF after dividends divided by revenue.
- **FFO profitability:** FFO divided by revenue.
- For further discussion of the interpretation of the tables and graphs in this report, see Fitch's Special Report "Interpreting the New EMEA and Asia-Pacific Corporates Credit Update Format", dated 25 November 2009 and available at [www.fitchratings.com](http://www.fitchratings.com).

Fingrid Oyj — Utilities Median — A+ Median — Source: Company data; Fitch



**Fingrid Oyj**  
**FINANCIAL SUMMARY**

	31 Dec 2010 EURth Original	31 Dec 2009 EURth Original
<b>Profitability</b>		
Revenue	456,326	358,938
Revenue Growth (%)	-	-
Operating EBIT	74,417	49,098
Operating EBITDA	141,230	113,710
Operating EBITDA Margin (%)	30.95	31.68
FFO Return on Adjusted Capital (%)	8.99	6.75
Free Cash Flow Margin (%)	(7.60)	(20.73)
<b>Coverages (x)</b>		
FFO Gross Interest Coverage	7.13	2.65
Operating EBITDA/Gross Interest Expense	6.89	4.63
FFO Fixed Charge Coverage (inc. Rents)	4.85	2.57
FCF Debt-Service Coverage	(0.07)	(0.09)
Cash Flow from Operations/Capital Expenditures	0.80	0.50
<b>Debt Leverage of Cash Flow (x)</b>		
Total Debt with Equity Credit/Operating EBITDA	7.62	8.81
Total Debt Less Unrestricted Cash/Operating EBITDA	6.06	7.01
<b>Debt Leverage Including Rentals (x)</b>		
Rental Expense	11,543	2,199
Gross Lease Adjusted Debt/Operating EBITDAR	7.65	8.79
Gross Lease Adjusted Debt/FFO+Int+Rentals	7.78	8.62
FCF/Lease Adjusted Debt (%)	(2.97)	(7.30)
<b>Debt Leverage Including Leases and Pension Adjustment (x)</b>		
Pension and Lease Adjusted Debt /EBITDAR + Pension Cost	7.65	8.79
<b>Liquidity</b>		
(Free Cash Flow+Available Cash+Committed Facils)/(ST Debt + Interest) (%)	85.47	36.00
<b>Balance Sheet Summary</b>		
Cash and Equivalents (Unrestricted)	221,683	203,871
Restricted Cash and Equivalents	0	0
Short-Term Debt	199,327	315,975
Long-Term Senior Debt	877,530	685,379
Subordinated Debt	0	0
Equity Credit	0	0
Total Debt with Equity Credit	1,076,857	1,001,354
Off-Balance-Sheet Debt	92,344	17,592
Lease-Adjusted Debt	1,169,201	1,018,946
Fitch- identified Pension Deficit	0	0
Pension Adjusted Debt	1,169,201	1,018,946
<b>Cash Flow Summary</b>		
Operating EBITDA	141,230	113,710
Gross Cash Interest Expense	(19,450)	(43,703)
Cash Tax	(1,760)	(1,956)
Associate Dividends	4	4
Other Items before FFO (incl. interest receivable)	(741)	4,208
<b>Funds from Operations</b>	<b>119,283</b>	<b>72,263</b>
Change in Working Capital	(4,452)	(5,426)
<b>Cash Flow from Operations</b>	<b>114,831</b>	<b>66,837</b>
Total Non-Operating/Non-Recurring Cash Flow	0	0
Capital Expenditures	(142,796)	(134,523)

ALL FITCH CREDIT RATINGS ARE SUBJECT TO CERTAIN LIMITATIONS AND DISCLAIMERS. PLEASE READ THESE LIMITATIONS AND DISCLAIMERS BY FOLLOWING THIS LINK: [HTTP://FITCHRATINGS.COM/UNDERSTANDINGCREDITRATINGS](http://FITCHRATINGS.COM/UNDERSTANDINGCREDITRATINGS). IN ADDITION, RATING DEFINITIONS AND THE TERMS OF USE OF SUCH RATINGS ARE AVAILABLE ON THE AGENCY'S PUBLIC WEB SITE AT [WWW.FITCHRATINGS.COM](http://WWW.FITCHRATINGS.COM). PUBLISHED RATINGS, CRITERIA, AND METHODOLOGIES ARE AVAILABLE FROM THIS SITE AT ALL TIMES. FITCH'S CODE OF CONDUCT, CONFIDENTIALITY, CONFLICTS OF INTEREST, AFFILIATE FIREWALL, COMPLIANCE, AND OTHER RELEVANT POLICIES AND PROCEDURES ARE ALSO AVAILABLE FROM THE CODE OF CONDUCT SECTION OF THIS SITE.

Copyright © 2011 by Fitch, Inc., Fitch Ratings Ltd. and its subsidiaries. One State Street Plaza, NY, NY 10004. Telephone: 1-800-753-4824, (212) 908-0500. Fax: (212) 480-4435. Reproduction or retransmission in whole or in part is prohibited except by permission. All rights reserved. In issuing and maintaining its ratings, Fitch relies on factual information it receives from issuers and underwriters and from other sources Fitch believes to be credible. Fitch conducts a reasonable investigation of the factual information relied upon by it in accordance with its ratings methodology, and obtains reasonable verification of that information from independent sources, to the extent such sources are available for a given security or in a given jurisdiction. The manner of Fitch's factual investigation and the scope of the third-party verification it obtains will vary depending on the nature of the rated security and its issuer, the requirements and practices in the jurisdiction in which the rated security is offered and sold and/or the issuer is located, the availability and nature of relevant public information, access to the management of the issuer and its advisers, the availability of pre-existing third-party verifications such as audit reports, agreed-upon procedures letters, appraisals, actuarial reports, engineering reports, legal opinions and other reports provided by third parties, the availability of independent and competent third-party verification sources with respect to the particular security or in the particular jurisdiction of the issuer, and a variety of other factors. Users of Fitch's ratings should understand that neither an enhanced factual investigation nor any third-party verification can ensure that all of the information Fitch relies on in connection with a rating will be accurate and complete. Ultimately, the issuer and its advisers are responsible for the accuracy of the information they provide to Fitch and to the market in offering documents and other reports. In issuing its ratings Fitch must rely on the work of experts, including independent auditors with respect to financial statements and attorneys with respect to legal and tax matters. Further, ratings are inherently forward-looking and embody assumptions and predictions about future events that by their nature cannot be verified as facts. As a result, despite any verification of current facts, ratings can be affected by future events or conditions that were not anticipated at the time a rating was issued or affirmed.

The information in this report is provided "as is" without any representation or warranty of any kind. A Fitch rating is an opinion as to the creditworthiness of a security. This opinion is based on established criteria and methodologies that Fitch is continuously evaluating and updating. Therefore, ratings are the collective work product of Fitch and no individual, or group of individuals, is solely responsible for a rating. The rating does not address the risk of loss due to risks other than credit risk, unless such risk is specifically mentioned. Fitch is not engaged in the offer or sale of any security. All Fitch reports have shared authorship. Individuals identified in a Fitch report were involved in, but are not solely responsible for, the opinions stated therein. The individuals are named for contact purposes only. A report providing a Fitch rating is neither a prospectus nor a substitute for the information assembled, verified and presented to investors by the issuer and its agents in connection with the sale of the securities. Ratings may be changed or withdrawn at anytime for any reason in the sole discretion of Fitch. Fitch does not provide investment advice of any sort. Ratings are not a recommendation to buy, sell, or hold any security. Ratings do not comment on the adequacy of market price, the suitability of any security for a particular investor, or the tax-exempt nature or taxability of payments made in respect to any security. Fitch receives fees from issuers, insurers, guarantors, other obligors, and underwriters for rating securities. Such fees generally vary from US\$1,000 to US\$750,000 (or the applicable currency equivalent) per issue. In certain cases, Fitch will rate all or a number of issues issued by a particular issuer, or insured or guaranteed by a particular insurer or guarantor, for a single annual fee. Such fees are expected to vary from US\$10,000 to US\$1,500,000 (or the applicable currency equivalent). The assignment, publication, or dissemination of a rating by Fitch shall not constitute a consent by Fitch to use its name as an expert in connection with any registration statement filed under the United States securities laws, the Financial Services and Markets Act of 2000 of Great Britain, or the securities laws of any particular jurisdiction. Due to the relative efficiency of electronic publishing and distribution, Fitch research may be available to electronic subscribers up to three days earlier than to print subscribers.