

AB „ŽEMAITIJOS PIENAS“, company code 180240752, Sedos Str. 35, Telšiai
CONSOLIDATED FINANCIAL STATEMENTS FOR THE SIX MONTHS ENDED 30 JUNE 2008
(all amounts are in LTL thousand unless otherwise stated)

AB „ŽEMAITIJOS PIENAS“

CONSOLIDATED FINANCIAL STATEMENTS FOR THE SIX MONTHS ENDED
30 JUNE 2008

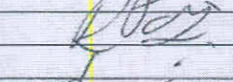

Balance sheets

	Group		
	Notes	As of 31 June 2008	As of 31 December 2007
ASSETS			
Non-current assets			
Intangible assets		312	571
Property, plant and equipment		80.210	50.751
Investment property		4.632	4.857
Available – for – sale investments		129	14
Investments into subsidiaries		-	-
Non-current receivables		2.151	2.191
Deferred income tax asset		746	653
Total non-current assets		88.180	59.037
Current assets			
Inventories	4	50.006	46.289
Prepayments		3.021	1.342
Trade receivables		31.778	26.882
Receivables from subsidiaries		-	-
Receivables from other related parties		6.572	12.563
Other receivables		5.670	6.717
Cash and cash equivalents		12.009	13.053
Total current assets		109.056	106.846
Total assets		197.236	165.883

Balance sheets (cont'd)

Notes	Group	
	As of 30 June 2008	As of 31 December 2007
LIABILITIES AND SHAREHOLDERS' EQUITY		
Equity attributable to equity holders of the parent		
Share capital	48.375	48.375
Legal reserve	4.838	4.838
Retained earnings	32.581	42.942
	85.794	96.155
Minority interest	2.716	1.037
Total shareholders' equity	88.510	97.192
Non-current liabilities		
Grants received	4.654	2.999
Long-term loans from related parties	43.122	20.631
Financial lease obligations	8.728	5.553
Other current liabilities	-	-
Total non-current liabilities	56.504	29.183
Current liabilities		
Current portion of non-current loans	1.607	2.899
Current portion of non-current financial lease obligations	1.455	2.316
Trade payables	28.822	21.703
Payables to subsidiaries	-	-
Payables to other related parties	6.293	2.960
Income tax payable		4.648
Other current liabilities	14.045	4.982
Total current liabilities	52.222	39.508
Total liabilities and shareholders' equity	197.236	165.883

The accompanying notes are an integral part of these financial statements.

Acting General Director	Robertas Pažemeckas		28 August 2008
Chief Accountant	Dalia Gecienė		28 August 2008

Income statements

	3	Group		Group	
		As of 30 June 2008	As of 30 June 2007	01 April 2008 - 30 June 2008	01 April 2007 - 30 June 2007
Sales		234.906	202.911	121.509	102.599
Cost of sales		(206.339)	(164.425)	(107.360)	(80.390)
Gross profit		28.567	38.485	14.149	22.209
Operating expenses		(41.897)	(33.421)	(21.028)	(17.727)
Other operating income, net		3.487	3.364	2.015	2.103
Profit from operations		(9.843)	8.429	(4.864)	6.585
Financial and investment activities		(518)	(1.047)	(126)	(418)
Profit before income tax		(10.361)	7.382	(4.990)	6.167
Income tax			(1.178)		(1.176)
Net profit		(10.361)	6.204	(4.990)	4.991



The accompanying notes are an integral part of these financial statements.

Acting General Director	Robertas Pažemeckas	<i>RPaž</i>	28 August 2008
Chief Accountant	Dalia Gecienė	<i>DG</i>	28 August 2008

Statements of changes in equity

Group	Attributable to shareholders of the Company					
	Share capital	Legal reserve	Retained earnings	Total	Minority interest	Total
Balance as of 31 December 2006	48.375	4.838	19.400	72.613	1.037	73.650
Dividends declared	-	-	(968)	(968)	-	(968)
Net profit for six months	-	-	6.204	6.204	-	6.204
Balance as of 30 June 2007	48.375	4.838	24.637	77.850	1.037	78.887
Balance as of 31 December 2007	48.375	4.838	42.942	96.155	1.037	97.192
Net profit for the six months	-	-	(10.361)	(10.361)	1.679	(8.682)
Balance as of 30 June 2008	48.375	4.838	32.581	85.794	2.716	88.510

The accompanying notes are an integral part of these financial statements.

Acting General Director	Robertas Pažemeckas		28 August 2008
Chief Accountant	Dalia Gecienė		28 August 2008

Cash flow statements



	Group	
	As of 30 June 2008	As of 30 June 2007
Cash flows from (to) operating activities		
Net profit	(10,361)	6,204
Adjustments for non-cash items:		
Depreciation and amortization	7,291	8,268
Amortization of grants received	(663)	(957)
(Profit) loss from disposal and write-offs of property, plant and equipment and intangible assets	-	(267)
Result from financial and investment activities	2,438	1,071
Allowance for receivables	(236)	68
Income tax expenses	-	-
Other non-cash (income) expenses	-	-
	<u>(1,531)</u>	<u>14,387</u>
Changes in working capital:		
Decrease in inventories	(3,717)	2,382
(Increase of) Receivables	3,270	-
Decrease in prepayments and other current assets	(1,679)	215
Increase in trade payables, payables to related parties and payables to subsidiaries	9,324	2,968
Income tax (paid)	-	-
Increase (decrease) in other current liabilities	19,622	(3,852)
Net cash flows from operating activities	<u>25,289</u>	<u>16,100</u>
Cash flows from (to) investing activities		
(Acquisition) of property, plant and equipment and intangible assets	(50,219)	(7,990)
Disposal of property, plant and equipment	14,218	124
Proceeds from sales of investments	-	-
Repayment of loans granted	2,018	2,091
Loans (granted)	(1,742)	(1,952)
Interest received	133	72
Net cash flows (to) investing activities	<u>(35,592)</u>	<u>(7,655)</u>

(Cont'd on the next page)

Cash flow statements (cont'd)

	Group	
	As of 30 June 2008	As of 30 June 2007
Cash flows from (to) financing activities		
Dividends (paid)	6	(914)
Cash, (transferred) during reorganization	-	-
Loans received	25.666	16.513
(Repayment) of loans	(1.527)	(22.365)
Financial lease (payments)	(15.175)	2.481
Sponsorship Received	1.655	3.277
Other revenue from financial activities	(265)	152
Interest (paid)	(1.101)	(1.230)
Net cash flows (to) financial activities	9.259	(2.086)
Net increase (decrease) in cash and cash equivalents	(1.044)	6.359
Cash and cash equivalents at the beginning of the year	13.053	14.534
Cash and cash equivalents at the end of the year	12.009	20.893

The accompanying notes are an integral part of these financial statements.

Acting General Director	Robertas Pažemeckas		28 August 2008
Chief Accountant	Dalia Gecienė		28 August 2008

Notes to the financial statements

1. General information

The Company produces dairy products and sells them in the Lithuanian and foreign markets. The Company has a number of wholesale departments with storage facilities and transport means in major Lithuanian towns. The Company's shares are traded on the Current List of the Vilnius Stock Exchange.

As of 30 June 2008 and 2007 the share capital of the Company was LTL 48.375 thousand, which consisted of 4.837.500 ordinary shares with a normal value of LTL 10 each. All the shares of the Company are issued, subscribed and fully paid. Subsidiaries did not hold any shares of the Company as of 31 December 2007 and 30 June 2008, the Company also had no its own shares.

As of 30 June 2008 the Group consisted of AB Žemaitijos pienas and the following subsidiaries (hereinafter referred to as "the Group")

Company	Registration address	Ownership of the Group	Percentage in consolidation	Cost of investment	Profit (loss) for the year	Total equity holding	Main activities
UAB Žemaitijos pieno žaliava	Sedos Str. 35, Telšiai, Lithuania	100,00%	100%	1.000	(9)	718	Milk collection services
ŽŪK Tarpu-čių pienas	Klaipėdos Str. 3, Šilutė, Lithuania	10,08%	100%	50	24	482	Milk collection services
ŽŪK Sodžiaus pienas	Šilalės Str. 35, Laukuva, Lithuania	15,09%	100%	105	(1)	1.305	Milk collection services
ABF „Šilutės Rambynas“	Klaipėdos g. 3, Šilutė, Lietuva	87,82%	87,82%	10.878	185	12.381	Cheese production

According to the Law of Agricultural Cooperatives the ownership of cooperatives should be determined according to the percentages of sales to a certain company, therefore since ŽŪK Tarpučių Pienas and ŽŪK Sodžiaus pienas are performing nearly 100% of their sales to the Company they are considered subsidiaries. ABF „Šilutės Rambynas“ is considered a subsidiary because AB Žemaitijos Pienas controls its activities and controls more than 50% of its shares. UAB Žemaitijos pieno žaliava had no active operations in the year ended 31 December 2007 and in the six months ended 30 June 2008.

As of 30 June 2008, the number of employees of the Group was 2163 (as of 30 June 2007 – 2000). The number of employees increased because of the merge with ABF „Šilutės Rambynas“.

2. Accounting principles

The principal accounting policies adopted in preparing the Group's financial statements for the three months ended 31 March 2008 are as follows:

2.1. Basis of preparation

These financial statements have been prepared in accordance with International Financial Reporting Standards (IFRS) as adopted by the European Union.

2.2. Measurement and presentation currency

The amounts shown in these financial statements are measured in the local currency of the Republic of Lithuania, litas (LTL). Lithuanian litas is pegged to euro at the rate of 3.4528 litas for 1 euro, and the exchange rates in relation to other currencies are set daily by the Bank of Lithuania.

2.3. Principles of consolidation

The consolidated financial statements of the Group include AB Žemaitijos pienas and the companies under its control. This control is normally evidenced when the Group owns, either directly or indirectly, more than 50% of the voting rights of a company's share capital and/or is able to govern the financial and operating policies of an enterprise so as to benefit from its activities.

A part of equity and net profit, attributable to minority shareholders, are separated from the equity and net profit, attributable to the shareholders of the Company in the consolidated balance sheets under equity caption and consolidated income statements respectively.

The purchase method of accounting is used for acquired businesses.

Subsidiaries are fully consolidated from the date of acquisition, being the date on which the Group obtains control, and continue to be consolidated until the date such control ceases.

Intercompany balances and transactions, including unrealized profits and losses, are eliminated on consolidation.

Consolidated financial statements are prepared by using uniform accounting policies for like transactions and other events in similar circumstances.

2.4. Intangible assets

Intangible assets are measured initially at cost. Intangible assets are recognized if it is probable that future economic benefits that are attributable to the asset will flow to the Group and the Company and the cost of asset can be measured reliably. The Company and the Group do not have any intangible assets with indefinite useful life, therefore after initial recognition intangible assets are measured at cost less accumulated amortization and any accumulated impairment losses. Intangible assets are amortized on a straight-line basis over the best estimate of their useful lives. Amortisation expenses of intangible assets are included into operating expenses.

2.5. Property, plant and equipment

Property, plant and equipment is stated at cost, excluding the costs of day-to-day servicing, less accumulated depreciation and accumulated impairment in value. Such cost includes the cost of replacing part of such property, plant and equipment when that cost is incurred if the asset recognition criteria are met.

Depreciation is computed on a straight-line basis over the following estimated useful lives of the assets:

Buildings	20 - 40 years
Machinery and equipment	5 years
Vehicles and other equipment	4 - 10 years

The assets residual values, useful lives and methods are reviewed, and adjusted if appropriate, at each financial year end.

An item of property, plant and equipment is derecognized upon disposal or when no future economic benefits are expected from its use or disposal. Any gain or loss arising on derecognition of the asset (calculated as the difference between the net disposal proceeds and the carrying amount of the asset) is included in the income statement in the year the asset is derecognized.

2.6. Investment property

Investment property of the Group consist of investments in land and buildings that are held to earn rentals, rather than for own use in the ordinary course of business. Investment property is stated at cost less accumulated depreciation and any accumulated impairment losses.

Depreciation is computed on a straight-line basis over the estimated useful life of 20-40 years.

Transfers to or from investment property are made when and only when there is an evidence of a change in use.

2.7. Inventories

Inventories are valued at the lower of cost or net realizable value, after impairment evaluation for obsolete and slow moving items. Cost is determined by the first-in, first-out (FIFO) method. The cost of finished goods and work in progress includes the applicable allocation of fixed and variable overhead costs based on a normal operating capacity. Unrealizable inventory is fully written-off.

2.8. Cash and cash equivalents

Cash includes cash on hand and cash with banks. Cash equivalents are short-term, highly liquid investments that are readily convertible to known amounts of cash with original maturities of three months or less and that are subject to an insignificant risk of change in value.

For the purposes of the cash flow statement, cash and cash equivalents comprise cash on hand and demand deposits.

2.9. Financial assets and financial liabilities

The Group and the Company recognize financial asset on its balance sheet when, and only when, the Group and the Company become a party to the contractual provisions of the instrument.

Investments

According to IAS 39 Financial Instruments: Recognition and Measurement financial assets are classified as either financial assets at fair value through profit or loss, held-to maturity investments, loans and receivables, and available-for-sale financial assets, as appropriate. All purchases and sales of financial assets are recognized on the trade date. When financial assets are recognized initially, they are measured at fair value, plus, in the case of investments not at fair value through profit or loss, directly attributable transaction costs.

Receivables and loans granted

Loans and receivables are non-derivative financial assets with fixed or determinable payments that are not quoted in an active market. Such assets are carried at amortized cost using the effective interest method. Gains and losses are recognized in income when the loans and receivables are derecognized or impaired, as well as through the amortization process.

Loans received

Loan costs are expensed as incurred.

Loans are initially recognized at fair value of proceeds received, less the costs of transaction. They are subsequently carried at amortized cost, the difference between net proceeds and redemption value being recognized in the net profit or loss over the period of the loans.

2.10. Financial and operating leases

The determination of whether an arrangement is, or contains a lease is based on the substance of the arrangement at inception date of whether the fulfillment of the arrangement is dependent on the use of a specific asset or assets or the arrangement conveys a right to use the asset.

2.11. Grants

Grants received as a compensation for the expenses or unearned income of the current or previous reporting period, also, all the grants, which are not grants related to assets, are considered as grants related to income. The income-related grants are recognized as used in parts to the extent of the expenses incurred during the reporting period or unearned income to be compensated by that grant.

The balance of unutilized grants is shown in caption "Grants received" on the balance sheet.

2.12. Income tax

Income tax is calculated based on the Lithuanian tax legislation

On the year 2008 the income tax applied to the companies in the Republic of Lithuania is 15%.

2.13. Revenue recognition

Revenue is recognized when it is probable that the economic benefits associated with the transaction will flow to the enterprise and the amount of the revenue can be measured reliably. Sales are recognized net of VAT and discounts.

Revenue from sales of goods is recognized when delivery has taken place and transfer of risk and rewards has been completed.

Sales between the Group companies are eliminated in the consolidated income statement.

2.14. Expense recognition

Expenses are recognized on the basis of accrual and revenue and expense matching principles in the reporting period when the income related to these expenses was earned, irrespective of the time the money was spent. In those cases when the costs incurred cannot be directly attributed to the specific income and they will not bring income during the future periods, they are expensed as incurred.

The amount of expenses is usually accounted as the amount paid or due to be paid, excluding VAT. In those cases when long period of payment is established and the interest is not distinguished, the amount of expenses is estimated by discounting the amount of payment using the market interest rate.

2.15. Foreign currencies

Foreign currency transactions are accounted for at the exchange rates prevailing at the date of the transactions. Gains and losses resulting from the settlement of such transactions and from the transaction of monetary assets and liabilities denominated in foreign currencies on the balance sheet date are recognized in the income statement. Such balances are translated at period-end exchange rates.

2.16. Guarantees

Financial guarantees provided by the Group are initially recognized in the financial statements at fair value, under other liabilities caption, being premium received. Subsequent to initial recognition, the Group's liability under each guarantee is measured at the higher of the amortized premium and the best estimate of expenditure required settling any financial obligation arising as a result of the guarantee.

Any increase in the liability relating to financial guarantees is recorded to the income statement under Impairment expenses caption. The premium received is recognized in the income statement in financial income on a straight-line basis over the life of the guarantee.

Guarantees represent irrevocable assurances that the Group will make payments in the event when a customer cannot meet its obligations to third parties

2.17. Offsetting

When preparing the financial statements, assets and liabilities, as well as revenue and expenses are not set off, except the cases when separate standard specifically require such offsetting.

3. Segment information

For management purposes the activities of the Group and Company are organized as one major segment – production and selling of the dairy products (primary segment). Financial information on geographical segments (secondary segment) is presented below:

AB „ŽEMAITIJOS PIENAS“, company code 180240752, Sedos Str. 35, Telšiai
CONSOLIDATED FINANCIAL STATEMENTS FOR THE SIX MONTHS ENDED 30 JUNE 2008
 (all amounts are in LTL thousand unless otherwise stated)

	Group	
	As of 30 June 2008	As of 30 June 2007
Sales		
Lithuania	127.762	112.589
Other Baltic States and CIS countries	57.117	38.954
Other European countries	47.354	37.079
USA	-	47
Other	2.673	14.242
	<u>234.906</u>	<u>202.911</u>

4. Inventories

	Group	
	As of 30 June 2008	As of 30 June 2007
Raw materials	11.411	12.004
Finished goods and work in process	33.772	22.426
Goods for resale	4.823	2.265
	<u>50.006</u>	<u>36.695</u>

5. Loans' repayment terms:

	30 June 2008
2008 m.	1,607
2009 m.	17,491
2010 m.	1,158
2011 m.	1,670
2012 m.	1,670
2013 m.	21,133
Total Loans on 31 March 2008	<u>44,729</u>

31 March 2008, outstanding loans of the Group in national and foreign currencies (thous. LTL):

	30 June 2008
Loan currency:	
Euro	28,729
Litas	16,000
	<u>44,729</u>

6. Subsequent events

Subsequent events was not after was make consolidated financial statements.