



AUDITORIAI IR KONSULTANTAI

**THE INDEPENDENT AUDITOR'S REPORT
TO THE SHAREHOLDERS OF
AB "GUBERNIJA"**

1. We performed an audit of the financial accountability of AB "GUBERNIJA" for December 31, 2008 which includes balance, profit(loss) reports, reports on the changes of the private capital, reports on the cash flows for the reporting year, the annual report, the summary of other important accounting policy, and other declaratory letters.

In our opinion, the financial accountability of AB "GUBERNIJA" is prepared according to the International Standards on the Financial Accountability validated in the European Union.

The managers of the company are responsible for preparation of this financial accountability and the just declaration under The International Standards on the Financial Accountability. Responsibility of managers is to create, implement and support inner control, which is important for the preparation of the correct financial accountability having no significant misrepresentations of information, which could occur due to the fraud or mistakes. Managers are also responsible for the selection and application of proper accounting policy and the performance of the reporting evaluations, which are based on these circumstances.

2. Our duty is on the base of the performed audit to express our opinion about this financial accounting and to evaluate if the data in the annual report correspond with the ones in the financial accounting. We performed the audit following the International Standards on Auditing and the current practice. These standards require to plan and perform the audit in a way we could get a sufficient base to state that there are no significant misrepresentations of information due to the fraud. During the audit, tests were used to investigate the evidence proving sums of the financial accounting and exposures. During the audit, we evaluated the applied accounting principles and significant evaluations done by the managers, also the general presentations of the financial accounting. Our task for the annual report was to check the correctness of the data given in it correspond with the ones in the financial accounting and did not include evaluation of the managers, activity plans and forecasts. We believe that the performed audit gives the sufficient base for our opinion.

3. We did not participate in the inventory of AB "GUBERNIJA" assets and resources as we were not informed about the terms of fulfilment, and our tests used and performed procedures were nor sufficient to evaluate unconditionally the amount and the sums of the assets and resources which belong to the company for December 31, 2008.

4. Our obligation is to draw attention to the problems about the sufficiency of the capital and the solvency of the Company which could make influence on the continuation of the activities for the Company.

5. In our opinion, except the influence, which could be made by the listed limitations in 3 and 4 paragraphs, the financial accountability in all significant aspects truly and rightly shows the

financial status on December 31, 2008 of AB "Gubernija", the results of activities for the year 2008, and the cash flows, following the laws on bookkeeping and financial reporting of the Republic of Lithuania and The International Standards on Financial Accounting.

6. In the annual report of the year 2008 of AB "Gubernija", we did not notice any significant misstatements in comparison with the audited financial accountability.

March 30, 2009
Vilnius

UAB "Auditors and consultants"
The audit company's certificate No 001239

Auditor Antanas Štupicinius
The auditor's certificate No 000278

AB GUBERNIJA, 144715765

(įmonės pavadinimas)

DVARO 179, ŠIAULIAI

(įmonės kodas, adresas, kiti duomenys)

PATVIRTINTA

____ m. ____ d.

protokolo Nr.

2008 m. gruodžio 31 d. **PELNO (NUOSTOLIŲ) ATASKAITA/
INCOME STATEMENT**

2008-01-01..2008-12-31 (finansinių atskaitomybės sudarymo data) 2009
(ataskaitinis laikotarpis)

Nr.

Litas/in Litas

	Straipsniai/ Items	Pastabos Nr./ Notes	Finans. m./ Finan. year2008-12- 31	Praėję fin. m./ Previous financial year2007-12- 31	Finans. m./ Finan. Year200810- 01..2008-12- 31	Praėję fin. m./ Previous financial year2007-10- 01..2007-12-
I.	PARDAVIMO PAJAMOS/ SALES	18	38 316 709	50 480 692	8 543 091	10 303 553
II.	PARDAVIMO SAVIKAINA/ COST OF SALES	19	30 038 894	39 583 762	7 182 246	8 608 543
III.	BENDRASIS PELNAS (NUOSTOLIAI)/ GROSS PROFIT		8 277 815	10 896 930	1 360 845	1 695 010
IV.	VEIKLOS SĄNAUDOS / OPERATING EXPENSES	20	12 229 179	15 141 032	3 128 837	4 013 248
IV	Pardavimo/ Sales		8 365 876	10 787 247	2 129 954	2 714 757
IV	Bendrosios ir administracinės/ General and administrative		3 863 302	4 353 785	998 883	1 298 491
V.	TIPINĖS VEIKLOS PELNAS (NUOSTOLIAI) / OPERATING PROFIT		(3 951 364)	(4 244 102)	(1 767 992)	(2 318 238)
VI.	KITA VEIKLA / OTHER OPERATIONS		(49 002)	163 532	(18 292)	(51 080)
VI	Pajamos/ Income		35 697	313 855	8 070	14 523
VI	Išlaidos/ Expenses		84 699	150 323	26 362	65 603
VII.	FINANSINĖ IR INVESTICINĖ VEIKLA/ FINANCIAL AND INVESTING ACTIVITIES	21	(2 111 768)	(1 853 938)	(659 567)	(528 818)
VI	Pajamos/ Income		8 025	5 358	7 128	3 197
VI	Išlaidos/ Expenses		2 119 793	1 859 296	666 695	532 015
XI.	PELNAS (NUOSTOLIAI) PRIEŠ APMOKESTINIMĄ/ CURRENT YEAR PROFIT BEFORE TAXES		(6 112 133)	(5 934 508)	(2 445 851)	(2 898 136)
XII.	PELNO MOKESTIS/ PROFIT TAX	22	145 115	(214 046)	54 677	108 965
XIII.	GRYNASIS PELNAS (NUOSTOLIAI)/ NET PROFIT OF CURRENT YEAR	23	(5 967 019)	(6 148 554)	(2 391 174)	(2 789 171)
	PELNAS VIENAI AKCIJAI/ NET PROFIT		(0)	(0)	(0)	(0)

L.e.gen direktoriaus pareigas

(įmonės administracijos vadovo pareigų
pavadinimas)

parašas(signature)

Diana Veleckienė

vardas ir pavardė (name, surr name)

AB GUBERNIJA, 144715765

(įmonės pavadinimas)
DVARO 179, ŠIAULIAI

(įmonės kodas, adresas, kiti duomenys)

PATVIRTINTA

20__m. _____

protokolo Nr. _____

2008 m. gruodžio 31 d

**NUOSAVO KAPITALO POKYČIŲ ATASKAITA/
STATEMENT OF CHANGES IN EQUITY**

2008-01-01..2008-12-31
(ataskaitinis laikotarpis)

(atskaitomybės sudarymo data) 2009

Nr.


Litas/in Litas

	Apmokėtas įstatinis kapitalas/ Paid authorised capital	Akcijų priedai/ Share premi	Savos akcijos (-)/ Own shares ()	Perkainojimo rezervas (rezultatai)/ Revaluation reserves (results)		Įstatymo numatyti rezervai/ Legal reserves		Kiti rezervai/	Nepaskirstytasis pelnas (nuostoliai)/ Retained earnings (losses)	Iš viso/ Total
				Ilgalaikio materialiojo turto/ Tangible assets	Finansinio turto/ Financial assets	Privalomas/ Compulsory	Savų akcijų įsigijimo/ acquisition of own shares			
1. Lik. už praėj. finans. metų pabaigoje/ Balance at the end of financial year before previous	21 786 000			3 323 389					(10 798 865)	14 310 524
2. Apskaitos politikos pakeitimo rezultatas/ Result of changes in accounting policy										
3. Esminių klaidų taisymo rezultatas/ Result of corrections fundamental errors										
4. Perskaičiuotas likutis už praėjusių finansinių metų pabaigoje/ Recalculated balance at the end of financial year before previous	21 786 000			3 323 389					(10 798 865)	14 310 524
19. Pelno (nuostolių) ataskaitoje nepripažintas pelnas (nuostoliai)/ Profit (loss), excluded from income statement				(463 448)					463 448	
20. Ataskaitinio laikotarpio grynas pelnas (nuostoliai)/ Net profit (loss) of the reporting period									(6 148 554)	(6 148 554)
26. Likutis ataskaitinių finansinių metų pabaigoje/ Balance at the end of reporting financial year 31 December 2007	21 786 000			2 859 941					(16 483 971)	8 161 970
5. Ilgalaikio materialiojo turto vertės padidėjimas (sumažėjimas)/ Increase (decrease) in non-current				8 112 650						8 112 650
2. Apskaitos politikos pakeitimo rezultatas/ Result of changes in accounting policy				(983 671)						(983 671)

19. Pelno (nuostolių) ataskaitoje nepripažintas pelnas (nuostoliai)/ Profit (loss), excluded from income statement			(754 424)						754 424	(0)
20. Ataskaitinio laikotarpio grynasis pelnas (nuostoliai)/ Net profit (loss) of the reporting period									(5 967 019)	(5 967 019)
25. Įstatinio kapitalo didinimas (mažinimas)/ Increase (reduction) of authorised capital	3 028 720									3 028 720
26. Likutis ataskaitinių finansinių metų pabaigoje/ Balance at the end of 31 december 2008	24 814 720		9 234 495						(21 696 565)	12 352 650

 .e. gen. direktoriaus pareigas

(įmonės administracijos vadovo pareigų pavadinimas) šas)signature



Diana Veleckienė

vardas,pavardė(name, surname)

AB GUBERNIJA, 144715765

(įmonės pavadinimas)

DVARO 179, ŠIAULIAI

(įmonės kodas, adresas, kiti duomenys)

PATVIRTINTA

20

m.

protokolo Nr.

2008 m. Gruodžio 31 d. **BALANSAS/ BALANCE SHEET**

(finansinės atskaitomybės sudarymo data)

2009

Nr.

2008-01-01..2008-12-31

(ataskaitinis laikotarpis)

Litas/in Litas

	TURTAS/ ASSETS	Pastabos Nr./ Notes	Finansiniai metai/ Financial year 2008.12.31	Praeję finansiniai m./ Financial year 2007-12-31	Praeję finansiniai m./ Previous financial year 2006-12-31
A.	ILGALAIKIS TURTAS/ Long term assets		36 791 071	33 763 263	39 725 248
	NEMATERIALUSIS TURTAS / INTANGIBLE ASSETS	1	59 338	209 163	363 489
I.3	Patentai, licencijos/ Licences and patents		54 500	163 500	272 500
I.4	Programinė įranga/ Computer software		4 372	43 114	83 364
I.5	Kitas nematerialus turtas/ Other intangible assets		465	2 549	7 625
II.	MATERIALUSIS TURTAS/ TANGIBLE ASSETS	2	36 714 634	33 274 059	38 724 788
II.2	Pastatai ir statiniai / Buildings & Plant		19 720 930	11 957 342	12 973 173
II.3	Mašinos ir įrengimai / Machinery & equipment		15 225 330	19 171 282	22 430 766
II.4	Transporto priemonės / Vehicles		338 518	406 059	636 659
II.5	Kita įranga, prietaisai, įrankiai ir įrengimai / Other property, plant and equipment		912 270	1 436 137	2 348 774
II.6	Nebaigta statyba/ Construction in progress				
II.7	Kitas materialusis turtas / Other tangible assets		517 586	303 239	335 416
III.	FINANSINIS TURTAS / FINANCIAL LONG - TERM ASSETS	3	17 100	17 100	17 100
III.4	Kitas finansinis turtas/ Other financial assets		17 100	17 100	17 100
IV.	KITAS ILGALAIKIS TURTAS/OTHER TANGIBLE ASSETS			262 941	619 871
IV.1	Atidėto pelno mokesčio turtas/Diferend profit taxes assets			262 941	619 871
B.	TRUMPALAIKIS TURTAS/ Short term assets		7 696 000	10 031 447	12 509 865
I.	ATSARGOS, IŠANKSTINIAI APMOKĖJIMAI IR NEBAIGTOS VYKDYTI SUTARTYS/ STOCK AND CONTRACTS IN PROGRESS	4	3 512 410	3 872 198	4 455 192
I.1	Atsargos/ Inventories		3 165 120	3 371 971	4 023 994
I.1.1	Žaliavos ir komplektavimo gaminiai/ Raw materials and consumables		2 145 450	2 544 268	2 993 464
I.1.2	Nebaigta gamyba/ Work in progress		309 208	287 571	393 839
I.1.3	Pagaminta produkcija/ Finished goods		697 566	529 083	618 348
I.1.4	Pirktos prekės, skirtos perparduoti/ Goods for resale		12 896	11 049	18 343
I.2	Išankstiniai apmokėjimai/ Prepayments	5	347 290	500 227	431 198
I.3	Nebaigtos vykdyti sutartys/ Contracts in progress				
II.	PER VIENERIUS METUS GAUTINOS SUMOS/ AMOUNTS RECEIVABLE WITHIN ONE YEAR	6	3 788 051	5 792 172	7 666 112
II.1	Pirkėjų įsiskolinimas / Trade debtors		3 782 965	5 785 941	7 655 220
II.3	Kitos gautinos sumos / Other amounts receivable		5 086	6 231	10 892
III.	KITAS TRUMPALAIKIS TURTAS/Other short term assets			87 200	
III.1	Terminuoti indėliai/ Time deposits	7	288 300	87 200	
IV.	PINIGAI IR PINIGŲ EKVIVALENTAI/ CASH IN BANK AND IN HAND	8	107 239	279 877	388 561
	TURTO IŠ VISO / TOTAL ASSETS:		44 487 071	43 794 710	52 235 113

	NUOSAVAS KAPITALAS IR ĮSIPAREIGOJIMAI/ Capital and reserves	Pastabos Nr./ Notes	Finansiniai metai/ Financial year 2008-12-31	Praėję finansiniai m. Previous financial year 2007-12-31	Praėję finansiniai m. Previous financial year 2006-12-31
C.	NUOSAVAS KAPITALAS / SHAREHOLDERS CAPITAL		12 352 650	8 161 970	14 310 524
I.	KAPITALAS/ CAPITAL	9	24 814 720	21 786 000	21 786 000
I.1	Įstatinis (pasirašytasis) / Subscribed capital		24 814 720	21 786 000	21 786 000
I.4	Savos akcijos/ Own Shares (-)				
II.	PERKAINOJIMO REZERVAS (REZULTATAI)/ REVALUATION RESERVE	10	9 234 495	2 859 941	3 323 389
III.	REZERVAI/ RESERVES				
III.1	Privalomasis rezervai/ Legal reserve				
III.2	Savoms akcijoms įsigyti/ Reserve for acquiring own shares				
III.3	Kiti rezervai/ Other reserves				
IV.	NEPASKIRSTYTASIS PELNAS (NUOSTOLIAI) PROFIT (LOSS)/ BROUGHT FORWARD	11	(21 696 565)	(16 483 971)	(10 798 865)
IV.1	Ataskaitinių metų pelnas (nuostolis)/ Profit (loss) of the reporting year profit		(5 212 594)	(5 685 106)	(3 738 329)
IV.2	Ankstesnių metų pelnas (nuostolis)/ Profit (loss) of the previous year		(16 483 971)	(10 798 865)	(7 060 536)
E.	MOKĖTINOS SUMOS IR ĮSIPAREIGOJIMAI/ Amounts payable and liabilities	12	32 134 422	35 632 740	37 924 589
I.	PO VIENERIŲ METŲ MOKĖTINOS SUMOS IR ILGALAIKIAI ĮSIPAREIGOJIMAI/ Amounts payable after one year and long term liabilities	13	13 089 175	15 738 457	19 040 670
I.1	Finansinės skolos/ Financial debts		11 459 558	14 791 509	17 950 838
I.1.1	Lizingo (finansinės nuomos) ar panašūs įsipareigojimai/ Leases and similar obligations				17 950 838
I.1.2	Kreditinėms institucijoms / payable to credit institutions				
I.1.3	Kitos / Other financial liabilities	14	11 459 558	14 791 509	
I.5	Atidėtieji mokesčiai/ Deferred taxes	15	1 629 617	946 948	1 089 832
I.6	Kitos mokėtinos sumos ir ilgalaikiai įsipareigojimai/ Other amounts payable and non-current liabilities				
II.	PER VIENERIUS METUS MOKĖTINOS SUMOS IR TRUMPALAIKIAI ĮSIPAREIGOJIMAI/ Amounts payable in one year and short term liabilities	16	19 045 247	19 894 283	18 883 919
II.1	Ilgalaikių skolų einamųjų metų dalis/ Current portion of non-current debts		6 310 840	3 810 815	3 246 587
II.2	Finansinės skolos/ Financial debts		2 793 274	2 833 039	2 779 942
II.2.1	Kreditinėms institucijoms / Credit institutions				
II.2.2	Kitos skolos/ Other debts		2 793 274	2 833 039	2 779 942
II.3	Skolos tiekėjams/ Trade amounts payable		4 609 671	5 403 983	6 077 474
II.4	Avansu gautos sumos / payments received in advance		1 911 164	1 837 809	
II.5	Pelno mokesčio įsipareigojimai/ Profit tax liabilities				
II.6	Su darbo santykiais susiję įsipareigojimai./ Liabilities related with labour relations		1 414 262	1 619 089	1 725 916
II.7	Atidėjiniai/ Provisions				
II.8	Kitos mokėtinos sumos ir trumpalaikiai įsipareigojimai/ Other amounts payable and current liabilities	17	2 006 035	4 389 548	5 054 000
	NUOSAVO KAPITALO IR ĮSIPAREIGOJIMŲ, IŠ VISO/ TOTAL EQUITY AND LIABILITIES:		44 487 071	43 794 710	52 235 113

L. e. Gen. direktoriaus pareigas
(įmonės administracijos vadovo pareigų pavadinimas)

(parašas)signature

Diana Veleckienė
vardas,pavardė(name, surname)

AB GUBERNIJA, 144715765

(įmonės pavadinimas)
DVARO 179, ŠIAULIAI

(įmonės kodas, adresas, kiti duomenys)

PATVIRTINTA

20.... m.....d.

protokolo Nr.....

2008 m. gruodžio 31 d PINIGŲ SRAUTŲ ATASKAITA/

CASH FLOW STATEMENT

(finansinės atskaitomybės sudarymo data)

2009-


(ataskaitinis laikotarpis) 2008-01-01..2008-12-31

Litas/in Litas

Eil. Nr.	Straipsniai/ Items	Pastabos Nr./ Notes	Finansiniai metai/ Financial year 2008- 12-31	Praėję finansiniai m./ Previous financial year 2007-12-31
I.	Pagrindinės veiklos pinigų srautai/ Cash flows from operating activities			
I.1.	Ataskaitinio laikotarpio pinigų įplaukos (su PVM) / Inflows of the reporting period (VAT included)		26 539 694	52 753 946
I.1.1.	Pinigų įplaukos iš klientų/ Inflows from customers		26 404 065	52 400 261
I.1.2.	Kitos įplaukos/ Other inflows	15209	135 629	353 685
I.2.	Ataskaitinio laikotarpio pinigų išmokos/ Outflows of the reporting period		(40 218 066)	(50 875 608)
I.2.1.	Pinigai, sumokėti žaliavų, prekių ir paslaugų tiekėjams (su PVM) / Cash paid to suppliers of raw materials, goods and services, and employees (VAT included)		(21 157 476)	(27 539 318)
I.2.2.	Pinigų išmokos, susijusios su darbo santykiais/ Outflows connected with labour relations		(8 344 210)	(8 514 102)
I.2.3.	Sumokėti į biudžetą mokesčiai/ Taxes paid into the budget		(9 644 292)	(14 126 921)
I.2.4.	Kitos išmokos/ Other payments		(1 072 088)	(695 267)
	Grynieji pagrindinės veiklos pinigų srautai/ Net cash flows from operating activities		(13 678 372)	1 878 338
II.	Investicinės veiklos pinigų srautai/ Cash flows from investing activities			
II.1.	Ilgalaikio turto (išskyrus investicijas) įsigijimas/ Acquisition of non-current assets (excluding investments)		(253 158)	(188 246)
II.2.	Ilgalaikio turto (išskyrus investicijas) perleidimas/ Transfer of non-current assets (excluding investments)		578	71 953
II.4.	Ilgalaikių investicijų perleidimas/ Transfer of long-term			
	Grynieji investicinės veiklos pinigų srautai/ Net cash flows from investing activities		(252 580)	(116 293)
III.	Finansinės veiklos pinigų srautai/ Cash flows from financing activities			
III.2.	Pinigų srautai, susiję su kitais finansavimo šaltiniais/ Cash flows arising from other financing sources		14 127 478	(1 870 729)
III.2.1	paskolų favimas			1 000 000
III.2.2.	Finansinių skolų sumažėjimas/ Decrease in financial debts		(2 086 539)	(4 708 536)
III.2.2.1.	Paskolų gražinimas/ Loans returned		(831 927)	(3 507 809)
III.2.2.2.	Obligacijų supirkimas/ Purchase of bonds			
III.2.2.3.	Sumokėtos palūkanos/ Interest paid		(1 254 612)	(1 097 732)
III.2.2.4.	Lizingo (finansinės nuomos) mokėjimai/ Payments of lease (finance lease) liabilities			(102 995)

III.2.3.	Kitų įmonės įsipareigojimų padidėjimas/ Increase in other enterprise liabilities		18 322 587	1 837 807
III.2.4.	Kitų įmonės įsipareigojimų sumažėjimas/ Increase in other enterprise liabilities		(2 108 570)	
III.3.	Kiti finansinės veiklos pinigų srautų padidėjimai/ Other increase in cash flows from financing activities		7 294	
III.4.	Kiti finansinės veiklos pinigų srautų sumažėjimai/ Other decrease in cash flows from financing items		(378 151)	
	Grynieji finansinės veiklos pinigų srautai/ Net cash flows from financing activities		13 756 621	(1 870 729)
IV.	Ypatingųjų straipsnių pinigų srautai/ Cash flows from extraordinary items			
V.	Valiutų kursų pasikeitimo įtaka grynujų pinigų ir pinigų ekvivalentų likučiui/ Change in exchange rate		1 693	
VI.	Grynasis pinigų srautų padidėjimas (sumažėjimas)/ Net increase (decrease) in cash flows		(172 638)	(108 684)
VII.	Pinigai ir pinigų ekvivalentai laikotarpio pradžioje/ Cash at the beginning of period		279 877	388 561
VIII.	Pinigai ir pinigų ekvivalentai laikotarpio pabaigoje/ Cash at the end of period		107 239	279 877

.. e. gen. direktoriaus pareigas
(įmonės administracijos vadovo
pareigų pavadinimas)



Diana Veleckienė
parašas(signature) (vardas ir pavardė)

AB "Gubernija", the code of the Company -144715765, Dvaro 179, Šiauliai

THE DECLARATORY LETTER
To the interim statement for the year 2008

I. GENERAL INFORMATION

AB "Gubernija" (hereinafter-the Company) was registered on May 5, 1993 in the registry of the legal entities. The code of the Company is 144715765. The manager of the registry is the national enterprise "Registry centre".

The main activity of the Company is production and sales of beer, beer drinks, kvass and bread cider in the local market, abroad, and specialty shops. The Company has got its specialty shops at Dvaro 179, V.Kudirkos 44 A, Vilniaus g.15 A, Lyros g. 13, Birutės g. 37 in Šiauliai, at Juozapavičiaus pr. 10A in Kaunas, at Šaltupio g.26 in Anykščiai, at Taikos pr.115-119, Naikupės pr.44 in Klaipėda, at Kęstučio g. 4, in Kretinga, at Gerosios Vilties 18A, and Vytauto g.39 in Vilnius. The Company has got an agency and the warehouses of the wholesale (M. Slezevičiaus g. 7, Vilnius).

Traditional technologies are used in production of the high quality beer in the company "Gubernija": a natural method of fermentation is applied, beer is not being diluted. Beer makes 77, 5 percent in the structure of the produced products of the Company.

Production of beer (thousand of deciliters)

No	Production title	I-XII months of the year 2008	I-XII months of the year 2007
1.	Beer in total(produced)	1485.10	2364
	In bottles	1370.7	2009
	On tap	114.4	355
2	Kvass in total (produced)	431.4	465.6

AB " Gubernija " sells beer in Lithuania and exports to the USA, United Arab Emirates, Russia, Africa, supplies beer to Latvia and Germany. Kvass is being sold in Latvia, Poland, Ireland, Germany, Great Britain, and Russia.

AB "Gubernija" works in difficult financial conditions and under other indefinite factors which may have influence on the perspectives of the activities for the Company. The Company has been working into a loss already for some years, so due to the loss or the changed conditions in the market and the economic crisis the future activities will be complicated.

The authorized capital of the Company is 24 814 720 Lt. The nominal value of every share is 1 Lt. All shares are completely paid-up. The Company did not buy its own shares during the reporting cycle.

An average number of employees on the list on 31 December 2008 was 231, on 31 December 2007 it was 270 employees.

The interim financial statements are announced on the webpage of the Company <http://www.gubernija.lt/>.

II. PRINCIPLES OF ACCOUNTING

AB " Gubernija" in its practice follows the Laws on Joint-stock companies of the Republic of Lithuania, Laws on the Securities' market, other laws and regulatory acts of the Republic of Lithuania. The Company draws its financial reports in compliance with the Laws on Financial

Reporting of the Republic of Lithuania, standards of international financial accountability, and the accounting policy of the Company. The Company implements the practice declared in the statutes.

The financial accountability is prepared with an assumption that the Company will be able to continue its activities in the nearest future. Numbers in these reports are given in a national currency, Litas (Lt).

By the order of the General Manager since July 2008 AB "Gubernija" changed the accounting policy of the long- term assets(the group of the production machinery)- the reassessment method to account the machinery has been changed into the method of the acquisition cost price, the secondary reevaluation of buildings and constructions was performed. UAB Korporacija "Matininkai" performed the secondary reevaluation of buildings and constructions and set the market value of the buildings and constructions for July 1, 2008.

III. NOTES OF THE DECLARATORY LETTER

Note 1: The intangible assets

AB "Gubernija" did not buy any intangible assets during the reporting cycle. The computer software was written off due to the total amortisation and obsolescence.

On December 31, 2008 the residual value of the intangible assets was 59 338 Lt (annex No 1).

Note 2. Long- term tangible assets

For the groups of long- term tangible assets (buildings and constructions) on July 1, 2008 a secondary revaluation was performed, a revaluation method for the accounting the machinery into the method of the acquisition cost price was altered.. The change of accounting policy for the machinery did not have any influence on the financial results of the previous and current years. but the balance value of the production machinery article, pro rata the revaluation reserve and completed obligations of the deferred tax decreased.

Influence of changes in accounting policy of the previous years on the annual balance

TURTAS/ ASSETS	2004 -12-31 iki apsk politikos keitimo/ till the change of the account. policy	2004-12-31 po apsk politikos keitimo/ after the change in account. policy	2005-12-31 iki apsk politikos keitimo/till the change of the account. policy	2005 -12-31 po apsk politikos keitimo/ after the change in account. policy	2006-12-31 iki apsk politikos keitimo/ till the change of the account. policy	2006-12-31 po apsk politikos keitimo/ after the change in account. policy	2007-12-31 iki apsk politikos keitimo/ till the change of the account. policy	2007-12-31 po apsk politikos keitimo/ after the change in account. policy
MATERIALUSIS TURTAS/ TANGIBLE ASSETS								
Mašinos ir įrengimai / Machinery & equipment	25 563 818	22 898 557	25 203 674	23 296 781	21 296 546	19 834 451	19 171 282	18 040 941
Perkainojimo rezervas (rezultatai) Revaluation reserve	4 796 418	2 530 947	3 925 706	2 306 260	3 323 389	2 082 303	2 859 941	1 900 846
Atidėtieji mokesčiai/ Deferred taxes	846 427	446 638	1 278 250	878 461	1 089 832	690 043	946 948	547 159

TURTAS/ ASSETS	2004 -12-31 iki apskaitos politikos keitimo/ till the change of the account. policy	2005-09-30 iki apskaitos politikos pakeitimo/ till the change of the account. policy	2005-09-30 po apskaitos politikos pakeitimo/ after the change in account. policy	2006-09-30 iki apskaitos politikos pakeitimo /till the change of the account. policy	2006-09-30 po apskaitos politikos pakeitimo/ after the change in account. policy	2007-09-30 iki apskaitos politikos pakeitimo/ till the change of the account. policy	2007-09-30 po apskaitos politikos pakeitimo/ after the change in account. policy	2008-09-30 po apskaitos politikos pakeitimo /after the change in account. policy
MATERIALUSIS TURTAS/ TANGIBLE ASSETS								
Mašinos ir įrenginiai / Machinery & equipment	25 563 818	25 952 674	23 981 597	22 528 593	20 974 799	19 987 55	18 779 31	15 907 83
Perkainojimo rezervas (rezultatai) Revaluation reserve	4 796 418	4 831 852	2 746 664	3 364 165	2 097 818	2 967 255	1 941 960	9 544 334
Atidėtieji mokesčiai/ Deferred taxes	846 427	1 528 769	1 128 980	1 278 250	878 461	1 026 985	627 789	1 684 294

Influence of changes in accounting policy of the previous years on the interim balances

Due to the secondary revaluation of buildings and constructions performed on July 1, 2008, the value of buildings increased in 9 544 294 Lt, the value of constructions decreased by 365 417 Lt. Due to the revaluation of buildings an increase of the revaluation reserve (results) of 8 112 650 Lt and the increase of the deferred tax obligation of 1 431 644 Lt were registered, related to the reevaluation of the buildings. Due to the secondary revaluation of the buildings, the Company registered the decrease in value of the assets by decreasing assets (buildings revalued) and (the acquisition cost price/ constructions), the revaluation reserve (results), the obligation of the deferred tax and acknowledged the loss of 268 049 Lt due to the decrease of the assets' value.

The residual value of long- term tangible assets is 36 714 634Lt. During the year 2008 the Company acquired assets for 243, 8 thousand Lt. The status of AB "Gubernija" buildings is good. The real property of the Company and the production machinery are hypothecated to ensure the obligations. Long- term tangible assets (annex No 2).

Note 3. Financial assets

The Company invested:

- ❖ Into VŠĮ "Žaliasis taškas" – 15 000 Lt.
- ❖ Into VŠĮ Šiaulių universiteto mokslo ir technologijos parkas- 2000Lt
- ❖ UAB "Krepšinis ir mes"- 100 Lt.

The method of the acquisition cost price is applied for the recording of the financial assets of the Company. The financial assets did not change during the reporting cycle.

The assets of the deferred profit tax

Following the revised international standard on auditing No 12, which requires the assets of the deferred profit tax and obligations of the deferred profit tax should be acknowledged in order to use the assets of the deferred profit tax and obligations after the analysis of the market and in compliance with the principle of awareness and having no expectations to earn the satisfactory chargeable profit in the future periods, the Company decreases the assets of the previously acknowledged deferred tax and the obligation of the deferred tax which was acknowledged in the Company due to the IInd way of investment applied in the Company.

The article	2008 I-XII	2007-12-31
The residual of the assets of the deferred profit tax for 31- 12- 2007		262941
The residual of the obligation of the deferred profit tax for 31- 12- 2007		439891
Decreasing the assets of the assets of the profit tax	262941	
Decreasing the deferred profit tax	-439891	

Note 4. Resources

Recently the Company pays a lot of attention to the acquisition of the main stock and other auxiliary appliances used in the production in the smallest expenses. It looks for new suppliers which could supply the material in more favourable conditions and prices.

Rodikliai/ Items	Žaliavos ir komplektavimo gaminiai/ Materials and supplies	Nebaigta gamyba/ Work in progress	Pagaminta produkcija/ Finished goods	Pirktos prekės, skirtos perparduoti/ Goods bought to resell	Iš viso/ Total
a) Atsargų įsigijimo savikaina/ acquisition cost price:					
Praėjusių finansinių metų pabaigoje/ at the end of previous financial year	2544268	287571	529083	11049	3371971
Finansinių metų pabaigoje/ at the end of previous financial year	2145602	309208	697566	12896	3165272
b) Nukainojimas iki grynosios galimo realizavimo vertės (atstatymas)/ write-down till the net value of possible realization					
Praėjusių finansinių metų pabaigoje/ at the end of previous financial year					
Finansinių metų pabaigoje/ at the end of financial year	2145602	309208	697566	12896	3165272
Grynoji galimo realizavimo vertė finansinių metų pabaigoje (a) - (b) net value of possible realization /at the end of the financial year	2145602	309208	697566	12896	3165272
Įkainojimo skirtumai, jei buvo taikomas LIFO būdas/ Evaluation differences if LIFO method was used					
Įkeistų atsargų vertė/ value of the mortgaged inventory	2145602	309208	697566	12896	3165272
Atsargos pas trečiuosius asmenis/ Inventory at third parties					

Note 5. Prepayments

A big part of the packing containers are bought abroad so, according to the conditions of the contract, we pay for the part of the received goods in advance.

Note 6. Receivable sums

Indebtedness of the buyers	The financial year I- XII months of the year 2008	The last financial year 31- 12- 2007
Indebtedness of the buyers	3924749	5 789291
Devaluation till the recoverable value	-136698	-3350
Other receivable sums	5086	
IN TOTAL:	3782965	5785941

The debts of the buyers of the Company are partially insured. A lot of attention is paid to the administration of the debts.

Note 7. Deposit accounts

The sum of 288 000 Lt in the balance article “Other short- term assets“ is a guarantee to the State Tax Inspectorate on the residual of the excise goods in the excise warehouse of the Company.

Note 8: Money and money equivalents

Indicators	The financial year 2008 I- XII months	The last financial year 31- 12- 2007
Money in a bank	68499	229157
Money in the till	8584	16692
Money equivalents	30156	34028
IN TOTAL	107239	279877

Note 9: The capital

Indicators	The amount of the shares	The sum
The structure of the share capital in the end of the financial year	24814720	24814720
1. According to the type of the shares		
1.1. Ordinary shares	24814720	24814720
1.2 Preference shares		
1.3. Shares of the employees		
1.4. Special shares		
1.5. Other shares		
IN TOTAL:	24814720	24814720

The nominal value for one share of the Company is 1 Lt. All shares are completely paid. Ordinary nominal shares of AB “Gubernija” are on the list of the current market of “ NASDAQ OMX ”, listed in since September 13, 2004. AB “Gubernija” did not buy and sell its own shares during the reporting cycle in any other bourses.

At the end of the year the own capital of the Company became smaller than it is set in the statutes of the 38th article (part 3) for the Joint- stock companies.

AB “Gubernija“ and AB FMI “Finasta” (Konstitucijos av. 23, Vilnius) made a contract on stocktaking of the Company securities, preparation of periodical reports, and rendering other services.

Note 10. The reserve of revaluation

In the end of the year 2004 the Company reevaluated buildings, constructions, and production machinery for the first time. By the order of the General Manager since July 1, 2008 AB "Gubernija" changed the accounting policy of the long-term assets (the group of the production machinery)- the reassessment method to account the machinery has been changed into the method of the acquisition cost price, the secondary revaluation of buildings and constructions was performed.

UAB Korporacija "Matininkai" performed the secondary reevaluation of buildings and constructions and set the market value of the buildings and constructions for July 1, 2008. As buildings and constructions will be recorded in the way of the reassessed value and the change of the assets' value is significant (the balance value of buildings increased in 9 544 294 Lt, the value of constructions decreased by 365 416 Lt), the Company acknowledged an increase of the revaluation reserve for the sum of 8 112 650 Lt and the increase for the obligation of the deferred tax for the sum of 1 431 644 Lt. Due to the decrease of the value of constructions set after the secondary reevaluation, the Company registers the decrease of the assets' value by reducing the assets (reevaluation Constructions), the acquisition cost price/ constructions, the revaluation reserve (results), the obligation of the deferred tax and acknowledges the loss of 268 049 Lt due to the decrease of the assets' value. The decrease of the assets' value is registered directly in the accounts of the private capital.

The change of accounting policy for the machinery did not have any influence on the financial results of the Company, but the balance value of the production machinery article. pro rata the revaluation reserve and completed obligations of the deferred tax decreased.

For calculating the profit tax in the future only the expenses on depreciation of the acquisition cost price of the particular assets will be considered as the legal deduction. While the depreciation calculated on the increase of the assets' value will not reduce the profit tax of the reporting cycle (which will be calculated following the laws on the Profit tax). Acknowledgement of the deferred taxes and the use make the influence only on the financial statements and the profit (loss) report.

Depreciating the part of the reassessed assets, the reassessment reserve is being reduced and the unacknowledged profit of the reporting year is registered, and the used deferred profit tax appears in the profit (loss) reports.

Note 12. Long-term obligations

UAB "Respublikos investicija" is a creditor of AB "Gubernija". Order and terms of the implementation of the Crediting contract obligations have not changed for the Company, but due to the difficult economic situation the Company is not able to fulfill its obligations completely. To ensure the obligations the long-term assets (buildings and production machinery) of the Company are hypothecated.

The hypothecated assets	The value set by the property accessors in the moment of hypothecation
Production machinery	27 650 880
Buildings	9 379 704
In total:	37 030 584

Note 13- 14- 15- 16- 17. Payable sums and obligations Lt

Indicators	Debts or their parts, payable			
	The division of the payable sums according to the types	During one financial year	In one year but not later than in five years	In five years
The part of the current year of the long- term debts		6310840	11459558	
Other debts		2793274		
Debts to the suppliers		4608386	-	
Received prepayments according to the signed contracts		1911164	-	
Obligations related with work terms		1414262	-	
Other payable sums and short-term obligations		2006044		
-The excise duty		965804		
-Water and environment pollution		7038		
- The real property tax		16751		
-VAT		492921		
Other payable sums		523530		
Deferred taxes			1629617	
IN TOTAL:		19043971	13089175	-

The article on other receivable sums and short- term obligations include the payable excise, the taxes of the value added, the environment pollution from the mobile and stationary sources, the real property, rent of the land, owners' of the vehicles and other payable sums.

Notes18-19.Incomes from sales

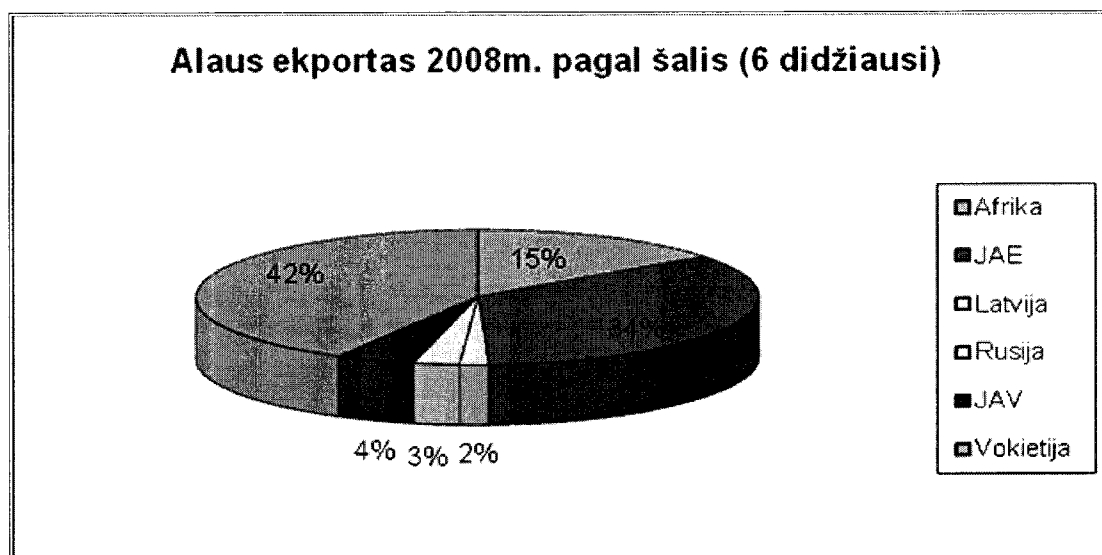
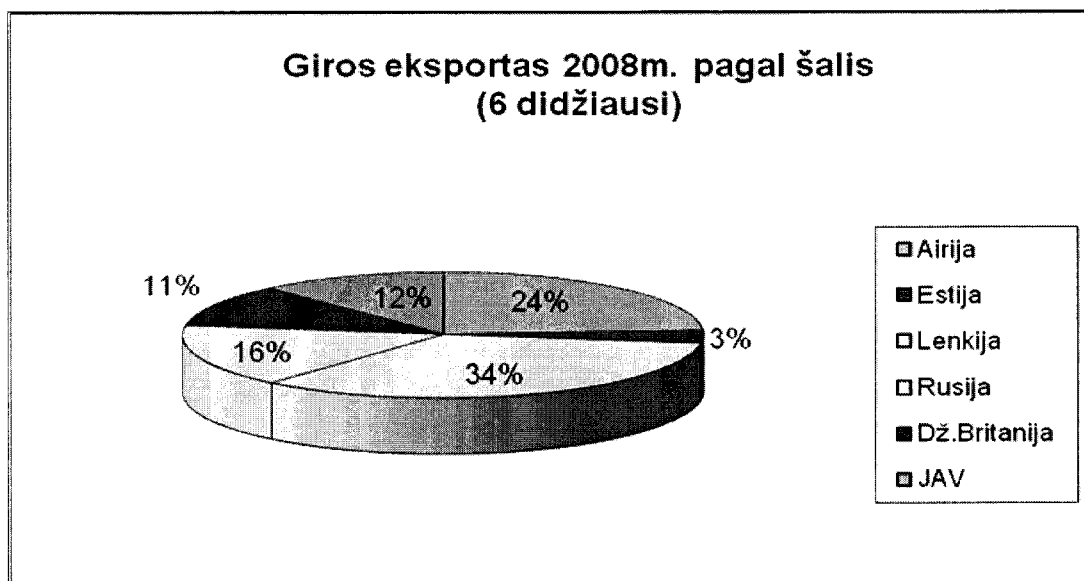
Thousand Lt

No	Indicator	I-XII months of the year 2008	I-XII months of the year 2008
1.	Sales	38.32	50.48
2.	Cost of sales	30.04	39.58

Lt.

Indicators Lt.	Segments (production, goods, types of activities)								All companies		
	Beer		Soft drinks		Ciders		Others				
	2008 I-XII	2007 I-XII	2008 I-XII	2007 I-XII	2008 I-XII	2007 I-XII	2008 I-XII	2007 I-XII	2008 I-XII	2007 I-XII	
Income Lt	29433113	39960697	7838562	7697962			1703555	1045034	1118478	38316709	50480692
The cost price Lt	25291760	33869173	4305151	4278278			1296990	441820	139321	30038731	39583762
The gross profit Lt	4141353	6091524	3533411	3419864			406565	603214	979157	8277978	10896930

Structure of sales in foreign markets



During the year 2008 the production for 2, 7 million Lt was sold to the foreign countries and it makes 7, 2 percent of all sales (in the year 2007 it made 8, 5 percent of all sales). The income from the production sales decreased in 24, 1 percent in comparison with the same period of the previous year. In order to satisfy the customers' needs, the Company complements the assortment of drinks, produced and put into the market: "Grand" beer for the family, "Grand" 5,9, "Grand" 3, 9, "Grand" 9, 5, improved the assortment of soft drinks: "Valstiečių gira"(kvass), "Gubernija kvass"(apple taste), "Gubernija kvass" in the capacity of 0, 75 l, produced a soft drink "Guber cola" but did not reach the level in sales of the last year.

The decrease of beer sales had a negative influence on the general profitability indicator of the Company. Due to the decrease of the produced goods, the permanent expenses for one decilitre increased. The increase of the cost price was influenced by the rise in prices of energetic resources, the stock, and the structural changes of the production.

Sales of the main production in the natural and value expression

Production	2008			2007			2006		
	Thou sand dals	Thou sand Lt	Per cent	Thou sand dals	Thousand Lt	Percent	Thousand dals	Thousand Lt	Percent
Beer:	1473	30262,0	79,01	2433,5	42119,7	82,6	2873	47939	87,9
in bottles	1356,50	27430,9	71,61	2276,2	38623,6	75,8	2681	47116	80,9
other	116,50	2831,1	7,4	157,3	3496,1	6,8	192	3823	7,1
Bread kvass	202,9	5576,2	14,56	233,03	5534,9	10,8	198	4017	7,4
Other kvass	225,90	2463,2	6,43	226,0	2162,9	4,2	212	1864	3,5
Ciders				118,5	1148,6	2,4	30	713	1,2
In total:	1901,8	38301,40	100	3011,03	50966,10	100	3313	54533	100

Note 20. Expenditure of activities

Expenditure of activities in comparison with the same period of the previous year decreased in 19, 24 percent or 2, 9 million Lt taking into consideration the jump of the fuel, other sources and services. The Company provides a very strict and purposeful policy on economizing all resources.

Note 21. Financial and investment activities

The Company had expenses of the financial activities for 2, 1 million Lt during the year 2008. Paid interest to the banks for the credits make the major part of them.

Items	Financial year 2008-12-31	Last financial year 2007- 12- 31
a) Income from financial and investment activities/Total	8025	5 358
Income from the bank interest	720	3 473
Bank commission/differences of the currency rates	7305	1 885
b) Expenditure on financial and investment activities	(2119793)	(1 859 296)
Bank commission/differences of the currency rates	374277	179 718
Interest for the loan	1267115	1355111
Fines, penalties, and other financial expenditure	478401	324 467
c) The result of the financial and investment activities (a-b)	(2111768)	(1 853 938)

Note 22. The use of the deferred profit tax

The sum marked in the IX line of the "Profit tax" is the used deffer of the profit tax due to the reevaluation depreciation of the long- term assets which had deffers for the profit tax in previous periods.

Note 23. The net profit(loss)

In the year 2008, AB "Gubernija" worked into a loss and experienced a loss of 6, 1 million Lt. The profit before the interest, depreciation, and amortization (EBITDA)-1 194 603 Lt. The sum in the IV.I line of the balance "The profit (loss) of the reporting year" does not match with the XIII line of the Profit (loss) report "The net profit (loss)" due to the depreciation of the part of the reassessed assets for the unacknowledged profit from the reporting cycle.

The project of the profit appropriation

Straipsniai/ Item	Suma (Lt)/ Amount
Nepaskirstytasis rezultatas – pelnas (nuostoliai) – praėjusių finansinių metų pabaigoje/ Profit brought forward from the previous year	(16 483 971)
Grynasis finansinių metų rezultatas – pelnas (nuostoliai)/ Current year profit (loss)	(5 965 786)
Pelno nuostolių ataskaitoje nepripažintas ataskaitinių metų pelnas/Profit(loss),excluded from income statement	754 424
Paskirstytinas rezultatas – pelnas (nuostoliai) – finansinių metų pabaigoje/ Profit(loss) to be appropriated at the end of financial year	(21 695 333)
Akcininkų įnašai nuostoliams padengti/ Shareholders contributions to cover losses	
Pervedimai iš rezervų / Transfers from reserves	
Paskirstytinas pelnas / Profit to be appropriated	
Pelno paskirstymas/ Appropriation of profit::	
- į įstatymo numatytus rezervus/ to legal reserves:	
- į kitus rezervus/ to other reserves:	
- dividendai / dividends	
- kiti / other appropriation	
Nepaskirstytasis rezultatas – pelnas (nuostoliai) – finansinių metų pabaigoje/ Profit (loss) to be carried forward at the end of the current year	(21 695 333)

Other significant information

Financial links with the managers of the Company and other related persons

Lt

Rodikliai/ Items	Finansiniai metai/ Current financial year	Praėję finansiniai metai/ Previous financial year	Likutis finansinių metų pabaigoje/ Balance at the end of the year
A. Per metus priskaičiuotos sumos, susijusios su darbo santykiais/ Remunerations paid during the year to:			
1. Vadovams/ Management (Directors)	580865	637743	0
2. Kitiems susijusiems asmenims/ Other related persons	7357	23912	
Vidutinis vadovų skaičius per metus/ Average number of managers during the year	7	7	X

On January 14,2008 the statutes of the Company with the increased authorized capital was registered in the registry of legal entities. The authorized capital of the Company after the increase is 24 814 720Lt (7 186 740 eur). On April 17, 2008 AB "Gubernija" received a note about the loss

of the vote rights of Mr Vitas Tomkus and UAB “ Respublikos spaustuvė” and the acquisition of the vote right of Mr Povilas Stumbrys.

On April 11, 2008, general manager of the Company Romas Bubnelis resigned.

On August 13, 2008, the private capital of the Company was reconstituted.

In October 2008, a loss- making specialty shop in Joniškis was closed. Also in October, 2008, a claim for the customer in America “Gubernija co LTD“ was put for the debt of 50 435, 58 USD for the sold production. A debitory contract to lay damages at that company was signed with UAB“ IGK service LT“ and the received answer informed that the company in America has not got any assets and laying damages is impossible.

A sum of 6676 Latas was adjudged from SIA “Envils“ for the lost assets of the Company.

On April 18, 2008 a note about the loss of the vote rights of Mr Povilas Stumbrys and the acquisition of the vote right of Mr Vitas Tomkus and UAB “ Respublikos spaustuvė” was received.

On January 9, 2009, the Company announced the material fact that due to the demand decrease for the production and the economic decline (except for the sustained production) the Company works four days a week.

On February 2, 2009, in the meeting of the board the request of Mr Povilas Stumbrys, general manager of AB “Gubernija” to depose him and to elect Mrs Diana Veleckienė to become the general manager at interim since February 3, 2009, till the permanent general manager would be nominated was satisfied. It was also announced that on February 12, 2009, at 1pm a second extraordinary general meeting of the shareholders is called and the agenda was presented.

On February 12, 2009, AB “Gubernija” received a judgement from Vilnius district court of February 12, 2009 by which the court decided to ban AB “Gubernija” to hold a second extraordinary general meeting of the shareholders on February 12, 2009 at 1 pm, and till March 21, 2009, having no separate permission of the court to hold and call meetings of the shareholders of AB “Gubernija”.

The financial accountability for the year 2008 has not been audited.

General Manager
at interim



Diana Veleckienė

NEMATERIALUSIS TURTAS / INTANGIBLE ASSETS

AB GUBERNIJA, 144715765

(monės pavadinimas, kodas)

DVARO 179, ŠIAULIAI

(adresas)

Priedas Nr.1

App.

(Lt)

Nematerialusis turtas/ State of lintangible assets 2008-12-31

Rodikliai/ Items	Patentai, licencijos ir pan./ Intangible rights	Programinė įranga/ Computers software	Kitas nematerialusis turtas/ other assets	Iš viso/ Total
Likutinė vertė praėjusių finansinių metų pabaigoje/ Acquisition value at the end of previous financial year	163 500	43 114	2 549	209 163
a) Ilgalaikis nematerialusis turtas įsigijimo savikaina/ Acquisition value				
Praėjusių finansinių metų pabaigoje/ at end of previous financial year	327 000	122 043	102 061	551 104
Finansinių metų pokyčiai/ Current year changes::				
- turto įsigijimas/ Acquisitions of assets				
- kitiems asmenims perleistas ir nurašytas turtas (-)/ Cessions and disused assets (-)		10 889	34 836	45 725
- perrašymai iš vieno straipsnio į kitą + / (-) Transfers from one heading to another				
Finansinių metų pabaigoje/ At the end of the current year	327 000	111 154	67 225	505 379
b) Amortizacija/ Depreciations				
Praėjusių finansinių metų pabaigoje/ At the end of previous financial year	163 500	78 929	99 512	341 941
Finansinių metų pokyčiai/ Current year changes::				
Finansinių metų amortizacija/ depreciation of financial year	109 000	38 740	2 080	149 820
- kitiems asmenims perleisto ir nurašyto turto amortizacija (-)/ acquired by third parties		10 887	34 832	45 719
- perrašymai iš vieno straipsnio į kitą + / (-)/Transfers from one heading to another				
Finansinių metų pabaigoje/ at the end financial year	272 500	106 782	66 760	446 042
c) Vertės sumažėjimas/ decrease of value				
Finansinių metų pabaigoje/ at the end financial year				
d) Likutinė vertė finansinių metų pabaigoje/ Net value at the end of current year (a) - (b) - (c)	54 500	4 372	465	59 338

ILGALAIKIS MATERIALUSIS TURTAS/ INTANGIBLE ASSETS

AB GUBERNIJA, 144715765

(monės pavadinimas, kodas)

DVARO 179, ŠIAULIAI

(adresas)

priedas Nr.2

Ilgalaikis materialusis turtas/ State of tangible assets 2008-12-31

Litas/in Litas

Rodikliai/ Items	Pastatai ir statiniai/ Buildings and constructions	Mašinos ir įrengimai/ Machinery and equipments	Transporto priemonės/ Vehicle	Ilgalaikis turtas komplektacijoje/tangible assets inkomplekt	Kitas materialusis turtas/ Other tangible assets	Nebaigta statyba/Contractio in progres	Iš Viso/Total
Likutinė vertė praėjusių finansinių metų pabaigoje / Acquisition value at the end of previous financial year	11 957 342	19 171 282	406 059	303 239	1 436 137		33 274 059
a) Įsigijimo savikaina/ Acquisition value							
Praėjusių finansinių metų pabaigoje/ at the end of previous financial year	14 549 339	40 426 309	3 481 082	303 239	8 109 823		66 869 792
- turto įsigijimas/ Acquisitions of assets		169	23 527	184 356	35 842		243 894
- perleistas ir nurašytas turtas (-)/ Cessions and disused assets (-)		199 189	116 540	2	214 078		529 809
- perrašymai iš vieno straipsnio į kitą + / (-)/ Transfers from one heading to another	39 168	(484 402)	24 335	29 993	75 531		(315 375)
Finansinių metų pabaigoje/ At the end of the current year	14 588 507	39 742 887	3 412 404	517 586	8 007 118		66 268 502
b) Perkainojimas/ REVALUATION							
Praėjusių finansinių metų pabaigoje/ at the end of previous financial year	2 530 947	2 401 995					4 932 942
Vertės padidėjimas(sumazėjimas)	9 178 877	(959 174)					8 219 703
- perrašymai iš vieno straipsnio į kitą + / (-)/ Transfers from one heading to another		(55 305)					(55 305)
Finansinių metų pabaigoje/ at the end of financial year	11 709 824	1 387 516					13 097 340
c) Nusidėvėjimas/ Depreciations							
Praėjusių finansinių metų pabaigoje/ At the end of previous financial year	5 122 945	23 657 021	3 075 023		6 673 686		38 528 675
- finansinių metų nusidėvėjimas/ depreciation of financial year	634 987	2 646 261	115 396		630 474		4 027 118
perkainuoto turto nusidėvėjimas/revaluation	819 469	148 327					967 796
- kitiems asmenims perleisto ir nurašyto turto nusidėvėjimas (-)/ acquired by third parties		199 063	116 533		209 313		524 909
- perrašymai iš vieno straipsnio į kitą + / (-)/ Transfers from one heading to another		(347 473)					(347 473)
Finansinių metų pabaigoje/ at the end of financial year	6 577 401	25 905 073	3 073 886		7 094 847		42 651 207
e) Likutinė vertė finansinių metų pabaigoje/ Net value at the end of current year (a) + (b) - (c) - (d)	19 720 930	15 225 330	338 518	517 586	912 270		36 714 634