

Rīga

2014 year 28 february

JSC "Rīgas Farmaceutiskā Fabrika"

Unaudited statement of financial position
for year **2013.**
I-IV quart.

CONTENTS

	Lpp.
Data of the enterprise	3
Governing body report	4
Statement of comprehensive income (profit and loss account)	5
Balance sheet :	6
- assets	6
- liabilities	7
Statement of cash flow	8
Overview of equity capital changes	9
Notes to the financial statement	10

JSC "Rīgas Farmaceutiskā Fabrika" year 2013
FINANCIAL REPORT

DATA OF THE ENTERPRISE

Full name of the enterprise	JSC "Rīgas Farmaceutiskā Fabrika"
The legal status of a society	Joint-stock company
The state registration in the register of the enterprises	registration Nr. 40003000765 , Riga , 1991 year 26 march
The legal address of the enterprise	Duntes street 16/22 , Riga , LV-1005
Main activity of the company	Manufacture of pharmaceutical preparations
NACE code	21.20
Members of the board	Kaspars BĀLIŅŠ Uģis FREIMANIS Dace KALEINE
Councillors	Dagmāra ĀBOLTIŅA Jūlija DMITRIJEVA Vladimirs IVANIKINS Natalja GORBUNOVA Aksana BĒRZIŅA
The accounting period	from 1/1/2013 to 12/31/2013

MANAGEMENT REPORT

Joint stock company "Rīgas farmaceitiskā fabrika" located in Riga, 16/22 Dunties street and 6 Maza Ozolu street. The management of the company is realized by the board of 3 persons.

We are manufacturer of galena products, therapeutically herbal teas and food supplies. Factory was registered in LR Commercial register in 2004.

Main types of operation of the company is manufacturing of medicinal products, food supplies and medical goods. The finished products mainly were distributed in Latvia.

At the moment the company manufacturers medicinal products (tinctures, ointments, alcohol solutions), food supplements, herbal teas and cosmetic. Within the report period the company enlarged the assortment with 4 new products. Most interesting from these 4 products are alcohol free drops Cardiolux, which is mixed herbal product for improving heart functions.

The neto turnover of the company in 2013 was 1 609 433 LVLL, that is 83 732 LVL less than in 2012. The profit of the company in 2013 was 26 074 LVL, that is 2 057 LVL more then in 2012.

In 2013 the new client searching abroad is started. Currently, discussions with potential partners in Belarus and Kazakhstan are taking place.

In 2013 the new client searching abroad is started. Currently, discussions with potential partners in Belarus and Kazakhstan are taking place.

Management of the company expects and believes that the lessons learned and made changes will generate sufficient grounds for company further development.

The management of joint stock company "Rīgas farmaceitiskā fabrika" is liable for the preparation of financial report and it is liable, that financial reports are prepared according to requirements of valid legislative acts and provides the true and clear conception about the assets, liabilities, financial situation and profit or losses, as well as for the fact that the management report includes true information.

The management of the company is liable about corresponding provision of bookkeeping system, the maintenance of the Companies assets, as well as for the prevention and detection of the fraud and other irregularities in the Company. The management is also responsible for the accomplishment of Latvian legislation.

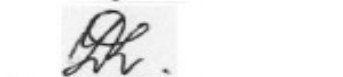
In the period since the last date of signing of this report there are no significant events which significantly affect the results of the Annual Report.



Kaspars BĀLINŠ



Uģis FREĪMANIS



Dace KALEĪNE

2014 year 28 february


STATEMENT OF COMPREHENSIVE INCOME for the period ended 12/31/2013

		2013.	2013.	2012.	2012.
		I-IV quart. LVL	I-IV quart. EUR	I-IV quart. LVL	I-IV quart. EUR
Net turnover	2	1,609,433	2,290,017	1,693,165	2,409,157
Cost of sales (prime cost)	3	-918,287	-1,306,605	-1,105,209	-1,572,571
Gross profit or loss		691,146	983,412	587,956	836,586
Sales distribution costs	4	-482,152	-686,040	-400,354	-569,652
Administration costs	5	-151,775	-215,956	-143,895	-204,744
Other operating income	6	3,750	5,336	3,490	4,966
Other operating expenses	7	-30,073	-42,790	-31,640	-45,020
Interest payable and similar charges	8	-1,266	-1,801	-660	-939
Peļņa vai zaudējumi pirms ārkārtas posteņiem un nodokļiem		29,630	42,161	14,897	21,197
Corporate income tax (postpone)		0	0	13,355	19,002
Other taxes	9	-3,562	-5,068	-4,235	-6,026
Profit or loss for the financial period		26,068	37,091	24,017	34,173
EPS k-t		0.0393	0.0559	0.0362	0.0515


Annex from 10 . to 19 . is an integral part of these financial statements



Kaspars BĀLIŅŠ



Uģis FREIMANIS



Dace KALEINE

2014 year 28 february

JSC "Rīgas Farmaceutiskā Fabrika" year 2013
FINANCIAL REPORT

BALANCE SHEET for the period ended

12/31/2013

ASSETS

		2013. I-IV quart. LVL	2013. I-IV quart. EUR	2012. I-IV quart. LVL	2012. I-IV quart. EUR
Long - term investments					
Intangible investments					
Concessions, patents, licenses, trade-marks and similar rights	10	6,799	9,674	17,497	24,896
Advance payments of intangible investments		0	0	0	0
TOTALLY		6,799	9,674	17,497	24,896
Fixed assets					
Lands, buildings, constructions and prenil plantations	11	344,461	490,124	320,763	456,405
Technological equipment and machines	11	51,402	73,138	94,733	134,793
Other fixed assets and inventory	11	48,243	68,644	17,472	24,860
Advance payments for fixed assets		0	0	0	0
TOTALLY		444,106	631,906	432,968	616,058
Long - term investments TOTALLY		450,905	641,580	450,465	640,954
Current assets					
Stocks					
Raw materials, direct materials and auxiliary materials	12	398,333	566,777	241,576	343,732
Unfinished products	13	13,694	19,485	9,702	13,805
Complete products and goods for sale	14	225,513	320,876	25,915	36,874
Advance payments for goods		8,927	12,702	30,316	43,136
Work animals and productive animals	15	150	213	150	213
TOTALLY		646,617	920,053	307,659	437,759
Debtors					
Customers and client debts	16	63,958	91,004	70,949	100,951
Other debts	17	0	0	5	7
Accured income	18	3,159	4,495	1,839	2,617
TOTALLY		67,117	95,499	72,793	103,575
Cash assets	19	1,229	1,749	2,281	3,246
Current assets TOTALLY		714,963	1,017,301	382,733	544,580
BALANCE		1,165,868	1,658,881	833,198	1,185,534


BALANCE SHEET for the period ended 12/31/2013

LIABILITIES		2013.	2013.	2012.	2012.
		I-IV quart. LVL	I-IV quart. EUR	I-IV quart. LVL	I-IV quart. EUR
Equity capital					
Stock or share capital (equity capital)	20	663,000	943,364	663,000	943,364
Retained profit:					
a) Retained profit of previous years		-34,384	-48,924	-58,401	-83,097
b) Retained profit of the year of accountant	21	26,068	37,091	24,017	34,173
TOTALLY		654,684	931,531	628,616	894,440
Stockpiles					
Other stockpiles	22	23,294	33,144	20,737	29,506
TOTALLY		23,294	33,144	20,737	29,506
Creditors					
Long - term debts					
Other loans	23	85,381	121,486	25,093	35,704
Tax on profit (pustpone) or loss for the financial period	27	0	0	0	0
TOTALLY		85,381	121,486	25,093	35,704
Short - term debts					
Other loans	23	28,162	40,071	19,367	27,557
Debts to suppliers and contractors	24	177,363	252,365	78,922	112,296
Tax and social security payments	25	19,302	27,464	45,381	64,571
Other creditors	26	0	0	12,282	17,476
Accrued liabilities	28	177,682	252,819	2,800	3,984
TOTALLY		402,509	572,719	158,752	225,884
Creditors TOTALLY		487,890	694,205	183,845	261,588
BALANCE		1,165,868	1,658,881	833,198	1,185,534

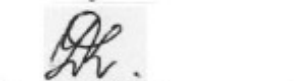
Annex from 10. to 19. is an integral part of these financial statements



Kaspars BĀLINŠ



Uģis FREIMANIS



2014 year 28 february

STATEMENT OF CASH FLOW for the period ended 12/31/2013


(indirect method)

	2013. I-IV quart. LVL	2013. I-IV EUR	2012. I-IV LVL	2012. I-IV EUR
CASH FLOW from operating activities				
Profit or loss before extraordinary items and tax	29,630	42,160	14,897	21,197
Corrections :				
depreciation of fixed assets and intangible investments (+)	104,659	148,916	123,695	176,002
accumulation for unused vacation (+)	2,557	3,638	-201	-286
interest payable and similar charges (+)	1,266	1,801	660	939
Profit or loss before working capital and working capital correction influence	138,112	196,516	139,051	197,852
Corrections :				
debts of customers and subscribers	5,676	8,076	109,452	155,736
provisions	-338,958	-482,294	22,603	32,161
others debtors	234,962	334,321	-244,074	-347,286
Net cash provided by operating activities	39,792	56,619	27,032	38,463
interest payments (-)	-1,266	-1,801	-660	-939
the taxes deducted from net profit (property tax)	-3,562	-5,068	-4,235	-6,026
Cash flow from operating activities	34,964	49,749	22,137	31,498
Investing activities				
fixed assets purchase costs	-105,099	-149,542	-6,941	-9,876
income from sale of fixed assets	0	0	0	0
Cash provided by investing activities	-105,099	-149,542	-6,941	-9,876
Cash flow from financing				
Expenses of leased fixed assets (-)	69,083	98,296	-13,801	-19,637
Net financing cash flow	69,083	98,296	-13,801	-19,637
Net increase (decrease) in cash	-1,052	-1,497	1,395	1,985
Cash at the beginning of the year	2,281	3,246	886	1,261
Cash at the end of the year	1,229	1,749	2,281	3,246

Annex from 10. to 19. is an integral part of these financial statements


Kaspars BĀLIŅŠ


Uģis FREIMANIS


Dace KALEINE

2014 year 28 february


OVERVIEW of EQUITY CAPITAL CHANGES
for the period ended 12/31/2013

	Share capital		Reserves		Retained profit of previous years		Retained profit of the year of accountant		Equity capital (total)	
	LVL	EUR	LVL	EUR	LVL	EUR	LVL	EUR	LVL	EUR
1/1/2012	663,000	943,364	0	0	-67,030	-95,375	8,628	12,277	604,598	860,265
2011 year profit transferred to retained earnings					8,628	12,277	-8,628	-12,277	-	-
Retained profit of the year of accountant							24,017	34,173	24,017	34,173
Relief for losses from reserves									-	-
12/31/2012	663,000	943,364	-	-	-58,401	-83,097	24,017	34,173	628,616	894,440
2012 year profit transferred to retained earnings					24,017	34,173	-24,017	-34,173	-	-
Retained profit of the year of accountant							26,068	37,091	26,068	37,091
12/31/2013	663,000	943,364	-	-	-34,384	-48,924	26,068	37,091	654,684	931,531


Annex from 10. līdz 10. to 19. is an integral part of these financial statements



Kaspars BĀLINŠ



Uģis FREIĻMANIS



Dace KALEĪNE

2014 year 28 february

(1) STATEMENT OF ACCOUNTING POLICIES - GENERAL PRINCIPLES

Basis of preparation

The Annual Report is prepared in accordance with Latvian law "On Accounting" and "Annual reports".

The income statement is prepared in accordance with the turnover method.

The cash flow statement prepared using the indirect method.

Net sales

Net sales represent the revenues of the company's core business, the sale of products and services, net of trade discount and other discounts granted, as well as value added tax and other taxes directly related to the sale.

Proceeds from the sale of goods is recognized when the buyer s accepted the goods, according to delivery terms.

During the reporting period

The reporting period is 12 months of 1/1/2013 to 12/31/2013 .

Currency and foreign currency translation

These financial statements are expressed in the Latvian national currency - Lats (LVL) and euro (EUR).

All monetary assets and liabilities are translated into Latvian lats at the exchange rate at the period end.

	12/31/2013	12/31/2012
USD	-	-
EUR	0.702804	0.702804

Foreign exchange rate fluctuations on profit or loss is reflected in the profit and loss account.

Long-term and short-term items

Long-term items of an amount reported by the receipt, payment, or write-off shall be the later of one year after the year end.

The amounts received, paid or written off during the reported short-term positions.

Non-current assets and depreciation recognition

Balance sheet of all fixed assets and intangible assets are stated at cost less depreciation rates.

Depreciation is calculated on straight-line methods,

choosing on the basis of the following rates:

Intangible assets:

license	<u>20</u>	%
other intangible assets	<u>20</u>	%

Fixed Assets:

Buildings and structures	<u>5-10</u>	%
Iekārtas un mašīnas		%

Язык оригинала: английский

Введите текст или адрес веб-сайта либо переведите документ.

Отмена

латышскийанглийскийрусскийAlpha

Equipment and machinery	<u>20</u>	
Other fixed assets	<u>20-35</u>	%

Measurement of inventories

Reserves are estimated using FIFO method.
Inventory balances checked on the inventory.

Receivables

Trade receivables are shown net of.

Savings

Provisions are intended to cover certain types of obligations, relating to the reporting year or previous years and Annual Reports of the anticipated or known, but the amount or specific commitment to the creation or the date of recovery is uncertain.

Provision for vacation pay

Amount of the provision is determined by multiplying the average employee salary of one day to the year-end accrued but unused vacation days.

Accrued liabilities

Clearly aware of the settlement amount payable for the current year goods or services received if the balance sheet date has not yet received the corresponding payment document in accordance with the supply, sale or contract business conditions or other reasons, recognized as accruals for the period.

Corporate income tax

Corporate income tax costs are included in the financial statements in accordance with Latvian tax legislation of.

For the reporting period the estimated tax is calculated under the Law "On Corporate Income Tax " 'claims in determining taxable income, and applying the statutory tax rate of 15%.

JSC "Rīgas Farmaceutiskā Fabrika" year 2013
FINANCIAL REPORT

(2) Net Sales

Type of activity	2013.	2013.	2012.	2012.
	LVL	EUR	LVL	EUR
Manufacture of drugs	1,553,350	2,210,218	1,637,503	2,329,957
Raw materials and distribution	24,208	34,445	22,292	31,719
Provision of services	31,875	45,354	33,370	47,481
Total	1,609,433	2,290,017	1,693,165	2,409,157

Net sales by geographical markets

State	2013.	2013.	2012.	2012.
	LVL	EUR	LVL	EUR
Latvia	1,494,716	2,126,789	1,609,132	2,289,589
Lithuania	18,597	26,461	27,459	39,071
Estonia	63,706	90,645	34,237	48,715
Other	32,414	46,121	22,337	31,783
Total	1,609,433	2,290,017	1,693,165	2,409,157

(3) Cost of sales

	2013.	2013.	2012.	2012.
	LVL	EUR	LVL	EUR
Cost of materials	502,033	714,329	687,656	978,446
Staff costs	111,201	158,225	111,432	158,553
State social security contributions	26,134	37,185	26,212	37,296
Depreciation of fixed assets and intangible assets depreciation	104,659	148,916	123,695	176,002
Depreciation of current assets	5,974	8,500	2,510	3,571
Maintenance costs	133,806	190,389	114,357	162,715
Transport costs	22,688	32,282	13,122	18,671
Other	11,792	16,779	26,225	37,315
Total	918,287	1,306,605	1,105,209	1,572,571

(4) Sales expenses

	2013.	2013.	2012.	2012.
	LVL	EUR	LVL	EUR
Staff costs	198,813	282,885	187,171	266,320
State social security contributions	46,087	65,576	43,517	61,919
Advertising expenses	218,823	311,357	151,105	215,003
Transport costs	6,994	9,952	5,988	8,520
Other	11,435	16,271	12,573	17,890
Total	482,152	686,040	400,354	569,652

(5) Administration costs

	2013.	2013.	2012.	2012.
	LVL	EUR	LVL	EUR
Staff costs	66,601	94,765	53,868	76,647
State social security contributions	15,899	22,622	12,962	18,443
Legal and accounting services	6,959	9,902	16,439	23,391
Transport costs	12,921	18,385	5,964	8,486
Other	49,395	70,283	54,662	77,777
Total	151,775	215,956	143,895	204,744

(6) Other operating income

	2013.	2013.	2012.	2012.
	LVL	EUR	LVL	EUR
The difference of exchange rate changes and currency sales	837	1,191	0	0
Received a penalty	527	750	0	0
Proceeds from sale of fixed assets	0	0	0	0
Other	2,386	3,395	3,490	4,966
Total	3,750	5,336	3,490	4,966

(7) Other operating expenses

	2013.	2013.	2012.	2012.
	LVL	EUR	LVL	EUR
Expenses not related to economic activity	27,794	39,547	29,681	42,232
The difference of exchange rate changes and currency sales	1,358	1,932	159	226
Penalties	21	30	1,013	1,441
Gifts and benefits	600	854	787	1,120
Other	300	427	0	0
Total	30,073	42,790	31,640	45,020

(8) Interest payable and similar charges

	2013.	2013.	2012.	2012.
	LVL	EUR	LVL	EUR
Leasing interest payments	1,266	1,801	660	939
Total	1,266	1,801	660	939

(9) Other taxes

	2013.	2013.	2012.	2012.
	LVL	EUR	LVL	EUR
Real estates tax	3,562	5,068	4,235	6,026
Total	3,562	5,068	4,235	6,026

JSC "Rīgas Farmaceutiskā Fabrika" year 2013
FINANCIAL REPORT

(9) Intangible assets

	Licenses and patents		Advance payment for intangible assets		Total intangible assets	
	LVL	EUR	LVL	EUR	LVL	EUR
Historical cost as of						
12/31/2012	99,417	141,458	0	0	99,417	141,458
Additions	0	0	0	0	0	0
Disposals	0	0	0	0	0	0
12/31/2013	99,417	141,458	0	0	99,417	141,458
Accumulated depreciation before						
12/31/2012	81,920	116,562	0	0	81,920	116,562
Accumulated depreciation	10,698	15,222	0	0	10,698	15,222
12/31/2013	92,618	131,784	0	0	92,618	131,784
Net book value 12/31/2012	17,497	24,896	0	0	17,497	24,896
Net book value 12/31/2013	6,799	9,674	0	0	6,799	9,674

JSC "Rīgas Farmaceutiskā Fabrika" year 2013
FINANCIAL REPORT

(11) Fixed assets

	Land and buildings		Equipment		Other fixed assets		Advance payment for fixed assets		Fixed assets total	
	LVL	EUR	LVL	EUR	LVL	EUR	LVL	EUR	LVL	EUR
Historical cost as of										
12/31/2012	649,072	923,546	578,013	822,438	247,854	352,664	-	-	1,474,939	2,098,649
Additions	65,164	92,720	0	0	39,935	56,822	0	0	105,099	149,542
Disposals	0	0	0	0	-6,191	-8,809	0	0	-6,191	-8,809
12/31/2013	714,236	1,016,266	578,013	822,438	281,598	400,678	0	0	1,573,847	2,239,383
Accumulated depreciation before										
12/31/2012	328,309	467,142	483,280	687,645	230,382	327,804	-	-	1,041,971	1,482,591
Accumulated depreciation	41,466	59,001	43,331	61,654	9,164	13,039	0	0	93,961	133,694
Excluded on disposal	0	0	0	0	-6,191	-8,809	0	0	-6,191	-8,809
12/31/2013	369,775	526,142	526,611	749,300	233,355	332,034	0	0	1,129,741	1,607,477
Net book value 12/31/2012	320,763	456,405	94,733	134,793	17,472	24,860	0	0	432,968	616,058
Net book value 12/31/2013	344,461	490,124	51,402	73,138	48,243	68,644	0	0	444,106	631,906

(12) Row materials, direct materials and auxiliary materials

	2013.	2013.	2012.	2012.
	LVL	EUR	LVL	EUR
Materials	231,919	329,991	106,244	151,172
Consumables - glass containers	55,222	78,574	69,416	98,770
Consumables - plastic and metal packages	49,086	69,843	27,345	38,908
Printed materials	58,291	82,941	33,848	48,161
Other	3,815	5,428	4,723	6,720
Total	398,333	566,777	241,576	343,732

(13) Unfinished products

	2013.	2013.	2012.	2012.
	LVL	EUR	LVL	EUR
The packing station neizfasēta products (quarantine area)	8,076	11,491	4,231	6,020
Production units of semi-finished products segment	5,618	7,994	5,471	7,785
Total	13,694	19,485	9,702	13,805

(14) Complete products and goods for sale

	2013.	2013.	2012.	2012.
	LVL	EUR	LVL	EUR
The company's stock of finished goods in stock	225,513	320,876	25,915	36,874
Total	225,513	320,876	25,915	36,874

(15) Work animals and productive animals

	2013.	2013.	2012.	2012.
	LVL	EUR	LVL	EUR
Guard dogs	150	213	150	213
Total	150	213	150	213

(16) Customers and client debts

	2013.	2013.	2012.	2012.
	LVL	EUR	LVL	EUR
Trade receivables have a carrying amount	63,958	91,004	70,949	100,951
Book value	63,958	91,004	70,949	100,951

By currencies :

	2013.			2012.		
	currency	LVL	EUR	currency	LVL	EUR
LVL	52,402	52,402	74,561	69,740	69,740	99,231
EUR	16,443	11,556	16,443	1,720	1,209	1,720
Other	0	0	0	0	0	0
Total		63,958	91,004		70,949	100,951

JSC "Rīgas Farmaceutiskā Fabrika" year 2013
FINANCIAL REPORT

(17) Other debts

	2013.	2013.	2012.	2012.
	LVL	EUR	LVL	EUR
Tax receivables together	0	0	0	0
Operatīvā līzīngā neamortizētās daļas of settlement balances	0	0	5	7
Total	0	0	5	7

(18) Accrued income

	2013.	2013.	2012.	2012.
	LVL	EUR	LVL	EUR
Property Insurance	284	404	299	425
Vehicle Insurance	583	830	644	916
Employee Health Insurance	384	546	0	0
Magazine subscription	28	40	632	899
Other	1,880	2,675	264	376
Total	3,159	4,495	1,839	2,617

(19) Cash Assets and EUR currency according to the 31.12.

By currencies :	2013.			2012.		
	currency	LVL	EUR	currency	LVL	EUR
LVL	1,229	1,229	1,749	2,281	2,281	3,246
EUR	0	0	0	0	0	0
Other	0	0	0	0	0	0
Total		1,229	1,749		2,281	3,246

(20) Share capital

	663,000	LVL,	943,364	EUR
consisting of	660,000			ordinary shares with voting rights
and	3,000			common shares without voting rights
Each share is LVL	1		EUR 1.4229	

(21) Retained earnings

	LVL	EUR
For 2013. the reporting year, the profits up	26,068	37,091

(22) Other provisions

	2013.	2013.	2012.	2012.
	LVL	EUR	LVL	EUR
Provision for unused vacations	23,294	33,144	20,737	29,506
Total	23,294	33,144	20,737	29,506

Long-term debts

	2013.	2013.	2012.	2012.
	LVL	EUR	LVL	EUR
(23) Other loans	85,381	121,486	25,093	35,704
Total	85,381	121,486	25,093	35,704

Short-term debts

	2013.	2013.	2012.	2012.
	LVL	EUR	LVL	EUR
(23) Other loans	28,162	40,071	19,367	27,557
Total	28,162	40,071	19,367	27,557

	2013.	2013.	2012.	2012.
	LVL	EUR	LVL	EUR
(27) Tax on profit (pustpone) or loss for the financial period	0	0	13,355	19,002
Total	0	0	13,355	19,002

(24) Trade and other payables

Current portion of	2013.	2013.	2012.	2012.
	LVL	EUR	LVL	EUR
Trade and other payables the carrying amount of	177,363	252,365	78,922	112,296
Total	177,363	252,365	78,922	112,296

Current portion of	2013.			2012.			
	By currencies :	currency	LVL	EUR	currency	LVL	EUR
LVL		92,756	92,756	131,980	63,495	63,495	90,345
EUR		89,392	62,825	89,392	21,950	15,427	21,951
Other		0	21,782	30,993	0	0	0
Total		177,363	252,365		78,922	112,296	

JSC "Rīgas Farmaceutiskā Fabrika" year 2013
FINANCIAL REPORT

(25) Current portion of	2013.	2013.	2012.	2012.
	LVL	EUR	LVL	EUR
Corporate income tax	0	0	0	0
Value-added tax	483	687	37,502	53,361
State social security contributions	11,517	16,387	1,991	2,833
Personal income tax	7,205	10,252	5,802	8,256
Business risk charge	17	24	16	23
Natural resource tax	80	114	70	100
Nekustamā īpašuma nodoklis	0	0	0	0
Total	19,302	27,464	45,381	64,571

(26) Current portion of	2013.	2013.	2012.	2012.
	LVL	EUR	LVL	EUR
Wage debt	0	0	12,282	17,476
Total	0	0	12,282	17,476

(28) Accrued liabilities	2013.	2013.	2012.	2012.
	LVL	EUR	LVL	EUR
Accrued discounts will be	174,882	248,835	0	0
Other	2,800	3,984	2,800	3,984
Total	177,682	252,819	2,800	3,984

(29) Number of employees	2013.	2012.
	The average number of persons employed by the company	66

(30) News about events after the balance sheet date

In the period since the last days before the reporting date is no significant events that could materially affect the results of the annual report.