

WEBCAST PRESENTATION – 25th MARCH 2015

2014 RESULTS



ATLANTIC PETROLEUM



DISCLAIMER

- This presentation includes statements regarding future results, which are subject to risks and uncertainties. Consequently, actual results may differ significantly from the results indicated or implied in these statements
- No representation or warranty (expressed or implied) is made as to, and no reliance should be placed on, the fairness, accuracy or completeness of the information contained herein. Accordingly, none of the Company, or any of its principal shareholders or subsidiary undertakings or any of such person's officers or employees or advisors accept any liability whatsoever arising directly or indirectly from the use of this document

WEBCAST PRESENTATION – 25th MARCH 2015



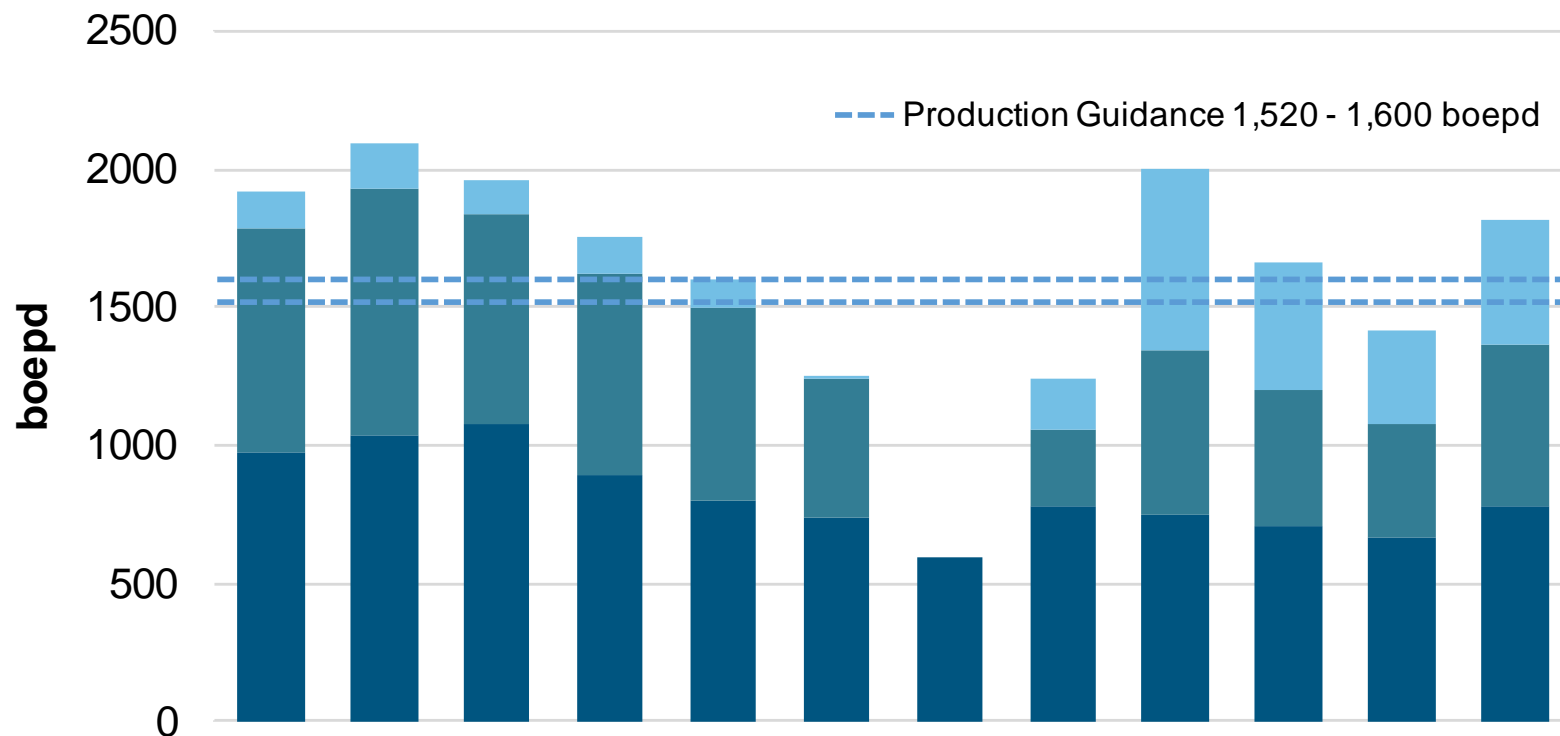
ATLANTIC PETROLEUM

2014 PERFORMANCE



HIGHLIGHTS

- Produced 586,000 boe (1605 boepd)
- Commercial gas discovery on Pegasus West in September 2014 – Tested at over 90MMscf/d (15,000 boepd)
- Gas discovery on Norway PL528/PL528B Ivory – Results being analysed; assessing commerciality
- EBITDAX of DKK 124MM
- Operating Cashflow DKK96.8MM from a realized oil price of USD101 per bbl
- Net Result after taxation loss of DKK218.3MM largely due to impairments (DKK209.1MM) of the producing assets caused by the recent oil price decline
- Total equity shareholders' funds at year end DKK 423.2MM
- Cash and Cash Equivalents at year end DKK112MM
- Contract extensions and future opportunities identified on Etrick and Chestnut
- Net 2C Contingent oil resources have more than doubled from 20.7MMboe to 43.6MMboe



	Jan	Feb	Mar	Apr	May	Jun	Jul	Aug	Sep	Oct	Nov	Dec
Blackbird	129	167	130	126	105	12	0	186	654	460	339	453
Ettrick	815	894	759	732	695	501	0	275	593	487	412	586
Chestnut	977	1033	1076	894	804	742	598	778	753	712	666	776

Total production in 2015 was 586,00 boe – 1,605 boepd



CONSOLIDATED INCOME STATEMENT

ATLANTIC PETROLEUM

DKK 1,000	Note	2014	2013
Revenue	3	343,146	417,421
Cost of sales	4	-530,002	-221,767
Gross loss/profit		-186,856	195,655
Exploration expenses	5	-214,862	-119,647
Pre-licence exploration cost		-12,631	-11,064
General and administration cost	6,7,8,10, 25	-41,548	-58,410
Depreciation PPE & Intang Assets		-16,675	-8,162
Other operating income	9	18,500	0
Operating loss		-454,073	-1,629
Interest revenue and finance gains	11	1,181	1,454
Interest expenses and other finance cost	11	-31,323	-11,448
Loss before taxation		-484,215	-11,623
Taxation	12	265,958	-14,051
Loss after taxation		-218,257	-25,674
Earnings per share (DKK):			
Basic	14	-59.03	-9.54
Diluted	14	-59.03	-9.67

Norwegian exploration subject to
78% cash tax refund

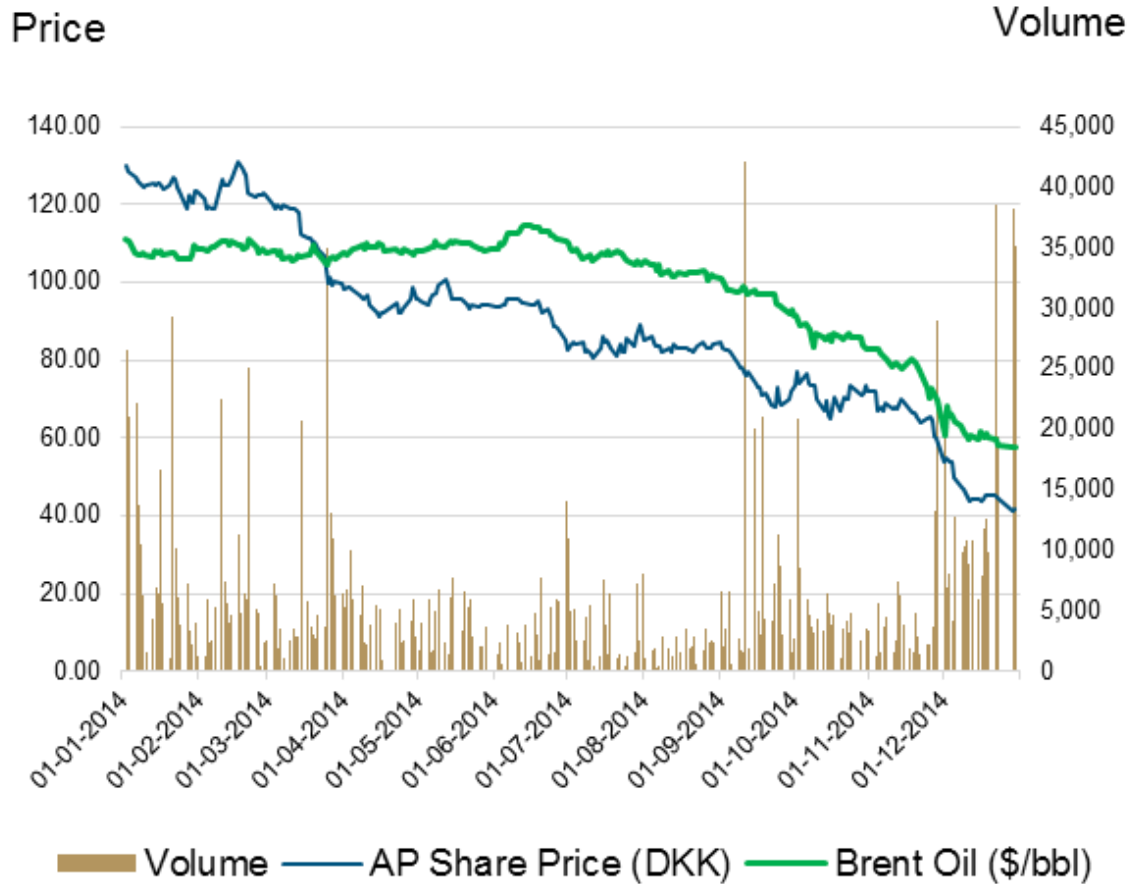


CONSOLIDATED BALANCE SHEET

ATLANTIC PETROLEUM

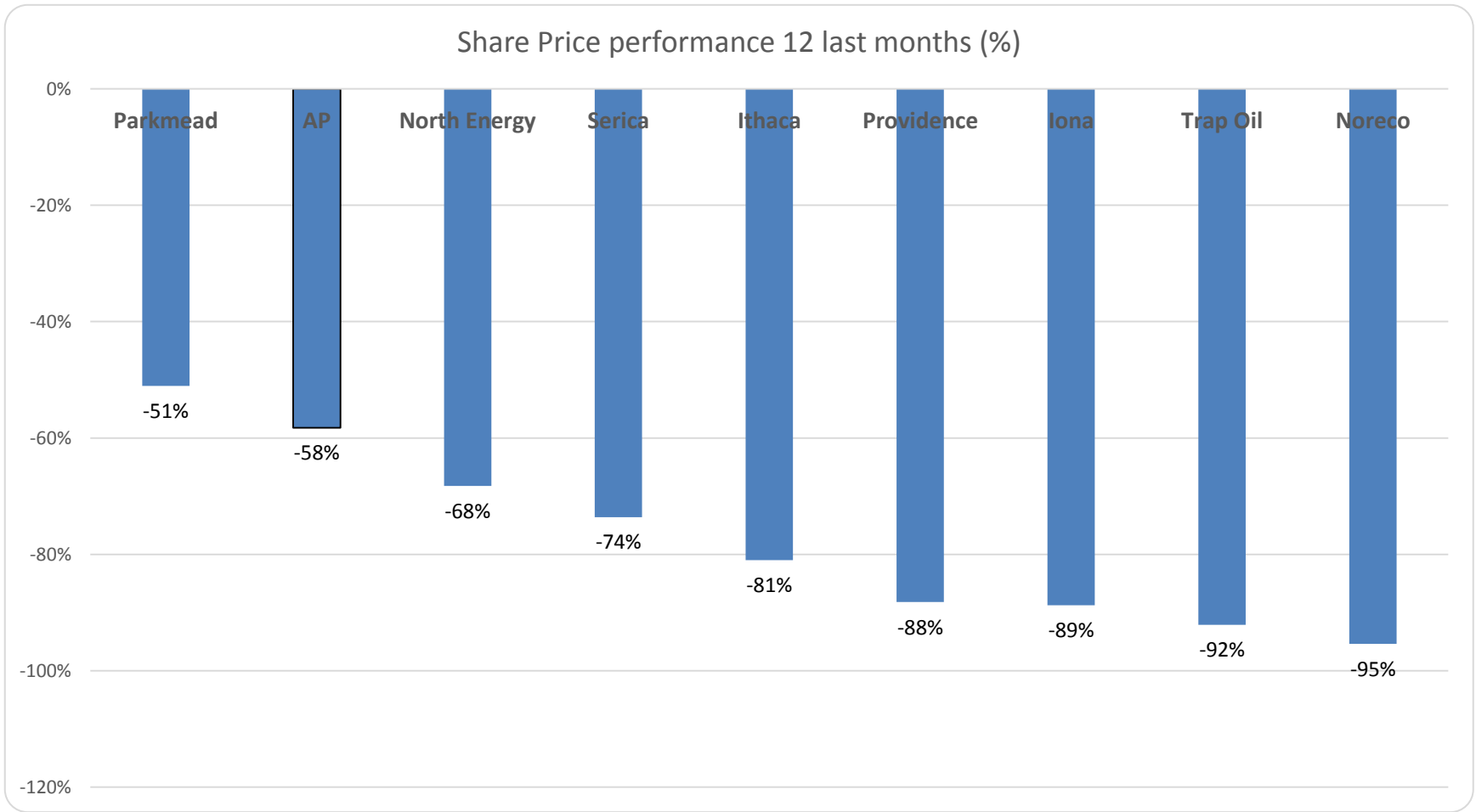
DKK 1,000	Note	2014	2013
Non-current assets			
Goodwill	15,32	51,917	54,354
Intangible assets	16	16,576	26,482
Intangible exploration and evaluation assets	17	258,653	216,682
Tangible development and production assets	18	369,079	621,504
Property plant and equipment	19	2,036	2,782
		698,261	921,804
Current assets			
Inventories	21	17,019	38,759
Trade and other receivables	22	81,398	48,493
Tax repayable		145,374	43,509
Financial asset	27	19,027	0
Cash and cash equivalents	24,27	111,989	184,613
		374,808	315,375
Total assets		1,073,068	1,237,179
Current liabilities			
Exploration facility	24,27	146,238	25,058
Short-term debt	24,27	19,500	19,500
Short term liabilities		40	116
Trade and other payables	23	92,198	94,836
Current tax payable		4,104	1,117
Financial liabilities	27	0	914
		262,080	141,541
Non-current liabilities			
Deferred tax liability	28	161,426	267,003
Long-term debt	24,27	39,000	58,500
Long-term provisions	26	187,381	172,790
		387,807	498,293
Total liabilities		649,887	639,834
Net assets		423,181	597,345
Equity			
Share capital	29	369,786	367,670
Share based payment schemes		5,766	3,123
Value of futures contracts		0	-914
Share premium account		233,444	232,903
Translation reserves		50,316	12,435
Retained earnings		-236,131	-17,873
Total equity shareholders' funds		423,181	597,345

Norwegian
Exploration





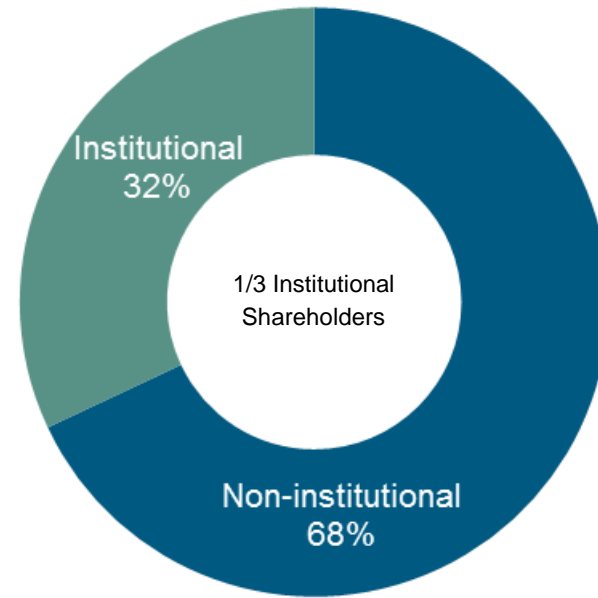
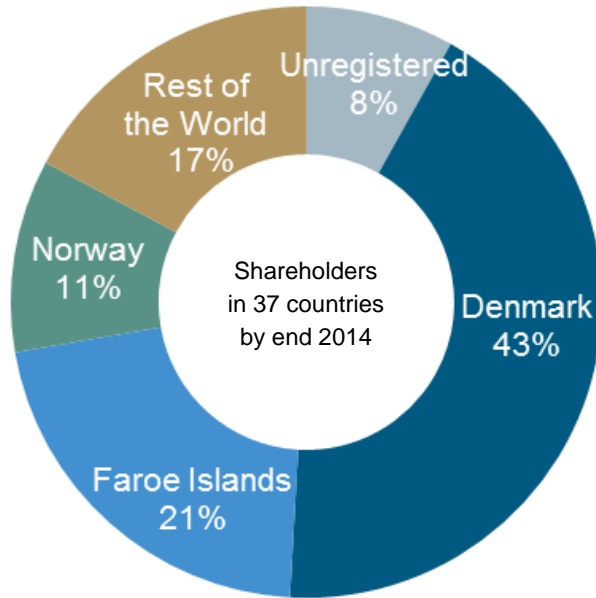
SHARE PRICE PERFORMANCE



A challenged segment



SHAREHOLDERS





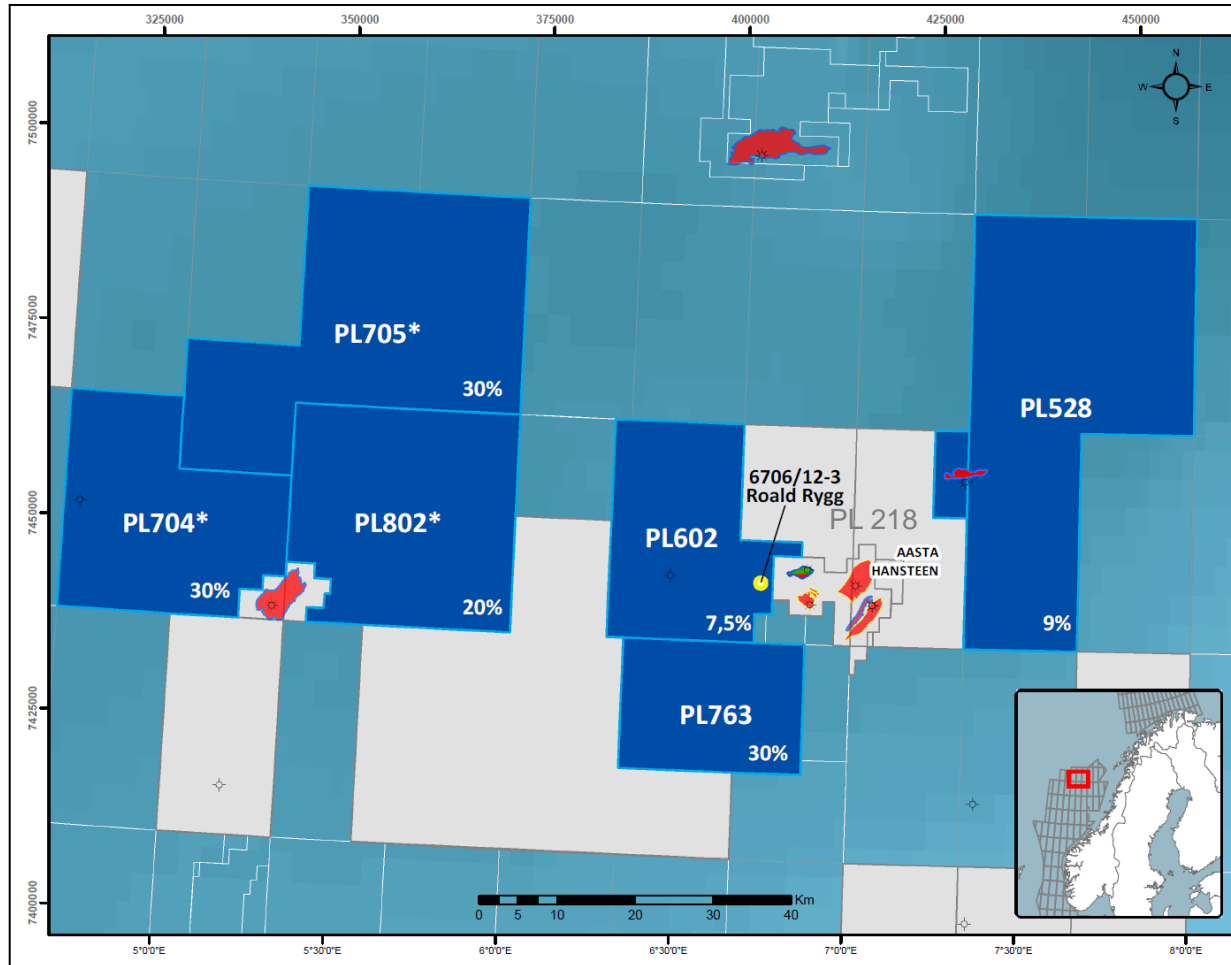
ATLANTIC PETROLEUM

Exploration & Appraisal

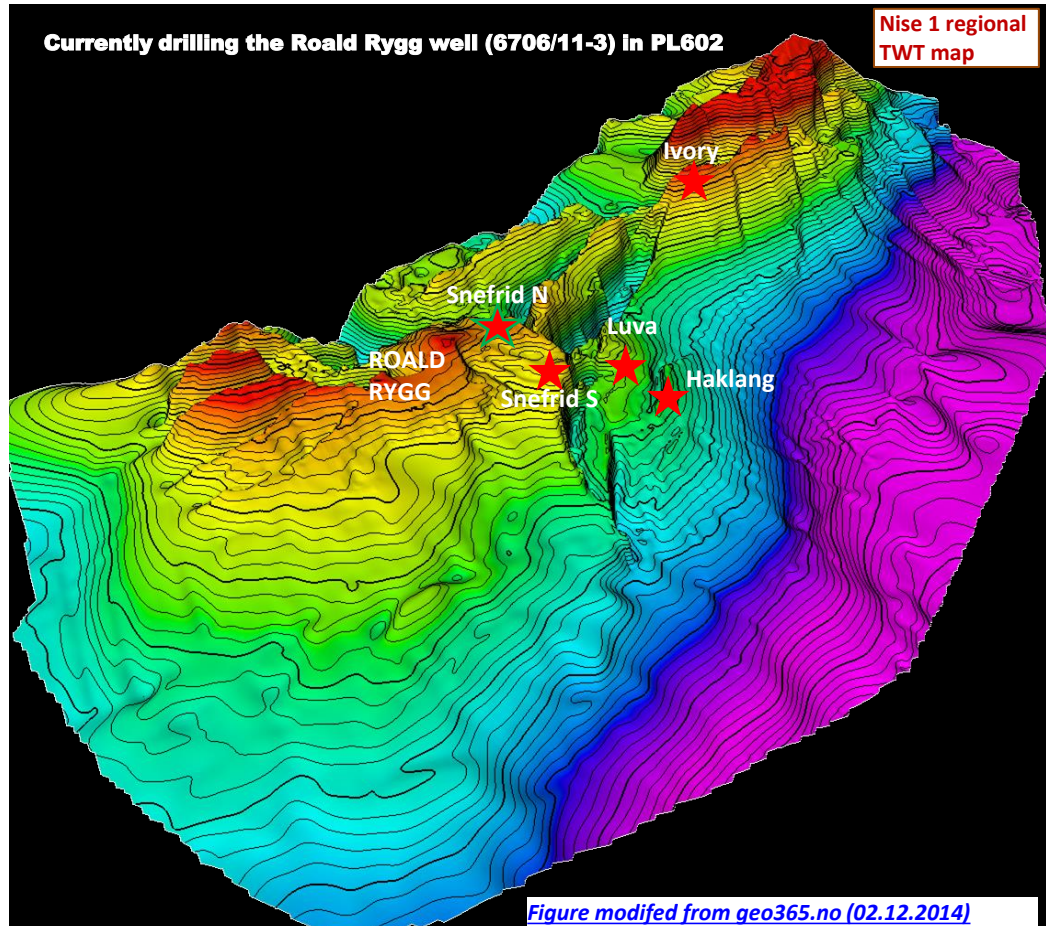


BUILDING A SOLID POSITION IN THE AASTA HANSTEEN AREA

ATLANTIC PETROLEUM



- Aug -14** PL 528 farm down 6% to Repsol
PL 602 take over 10% from Ithaca
- Oct -14** PL 528 spud of Ivory
- Dec -14** PL 528: The Ivory well proved 2-8 BSM³gas in the Kvitnos Formation
- Jan -15** PL 802: Awarded 20% in APA 2014
- Feb -15** PL 704, 705, 802: Signed option agreement with Statoil
PL 602: Signed farm down agreement with Statoil (2.5%)
PL 602: Drill decision
- Mar -15** PL 218: Snefrid North discovery
PL 602: Spud of Roald Rygg
- Apr-15?** PL 602 result
- Q2-15?** PL 705 drill or drop decision
- Q3-15?** PL 763 drill or drop decision



- PL 602 located in the Vøring Basin, next to Aasta Hansteen Field development. The waterdepth is c. 1300 m.
- Ownership: Statoil: 42.5 %* (Op), Centrica 20%, Petoro 20%, Wintershall 10%, Atlantic Petroleum 7.5 %*
- First well, 6706/11-3 Roald Rygg spudded 22. March 2015
 - The well is drilled with Transocean Spitsbergen and is planned to a total depth of c. 3420 m. It is expected to take 35 days.
 - The Nise Fm is the primary target in Roald Rygg, and Nise is proven gas bearing in Luva, Haklang, Snefrid S and Snefrid N, Snefrid N also proved a small oil leg
 - The Kvitnos Fm the secondary target in the well, and this is proven gas bearing in Haklang and Ivory
 - Trap retention is seen as the main risk
- PL 602 contains several other prospects and leads with significant follow up potential, both in proven and new geological play models

Drilling result expected in April

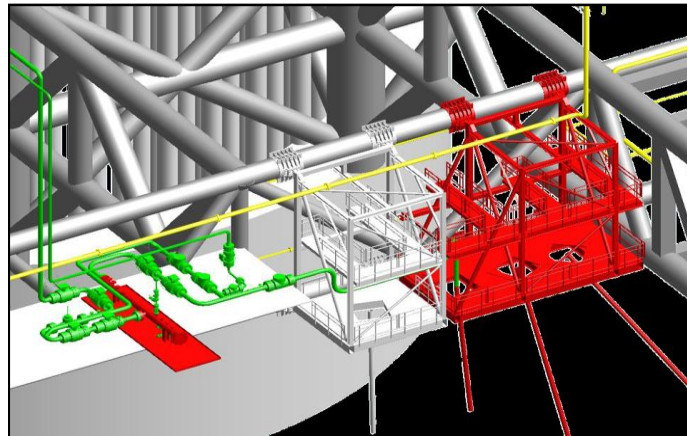
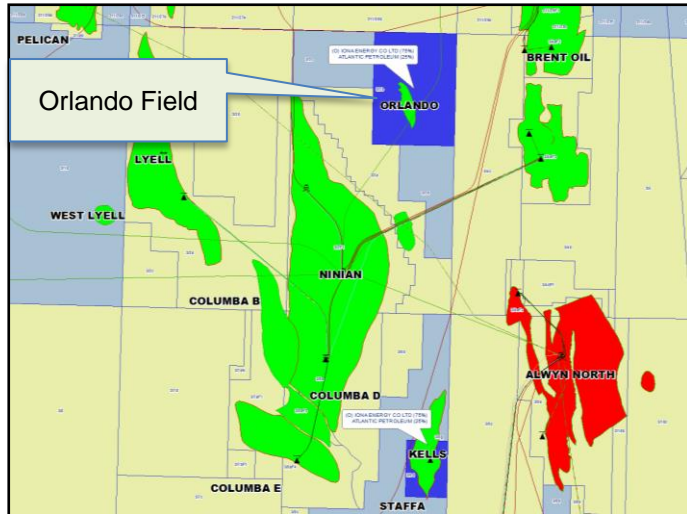


ATLANTIC PETROLEUM

Developments



ORLANDO FIELD DEVELOPMENT



Planned Location of Orlando Riser Hang-off structure on Ninian Central Platform

JV partners & equities

- Iona Energy 75% (Operator)
- Atlantic Petroleum 25%

CPR estimates

- Orlando net 2P reserves of 3.8 MMboe
- Orlando initial rates expected at 10,000+ bopd

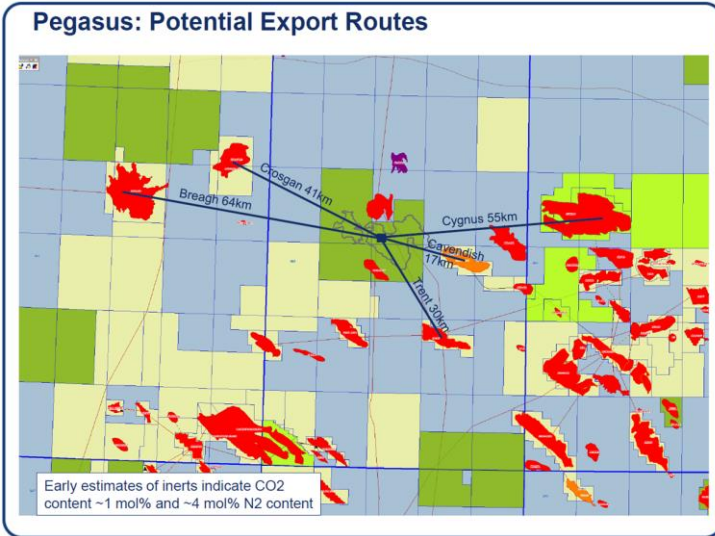
Development Progress

- Infrastructure agreements signed in October 2014 for first oil late 2016
- Brown-field modifications to Ninian Platform being rapidly progressed e.g. Orlando separator isolated during latest NCP shutdown
- Line-pipe and tree manufacture substantially complete
- Several other key contract awards imminent

Robust project in current environment with low operating costs



PEGASUS FIELD DEVELOPMENT – a significant gas discovery



JV partners & equities:

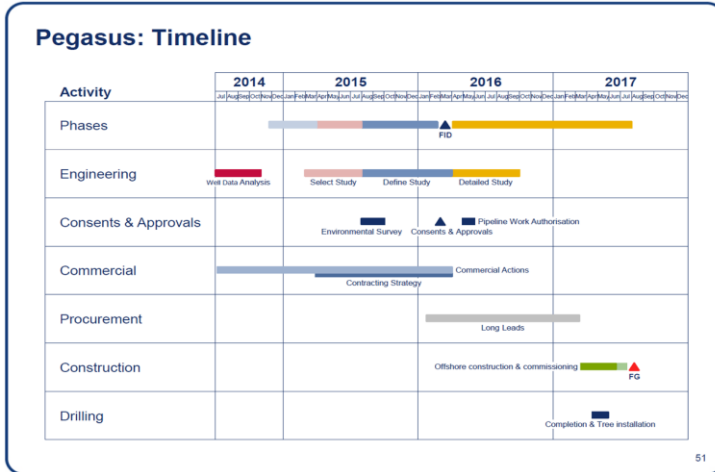
- Centrica 55% (Operator)
- Third Energy 35%
- Atlantic Petroleum 10%

CPR estimates

- 176BCF in Pegasus & Pegasus North discovered and tested resource is economic

History

- Original discovery well drilled in 2010 found gas in Carboniferous sands
- Pegasus West well drilled in 2014 and tested at rates over 91 MMscf/d. Completed as future producer



Development plan

- Options being analyzed by operator Centrica
- Development FID planned for Q1 2016
- First gas could be as early as Q3 2017
- Significant follow on potential from existing discoveries and other satellites e.g. Andromeda, Browney

Currently identified GIIP of up to 1TCF



NEAR DEVELOPMENTS – KELLS & PERTH

KELLS – P1607 3/8d

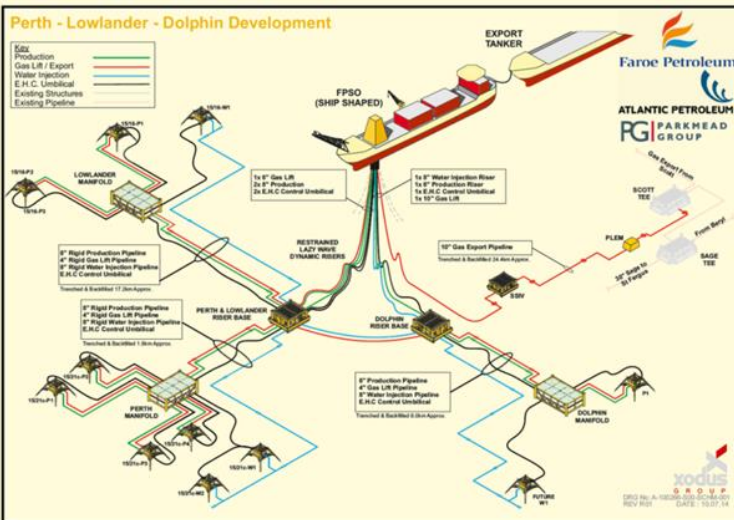
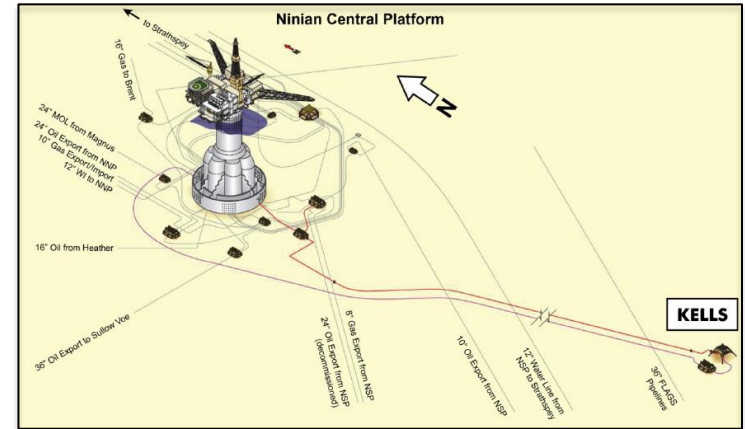
Iona Energy (Operator) 75%, Atlantic Petroleum 25%

CPR estimates

- Kells net 2P reserves of 2.25 MMboe
- Kells initial rates expected at 7,000+ bopd
- First production expected 2017

Development plan

- Subsea tieback to Ninian Central Platform



PERTH – P588 15/21b & 15/21c

Parkmead Group (Operator) 52.13%, Faroe Petroleum 34.62%, Atlantic Petroleum 13.35%

CPR Estimates

- 6.4MMBbl 2C contingent resources

Development Plans

- Joint development now could include Perth & Dolphin (AP 13.35%) and Lowlander
- Offers combined potential resource base greater than 80MMboe
- Heads of Agreement for the Joint Development of the fields signed

Kells provides production growth following Orlando



ATLANTIC PETROLEUM

Summary & Outlook



TARGETS 2015

PRODUCTION

560,000 BOE

FINANCIAL

EBITDAX POSITIVE

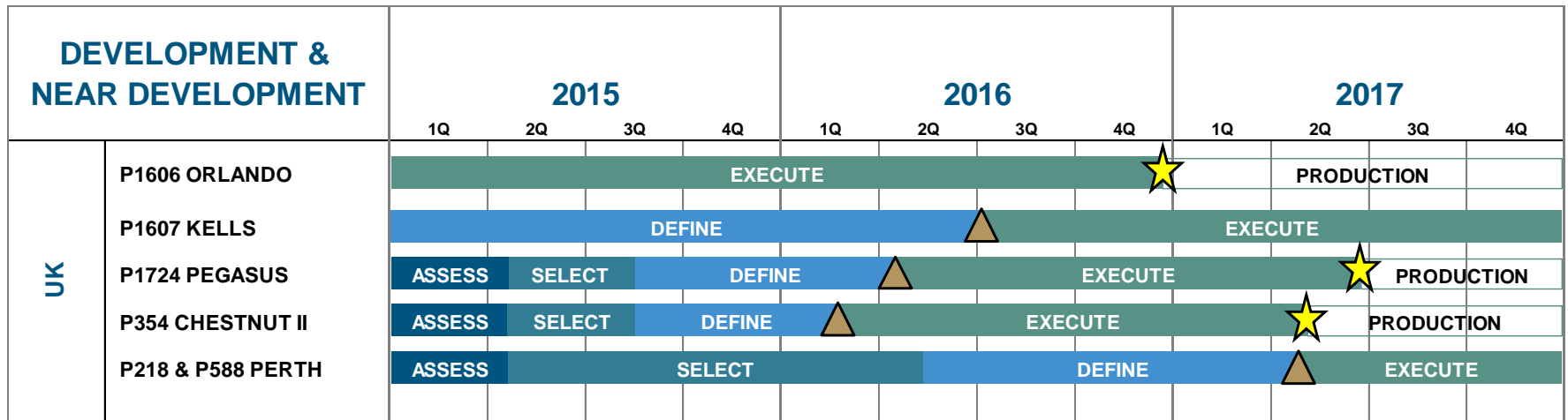
EXPLORATION

DRILL NORWAY ROALD RYGG



DEVELOPMENT AND NEAR DEVELOPMENT

ATLANTIC PETROLEUM



Final Investment Decision

First Hydrocarbons



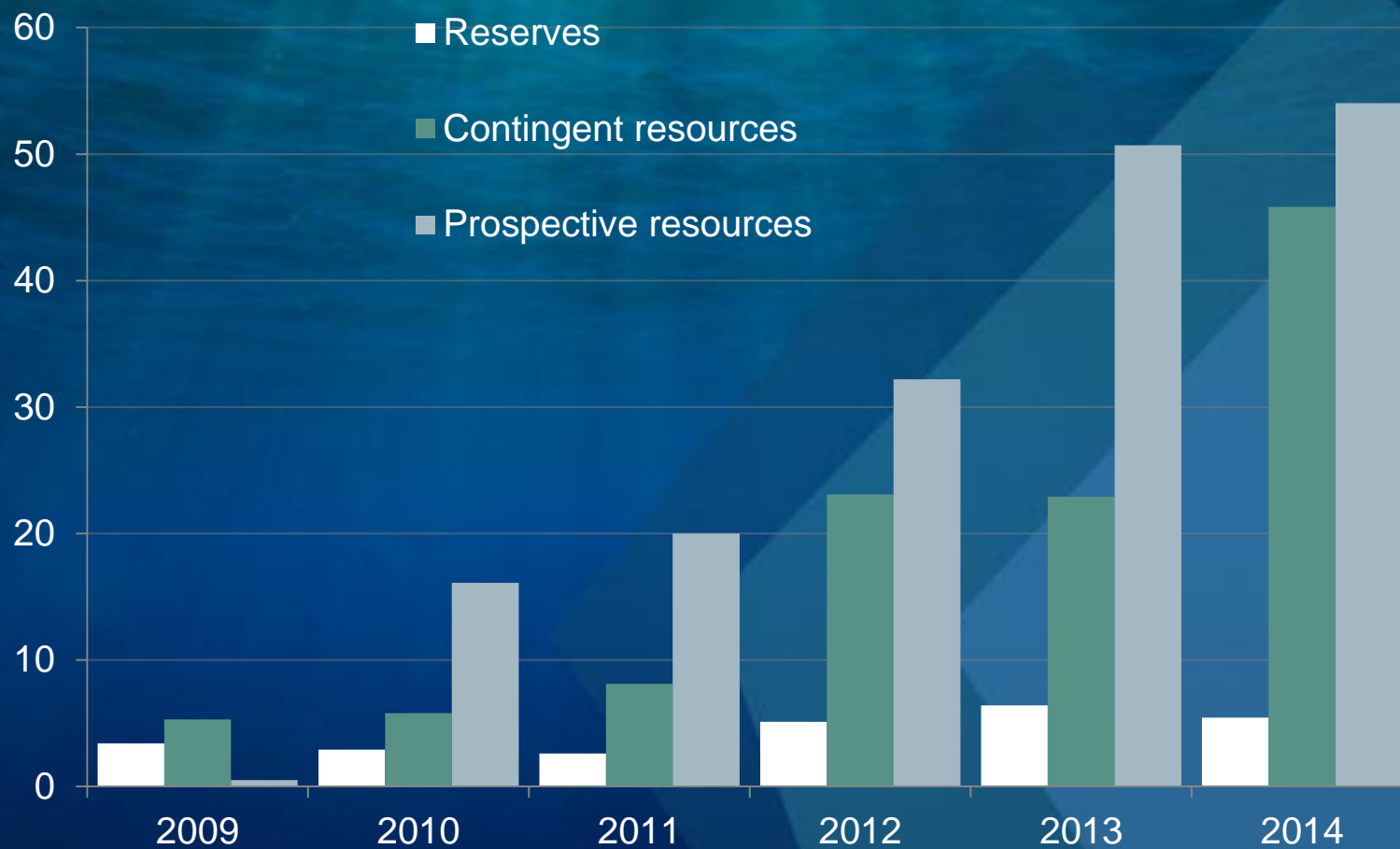
EXPLORATION		2015				2016				2017			
		1Q	2Q	3Q	4Q	1Q	2Q	3Q	4Q	1Q	2Q	3Q	4Q
NORWAY	PL705 NAPOLEON / SURNA							Possible Well					
	PL602 ROALD RYGG		Firm Well										
UK	P1610 MAGNOLIA / LIBERATOR											Possible Well	
	P1906 GREATER YORK										Possible Well		
	P2082 SKERRYVORE							Firm Well					
	P2126 AURORA											Contingent Well	
	P2128 ANDROMEDA									Contingent Well			



RESERVES (CPR NUMBERS)

ATLANTIC PETROLEUM

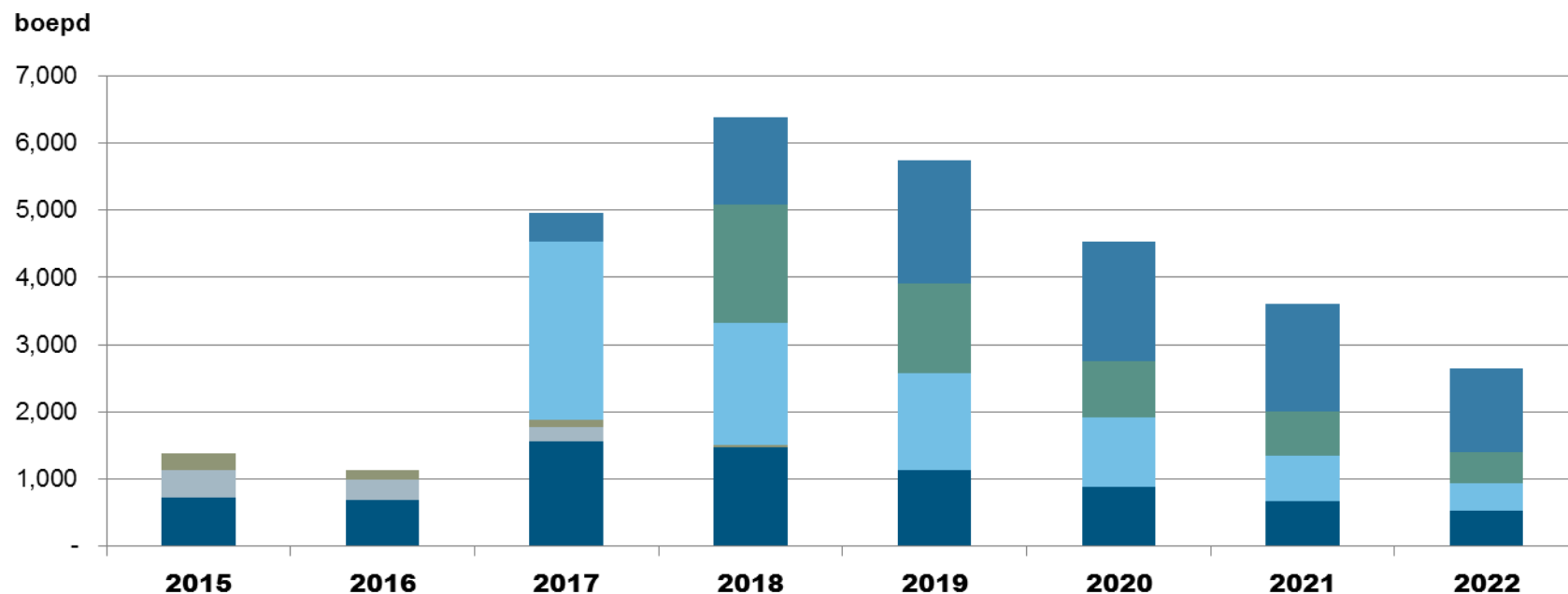
MMBoe



1) Source: Competent Person's Reports by Fugro Robertson (year 2009-2012) & GCA (year end 2013 & 2014)



POTENTIAL PRODUCTION PROFILE



The building blocks are in place for a mid-size NW Europe E&P company

THE OPPORTUNITY SET



ATLANTIC PETROLEUM

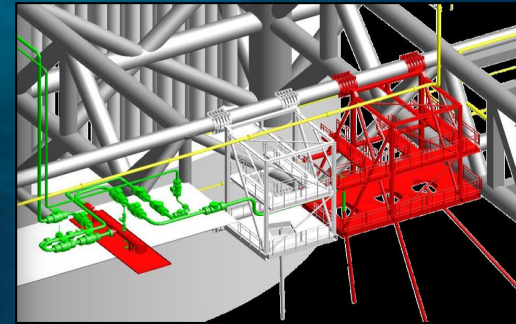
Development of current UK projects can deliver 5,000-7,000 boe/d production in 2017/18:

- Three oil projects – additional equity may be available to Atlantic Petroleum
- One oil with substantial gas project
- One gas project
- 2 projects are with Centrica as operator.
- The projects are early phase and will benefit from the falling cost of oilfield services

Current baseline **Production** of 1,500bopd from three UK fields operated by Centrica & Nexen

Substantial **Exploration** portfolio in Norway and UK SNS

- Current debt levels low (gross debt \$9mm)
- Demonstrated strong growth in reserves and resources over the past years
- Funding for opportunities will be key focus in 2015





ATLANTIC PETROLEUM

Q&A



ATLANTIC PETROLEUM

CONTACT

Headquarters, Faroe Islands

P/F Atlantic Petroleum
Yviri við Strond 4
P.O.Box 1228
Faroe Islands
Tel +298 350 100

Norway office, Bergen

Atlantic Petroleum Norge AS
Edvard Griegsvei 3c
5059 Bergen
Norway
Tel +47 9920 5989

UK office, London

Atlantic Petroleum (UK) Limited
26/28 Hammersmith Grove
London W6 7BA
United Kingdom
Tel +44 20 8834 1045

Ben Arabo, CEO

Tel +298 350 100

E-mail: ben.arabo@petroleum.fo

