

**PUBLIC COMPANY
“LITHUANIAN SHIPPING COMPANY”**



**Unaudited intermediate financial statement of Public
Company “Lithuanian Shipping Company” of the nine
month of 2007, prepared in accordance with the
International Financial Reporting standards**

AB "LIETUVOS JURU LAIVININKYSTE"
Financial Statements of 30 September 2007

EXPLANATORY NOTES

1. Accounting Policy

(a) **Basis of Accounting**

The Company's financial statements are prepared following IAS regulations, which came into force on the 1 of January 2007

The financial statements are prepared following accrual and going - concern principles of accounting. According to the accrual principle effect of transactions and other events is recognized when it appears, is registered in accounting entries and presented in the financial statements of the related periods.

The financial statements are prepared assuming that the Company does not have any intentions or requirements to liquidate or reduce significantly the scope of its operations.

(b) **Non-current Assets**

In the financial statements all economic resources that are at the disposal of the Company are recognized as assets if the Company expects to get a benefit from using the resources in future and if they have value which can be fairly evaluated.

In the financial statements non-current assets are stated at the actual acquisition value less accumulated depreciation. According to the Accounting Policy approved by the Board of Directors on the 18 of July 2001 all objects, the acquisition value of which is not less than 1 000 Lt and which are going to be used longer than one year, are attributed to non-current tangible assets. The liquidation value of the non-current tangible assets is 1 Lt, except ships "Akville", "Asta", "Audre" and "Daina" (liquidation value 9-9,5%), "Alka", "Skalva", "Clipper Eagle", "Clipper Falcon"(10%), "Romuva", "Voruta"(2%), "Svilas", "Staris"(9,5%) and administrative building (6,3%)

Depreciation is calculated starting from the first day of the next month after the beginning of assets exploitation and finishing the month when the assets are written off or sold and when the whole value of the used non-current assets (less liquidation value) is transferred into the cost of production (work, services). Depreciation is calculated on a straight - line basis.

The value of repairs of non-current tangible assets which do not improve useful features of assets for a few years (and these costs of repair will not earn revenue in the future) is included into expenses of that reporting period in which they were implemented.

The values of the assets are reviewed at each balance sheet date in order to estimate their impairment. If there are indications of impairment a recoverable amount is calculated. A recoverable amount is the higher of the asset's expected net realizable value and its value in use. Loss from impairment of assets is registered when the book value of the asset is higher than the recoverable amount. All impairment losses are registered in profit (loss) statement.

The ships are repaired periodically according to requirements of the classificatory companies: the class of the ship is confirmed every 5 years (SS) after repair, when 3 years pass after SS repair the dock repair is exercised. The Company writes off to expenses the charges of repairs to confirm the class of the ship during 3 years and the charges of dock repairs during 2 years.

(c) **Stocks**

Stocks are recorded at their actual purchase cost or their production cost and stated in the financial statements at the lower of cost and net realisable value.

When buying stocks from other persons their purchase cost is determined by adding all taxes related to purchase (customs duties, etc.), transportation, preparation and other direct expenses related to stocks purchase to acquisition price and subtracting discounts and other price reductions. Non significant amounts

(or if they are constant for a few periods) of above mentioned expenses can be recognized as expenses of the period when they are incurred.

(d) Cash and Cash Equivalents

Cash includes cash on hand and in bank. Cash equivalents comprise short-term (up to three months) liquid investments that are readily convertible to known amounts of cash and which are subject to an insignificant risk of changes in value.

In the Cash Flow Statement cash and cash equivalents include cash on hand, in bank and other short-term liquid investments.

(e) Provisions

Provisions are recognized only if the Company has a legal obligation or irrevocable undertaking as a result of past events and it is probable that an outflow of resources embodying economic benefits will be required for discharging a legal obligation or irrevocable undertaking, and a reliable estimate can be made of the amount of obligation. Provisions should be revised on each balance sheet date adjusting their value having regard to new events and circumstances. If the amount of provisions is materially affected by changes in the value of money, provisions should be discounted to their current value. When the discounting is used the increase of the provision is accounted as interest expenses.

(f) Foreign Currency

Transactions in foreign currency are registered in accounting in the national currency, litas, on the basis of the official rate of litas and the corresponding foreign currency announced by the Bank of Lithuania at the date of transaction, except for accrued income and expenses, which are registered at the official rate of litas and the corresponding foreign currency announced by the Bank of Lithuania at the last date of the accounting period.

Foreign currency entries of the balance sheet are stated on the basis of the official rate of litas and the corresponding foreign currency announced by the Bank of Lithuania at the date of the financial statements. Foreign currency entries include cash in foreign currency as well as all amounts receivable and payable in foreign currency.

Changes in currency entries, which are due to changes in the rate of litas and the corresponding foreign currency announced by the Bank of Lithuania and arise because of performed transactions in foreign currency or revaluation of previously registered foreign currency entries, are recognized as income or expenses of the accounting period to which they are related.

(g) Recognition of Income

The moment of providing services is recognized as the moment of earning income. Services are considered to be rendered if a buyer pays for them at once or without significant additional conditions takes on the responsibility to pay later (when both parties of the transaction sign the appropriate document: invoice, waybill, etc.) Money received as advance payment for services in accounting records are shown as an increase in the Company's liabilities to the buyers. In such case income is recognized only after rendering the services.

Income from other activities includes income from profit of sold non-current assets and other income.

(h) Recognition of Expenses

An indicator of cost of services provided is always related to services rendered in the accounting period. This indicator includes only those charges, which were made for providing services in the accounting period. In cases when it is impossible to relate charges of the reporting period to particular income and those charges will not earn income in the future, they are recognized as expenses of the period when they are incurred.

2. Organizational structure and main activity

AB "Lietuvos jūrų laivininkystė" (LJL) is a joint stock company, founded after restructuring AB "Lietuvos jūrų laivininkystė" (LISCO).

LJL was registered in the Company Register, the certificate No. 027245. The date of registration is 27 June 2001. The Company's code is 110865039. The address is Malūnininkų g.3, Klaipėda.

The Company's management bodies are the general meeting of shareholders, the council of members, the board of directors and the general director.

The main Company's activity is shipping and lease of ships.

At the end of the reporting period 568 employees (64 on shore and 504 on board) were working in the Company.

Balance sheet

B.1. Non-current intangible assets, thousand Lt

	Acquisition cost	Amortisation	Residual value
1, January 2007	299,4	288,6	10,8
Acquisitions	3,3	-	-
Amortisation		5,3	
30 September 2007	302,7	293,0	8,8

In March 2007 non – current intangible assets increased by 3,3 thousand Lt as a result of purchase of the software for server service

B.2. Ships, , thousand Lt

	Acquisition cost	Amortisation	Residual value
1, January 2007	342808,6	102765,8	240048,8
Acquisitions	66609,4		
Amortisation		20021,3	
Sold and written of assets (-)	-21218,7	-6246,4	-
30 September 2007	388199,3	109661,4	288361,2

In March 2007 the mvs "Deltuva" ("Clipper Eagle") and "Clipper Falcon" were purchased . The mv "Kapitonas Simkus " was sold in February, the mv "Kapitonas A. Lucka" in April, the mv "Kapitonas Kaminskas" in August, the mv "Mindaugas" in September.

B.3. Repairs of vessels

At the end of the financial period repairs charges that were recognized as assets – 4984,2 thousand Lt

The following amounts will be transferred to expenses 2007 – 2010 years.

B.4. Assets of deferred income tax

In 2007 year the Company has started applying a fixed tax on profit (and for the next ten years period). As a result profit tax basis has been changed. The deferred tax assets of 5216,1 thousand LT (31.12.2006) and deferred tax of 3583,2 thousand LT (31.12.2007) and the difference between them that was written into deferred tax expenses will be not used for the future reporting periods.

B.5. Inventories, thousand Lt

	2007-09-30	2006-09-30
Inventories	897,2	953,2

On 2007-09-30 thousand LT spare parts are 812,9 , on 2006-09-30 spare parts were 723,9 thousand LT:

B.6. Prepayments, thousand Lt

	2007-09-30	2006-09-30
Prepayments	4501,6	1332,1

The main part of advance payments until 30.09.2007 consists of the payments for repairs – 1594,1 thousand LT and the payments for technical supplies and services – 1482,8 thousand LT.

B.7. Other current assets, thousand Lt

	2007-09-30	2006-09-30
Current investments	-	0,7
Time deposits	20006,0	11696,8
Advance of profit and social taxes	144,0	940,7
Total :	20150,0	12638,2

B.8. Cash and cash equivalents 30 September 2007 was 298,5 thousand Lt this includes:

Cash in national currency in bank accounts	76,8
Cash in foreign currency in bank accounts	188,4
Cash in LJL's till in national currency	10,7
Cash in LJL's till in foreign currency	22,6
Total:	298,5

B.9. Financial debts thousand Lt

	2007-09-30	2006-09-30
Financial debts payable after one year	62460,3	39936,9
Financial debts payable within one year	4263,9	1537,3
Total:	66724,2	41474,2

Until 2007-09-30 financial debts increased because of the bank loans received in March for purchases of the mvs "Deltuva" ("Clipper Eagle") and "Clipper Falcon". The bank loans were provided by AB SEB " Vilniaus bankas ".

Profit (loss) statement

P.10. Income, thousand Lt

	2007-09-30	2006-09-30
Sales (revenue)	69568,7	78805,9

The income decreased in 2007 year due to the following reasons:

- decreased working days of vessels on hire;
- USD currency exchange rate for the nine month was less than in 2006 year (55 % of the company income was earned in USD currency).

At the end of financial period of 2007 all vessels were employed under long term time charter parties.

P.11. Cost of sales, thousand Lt

	2007-09-30	2006-09-30
Depreciation	20559,9	18461,9
Salaries and social insurance	10695,6	11057,0
Day allowance and food for sailors	7424,9	7467,7
Repair expenses	5680,6	6236,9
Broker and address committee	1915,2	2280,5
Insurance	3685,3	3797,1
Various port charges and taxes	101,3	121,9
Spare parts and materials	5842,6	5749,5
Journeys (changing crew) and transport	1132,4	765,8
Diesel and fuel oil	284,7	253,8
Lubricants (various)	2191,5	1815,5
Funkcional expenses	5832,8	2881,2
Other	4458,5	3151,8
Total :	69805,3	64085,6

The increase of depreciation on 2007-09-30 (as compared with 2006 year) was caused by the purchase of two high-priced vessels in March 2007. Cost of sales has been increased as a result of average damages and repairs and increased vessel main engines maintenance costs.

P.12. Operational expenses, thousand Lt

	2007-09-30	2006-09-30
Salaries and social insurance	2713,5	3052,4
Business trips expenses	301,1	343,8
Depreciation	264,1	294,4
Premise maintenance	38,7	54,2
Insurance	44,4	41,6
Transportation expenses	47,3	57,9
Business maintenance expenses	114,0	106,1
Repair	14,2	16,0
Connection	167,7	139,0
Advertising and selling expenses	16,6	19,9
Bank services	129,8	107,4
Taxes	54,9	42,2
Consultations, legal and audit services	79,5	22,4
Other	150,8	357,0
Total :	4136,6	4654,3

P.13. Other activities

On 2007-09-30 other activities income was of 28964,7 thousand LT including income for four sold vessels – 28833,9 thousand LT. On 2006-09-30 other activities income was of 7876,2 thousand LT including income for two sold vessels – 7699,4 thousand LT.

P. 14 Financing and investing activities expenses.

On 30.09.2007 the financing and investing activities expenses were 2891,0 thousand LT. This amount is the interest paid under bank loan agreements for vessel purchases. On 30.09.2007 the financing and investing activities expenses were 1455,2 thousand LT including 1455,22 thousand LT of the interest paid under bank loan agreements.

P.15. Profit per share, thousand Lt

Profit per share was calculated dividing the profit which belonged to the shareholders 22893,0 thousand Lt by the amount of ordinary shares at the end of the period 200 901 296 shares.

Cash flow statement

On 2007-09-30 cash flows increased by 6690,2 thousand LT as compared with beginning of the reported year. Insignificant increase has been caused by the difference between the purchases of two vessels in March and the money received for the four sold vessels . The purchased vessels were partly paid from the Company own funds.

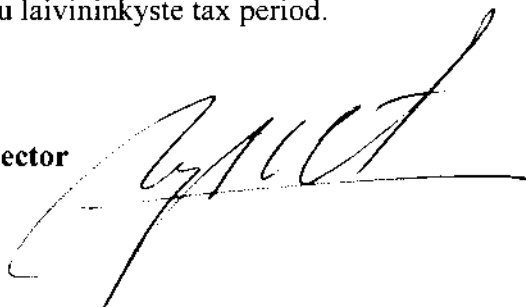
Statement of changes in equity

On 2007-09-30 the company equity was of 244041,1 thousand Lt. The company equity creased by 21743,5 thousand Lt as compared with the beginning of the reported year because of received cash profit.

Fixed tax on profit

Following the changes and supplements of May 3, 2007 in the Republic of Lithuania law on tax AB Lietuvos juru laivininkyste have chosen to apply fixed tax on profit when reporting about the current and next periods of profits that are subject to tax. The basis of fixed tax on profit is calculated per each 100 NT of a sea vessel applying fixed amount per a day and the result is multiplying by number of days of the AB Lietuvos juru laivininkyste tax period.

General director



Vytautas Vismantas

AB "Lietuvos jūrų laivininkystė"

(enterprise name)

110865039, Malūnininkų g.3, LT-92264 Klaipėda

(enterprise identification number, address, other information)

APPROVED

by General meeting of shareholders

Minutes No.....

of , 200..

BALANCE SHEET as of 30 September 2007

(date of formation of financial statements)

2007.01.01 - 2007.09.30

(reporting date)


LTL

(currency of financial statement)

	ASSETS	Note, No	30 September 2007	31 December 2006
A.	NON-CURRENT ASSETS		293.674.246	257.258.660
I.	INTANGIBLE ASSETS	B.1.	8.824	10.838
I.1.	Development work			
I.2.	Goodwill			
I.3.	Licenses and patents			
I.4.	Computer software		8.824	10.838
I.5.	Other intangible assets			
II.	TANGIBLE ASSETS		293.665.422	252.031.734
II.1.	Land			
II.2.	Buildings and constructions		3.404.584	3.447.386
II.3.	Machinery		3.232.267	2.542.614
II.4.	Vehicles and other transport means		265.804	384.242
II.5.	Ships	B.2.	281.551.663	240.042.755
II.6.	Repairs	B.3.	4.984.218	5.436.101
II.7.	Other tangible assets		226.886	178.636
III.	FINANCIAL ASSETS			
III.1.	Investments in subsidiaries and associates			
III.2.	Loans to subsidiaries and associates			
III.3.	Amounts receivable after one year			
III.4.	Other financial assets			
IV.	ASSETS OF DEFERRED INCOME TAX	B.4.	0	5.216.088
B.	CURRENT ASSETS		27.349.534	16.008.690
I.	INVENTORIES PREPAYMENTS and CONTRACTS IN PROGRESS		5.398.786	1.649.229
I.1.	Inventories	B.5.	897.219	813.198
I.1.1.	Raw materials and components		897.219	813.198
I.1.2.	Work in progress			
I.1.3.	Finished goods			
I.1.4.	Goods for resale			
I.2.	Prepayments	B.6.	4.501.567	836.031
I.3.	Contracts in progress			
II.	AMOUNTS RECEIVABLE WITHIN ONE YEAR		1.502.275	745.204
II.1.	Trade amounts receivable		1.228.109	545.201
II.2.	Receivable from subsidiaries and associates			
II.3.	Other amounts receivable		274.166	200.003
III.	OTHER CURRENT ASSETS	B.7.	20.149.955	13.299.968
III.1.	Current investments		0	350
III.2.	Time deposits		20.005.955	13.299.618
III.3.	Other current assets		144.000	
IV.	CASH and CASH EQUIVALENTS	B.8.	298.518	314.289
	TOTAL ASSETS :		321.023.780	273.267.350

	EQUITY AND LIABILITIES	Note No	30 September 2007	31 December 2006
C.	EQUITY		244.041.137	222.297.639
I.	CAPITAL		200.901.296	200.901.296
I.1.	Authorised (subscribed)		200.901.296	200.901.296
I.2.	Subscribed uncalled share capital (-)			
I.3.	Share premium			
I.4.	Own shares (-)			
II.	REVALUATION RESERVE (RESULTS)			
III.	REZERVES		20.246.868	10.081.591
III.1.	Legal reserve		10.467.329	9.901.591
III.2.	Reserve for acquiring own shares			
III.3.	Other reserves		9.779.539	180.000
IV.	RETAINED PROFIT (LOSSES)		22.892.973	11.314.752
IV.1.	Profit (loss) of the reporting year		22.892.973	11.314.752
IV.2.	Profit (loss) of the previous year			
D.	GRANTS and SUBSIDIES			
E.	AMOUNTS PAYABLE and LIABILITIES		76.982.643	50.969.711
I.	NON - CURRENT AMOUNTS PAYABLE AND LIABILITIES		62.460.262	33.603.164
I.1.	Financial debts	B.9.	62.460.262	30.020.006
I.1.1.	Leases and similar obligations			
I.1.2.	To credit institutions		62.460.262	30.020.006
I.1.3.	Other financial debts			
I.2.	Trade amounts payable			
I.3.	Amounts received in advance			
I.4.	Provisions			
I.4.1.	For covering liabilities and demands			
I.4.2.	For pensions and similar obligations			
I.4.3.	Other provisions			
I.5.	Deferred taxes		0	3.583.158
I.6.	Other amounts payable and non-current liabilities			
II.	CURRENT AMOUNTS AND LIABILITIES		14.522.381	17.366.547
II.1.	Current portion of non-current debts			
II.2.	Financial debts	B.9.	4.263.912	9.494.232
II.2.1.	To credit institutions		4.263.912	9.494.232
II.2.2.	Other debts			
II.3.	Trade amounts payable		3.365.791	1.261.002
II.4.	Amounts received in advance		2.002.969	988.110
II.5.	Profit tax liabilities		84.453	2.067.302
II.6.	Liabilities related to employment relations		2.707.807	2.340.749
II.7.	Provisions		1.265.245	755.109
II.8.	Other amounts payable and current liabilities		832.204	460.043
	TOTAL EQUITY AND LIABILITIES :		321.023.780	273.267.350

General Director



Vytautas Vismantas

AB "Lietuvos jūrų laivininkystė"

(enterprise name)

110865039, Malūnininkų g.3, LT-92264 Klaipėda

(enterprise identification number, address, other information)

APPROVED

by General meeting of shareholders

Minutes No.....

of, 200..

PROFIT(LOSS) STATEMENT as of 30 September, 2007

2007.01.01 - 2007.09.30


(reporting period)

LTL

(currency of financial statement)

No.	Items	Note No	30 september, 2007	30 september, 2006
I.	SALES REVENUE	P.10.	69.568.668	78.805.871
II.	COST OF SALES	P.11.	69.805.301	64.085.596
III.	GROSS PROFIT (LOSS)		-236.633	14.720.275
IV.	OPERATING COSTS	P.12.	4.136.644	4.654.279
IV.1.	Sales		14.473	19.879
IV.2.	General and administrative		4.122.171	4.634.400
V.	OPERATING PROFIT (LOSS)		-4.373.277	10.065.996
VI.	OTHER ACTIVITIES		28.529.891	7.799.895
VI.1.	Income	P.13.	28.964.706	7.876.164
VI.2.	Expenses		434.815	76.269
VII.	FINANCING AND INVESTING ACTIVITIES		419.128	-767.043
VII.1.	Income		3.310.091	688.118
VII.2.	Expenses	P.14.	2.890.963	1.455.161
VIII.	PROFIT(LOSS) FROM ORDINARY ACTIVITIES		24.575.742	17.098.848
IX.	EXTRAORDINARY GAIN			
X.	EXTRAORDINARY LOSSES			
XI.	PROFIT (LOSS) BEFORE TAXATION		24.575.742	17.098.848
XII.	PROFIT TAX		1.682.769	3.170.460
XIII.	NET PROFIT (LOSS)		22.892.973	13.928.388
XIV.	PROFIT PER SHARE	P.15.	0,114	0,069

General Director



Vytautas Vismantas

AB "Lietuvos jūrų laivininkystė"

(enterprise name)

110865039, Malūnininkų g.3, LT-92264 Klaipėda

(enterprise identification number, address, other information)

CASH FLOW STATEMENT as of 30 September, 2007

2007.01.01 - 2007.09.30

(reporting period)

APPROVED

by General meeting of shareholders

Minutes No.....

of, 200...

LTL

(currency of financial statement)

No.	Items	Note No	30 september, 2007	30 september, 2006
I.	Cash flows from operating activities			
I.1.	Net profit (loss)		22.892.973	13.928.388
I.2.	Depreciation and amortisation expenses		20.824.066	18.756.253
I.3.	Decrease (increase) in amounts receivable after one year			
I.4.	Decrease (increase) in inventories		-84.021	-490.476
I.5.	Decrease (increase) in advance payments received		-3.665.535	260.408
I.6.	Decrease (increase) in contracts in progress			
I.7.	Decrease (increase) in trade receivables		-682.908	-1.321.512
I.8.	Decrease (increase) in amounts receivable from subsidiaries and associates			
I.9.	Decrease (increase) in other amounts receivable		-74.163	-40.676
I.10.	Decrease (increase) in other current assets		-144.000	-940.662
I.11.	Increase (decrease) in non-current payables to suppliers and advance payments received			
I.12.	Increase (decrease) in payables to suppliers and advance payments received		3.119.649	-937.928
I.13.	Increase (decrease) in payable profit tax		-1.982.849	2.246.703
I.14.	Increase (decrease) in liabilities to employees		367.057	960.964
I.15.	Increase (decrease) in provision		2.143.065	113.132
I.16.	Increase (decrease) in other amounts payable and liabilities		372.161	-280.876
I.17.	Elimination of results of financing and investing activities		1.120.046	4.999
	Net cash flows from operating activities		44.205.541	32.258.717
II.	Cash flows from investing activities			
II.1.	Acquisition of non-current assets (excluding investment)		-68.504.617	-43.853.617
II.2.	Transfer of non-current assets (excluding investment)		6.048.878	6.905.293
II.3.	Acquisition of long-term investments			
II.4.	Transfer of long-term investments			
II.5.	Loans granted			
II.6.	Loans recovered			
II.7.	Dividends and interest received			
II.8.	Other increase in cash flows from investing activities			
II.9.	Other decrease in cash flows from investing activities			
	Net cash flows from investing activities		-62.455.739	-36.948.324
III.	Cash flows from financing activities			
III.1.	Cash flows related to the owners of enterprise:			
III.1.1.	Issue of shares		-1.120.046	-4.999
III.1.2.	Owner's contributions to cover losses			
III.1.3.	Purchase of own shares			
III.1.4.	Dividends paid		-1.120.046	-4.999

No.	Items	Note No	30 september, 2007	30 september, 2006
III.2.	Cash flows related to other financing sources		27.209.936	7.468.334
III.2.1.	Increase in financial debts		48.540.300	17.954.560
III.2.1.1	Loans received		48.540.300	17.954.560
III.2.1.2	Issue of bonds			
III.2.2.	Decrease in financial debts		-21.330.364	-10.486.226
III.2.2.1	Loans received		-17.526.449	-9.176.516
III.2.2.2	Issue of bonds		-3.803.915	-1.309.710
III.2.2.3	Interest paid			
III.2.2.4	Payments of lease (financial lease) liabilities			
III.2.3.	Increase in other enterprise liabilities			
III.2.4.	Decrease in other enterprise liabilities			
III.3.	Other increase in cash flows from financial activities		1.756.360	411624
III.4.	Other decrease in cash flows from financial activities			
	Net cash flows from financing activities		27.846.250	7.874.959
IV.	Cash flows from extraordinary items		0	0
IV.1.	Increase in cash flows from extraordinary items			
IV.2.	Decrease in cash flows from extraordinary items			
V.	The effects of changes in foreign exchange rates on the balance of cash and cash equivalents		-2.905.835	-411.625
VI.	Net increase (decrease) in cash flows		6.690.217	2.773.727
VII.	Cash and cash equivalents at the beginning of period		13.614.257	9.235.550
VIII.	Cash and cash equivalents at the end of period		20.304.474	12.009.277

General Director



Vytautas Vismantas

AB "LIETUVOS JŪRŲ LAIVININKYSTĖ"
(enterprise name)

110865039 Malūnininkų 3 LT-92264 Klaipėda
(enterprise identification number, address, other information)

Approved
By General meeting of shareholders
Minutes No.
of2007


STATEMENT OF CHANGES IN EQUITY
as of 30 September, 2007

01.01.2007-30.09.2007
(reporting period)

LTL
(currency of financial statements)

	Paid share capital	Reserves provided by law		Other reserves	Retained earnings (losses)	Total
		Legal reserves	Acquisition of own shares			
Balance as of 31 December 2005	200 901 296	25 947 313		510 000	-16 375 722	210 982 887
Net profit (loss)					11 314 752	11 314 752
Dividends						
Formed reserves				180 000	-180 000	
Used reserves		-16 045 722		-510 000	16 555 722	
Balance as of 31 December 2006	200 901 296	9 901 591		180 000	11 314 752	222 297 639
Net profit (loss)					22 892 973	22 892 973
Dividends					-1 149 475	-1 149 475
Formed reserves		565 738		9 779 539	-10 345 277	
Used reserves				-180 000	180 000	
Balance as of 30 September 2007	200 901 296	10 467 329		9 779 539	22 892 973	244 041 137

General director



Vytautas Vismantas