

**Preliminary Final Terms dated 08 November 2007**

**Dexia Banque Internationale à Luxembourg**

Issue of DKK X,XXX,XXX,XXX Notes Linked to the spread between the 20- and 2 years Euro  
Constant Maturity Swap rates and a Basket of 20 Equities

due 7 December 2015

**under the EUR 10,000,000,000**

**Euro Medium Term and Undated Note Programme**

The Notes are offered to the public in Denmark for subscription the 27 and 28 November 2007,  
save in case of early termination due to oversubscription.

**PART A – CONTRACTUAL TERMS**

Terms used herein shall be deemed to be defined as such for the purposes of the Conditions set forth in the Prospectus dated December 14, 2006 which constitutes a base prospectus for the purposes of the Prospectus Directive (Directive 2003/71/EC) (the "Prospectus Directive"). This document constitutes the Final Terms of the Notes described herein for the purposes of Article 5.4 of the Prospectus Directive and must be read in conjunction with such Prospectus. Full information on the Issuer and the offer of the Notes is only available on the basis of the combination of these Final Terms and the Prospectus. The Prospectus is available for inspection at the office of the Agent and the office of the Issuer.

The issue is not a tap issue. There will not be any other Tranche under this Issue.

<b>1</b>	Issuer:	Dexia Banque Internationale à Luxembourg, société anonyme
<b>2</b>	(i) Series Number:	1880
	(ii) Tranche Number:	1
<b>3</b>	Specified Currency or Currencies:	Danish Kroner ("DKK")

<b>4</b>	Aggregate Nominal Amount:	<p>Minimum DKK 25,000,000</p> <p>The issuer has the right to cancel the issue if it is not possible to achieve a minimum volume for this specific issue of DKK 25,000,000.</p> <p>Maximum DKK 2,000,000,000</p> <p>If the issue is oversubscribed the issuer reserves the right to reduce and allot the bonds acting to its free judgement in aiming a fair and appropriate spreading of the bonds in that way that the total issue amount reached is DKK 2,000,000,000</p>
<b>5</b>	Issue Price:	100.15 per cent of the Aggregate Nominal Amount
<b>6</b>	Specified Denominations:	DKK 10,000
<b>7</b>	Issue Date:	6 December 2007
<b>8</b>	Maturity Date:	7 December 2015
<b>9</b>	Interest Basis:	Floating Rate Interest (see paragraphs below and Appendix 1)
<b>10</b>	Redemption/Payment Basis:	DKK 10,000 per Note of DKK 10,000
<b>11</b>	Change of Interest or Redemption/Payment Basis:	Not Applicable
<b>12</b>	Put/Call Options:	Not Applicable
<b>13</b>	Status of the Notes:	Senior
<b>14</b>	Method of distribution:	Non-syndicated

**PROVISIONS RELATING TO INTEREST (IF ANY) PAYABLE**

<b>15</b>	<b>Fixed Rate Note Provisions</b>	Not Applicable
<b>16</b>	<b>Floating Rate Note Provisions</b>	Applicable
	(i) Interest Period(s):	One year
	(ii) Specified Interest Payment Dates:	6 December each year, commencing on the 6 December 2008 and up to and including the Maturity Date
		The bonds carry no accrued interests upon trading before maturity date
	(iii) Business Day Convention:	Modified Following Business Day Convention
		Business Days are according to the TARGET System and Copenhagen Business Days (days on which commercial banks and foreign exchange markets settles payments in DKK)
	(iv) Business Centre(s):	Copenhagen, TARGET

(v) Manner in which the Rate(s) of Interest is/are to be determined:	<p>The applicable interest rate for year j will be determined in arrears by the Calculation Agent in accordance with the following formula:</p> $\text{Coupon (j)} = \text{Max}[ 3.00\%; \text{Leverage} \times \text{Spread(j)}; \text{Basket Performance(j)} ]$ <p><math>j = 1, 2, \dots, 8</math></p> <p>Where:</p> <p>Leverage will be fixed the 29 November 2007 according to the market conditions that day. If it is not possible to achieve a minimum Leverage of 3.25, the issue will be cancelled. An indicative level of the Leverage is 4 as of 5 November 2007.</p> <p>Spread(j) is specified in subparagraph (vii) below and Basket Performance(j) is specified in Appendix 1</p>
(vi) Party responsible for calculating the Rate(s) of Interest and Interest Amount(s) (if not the Calculation Agent):	Dexia Banque Internationale à Luxembourg, société anonyme, 69 route d'Esch, L-2953 Luxembourg
(vii) Screen Rate Determination:	Applicable
- Reference Rate:	<p>The spread in year j is calculated as follows:</p> $\text{Spread(j)} = \text{EURCMS20Y(j)} - \text{EURCMS2Y(j)}$ <p><math>j = 1, 2, \dots, 8</math></p> <p>Where:</p> <p>EURCMS20Y is the Euro Constant Maturity Swap rate expressed as a percentage for a period of 20 years (with a EURIBOR basis)</p> <p>EURCMS2Y is the Euro Constant Maturity Swap rate expressed as a percentage for a period of 2 years (with a EURIBOR basis)</p>
- Interest Determination Date(s):	Ten TARGET business days prior to each coupon payment
- Relevant Screen Page:	Reuters page ISDAFIX2 as at 11:00 AM Frankfurt time
(viii) ISDA Determination:	Not Applicable
(ix) Margin(s):	Not Applicable
(x) Minimum Rate of Interest:	3 per cent per annum
(xi) Maximum Rate of Interest:	Not Applicable
(xii) Day Count Fraction:	30/360 (Non Adjusted)

	(xiii) Fall back provisions, rounding provisions, denominator and any other terms relating to the method of calculating interest on Floating Rate Notes, if different from those set out in the Conditions:	Not Applicable
<b>17</b>	<b>Zero Coupon Note Provisions</b>	Not Applicable
<b>18</b>	<b>Index Linked Interest Note/other variable-linked interest Note Provisions</b>	Applicable. See Appendix 1
<b>19</b>	<b>Dual Currency Note Provisions</b>	Not Applicable
<b>PROVISIONS RELATING TO REDEMPTION</b>		
<b>20</b>	<b>Call Option</b>	Not Applicable
<b>21</b>	<b>Put Option</b>	Not Applicable
<b>22</b>	<b>Final Redemption Amount of each Note</b>	DKK 10,000 per Note of DKK 10,000
<b>23</b>	<b>Early Redemption Amount</b>	Not Applicable
	Early Redemption Amount(s) of each Note payable on redemption for taxation reasons or on event of default or other early redemption and/or the method of calculating the same (if required or if different from that set out in the Conditions):	
<b>GENERAL PROVISIONS APPLICABLE TO THE NOTES</b>		
<b>24</b>	Form of Notes:	Bearer Notes The Notes are electronically registered in the Danish Clearing System Værdipapircentralen and are negotiable instruments not subject to any restrictions of the free negotiability within Denmark
<b>25</b>	Financial Centre(s) or other special provisions relating to payment dates:	Not Applicable
<b>26</b>	Talons for future Coupons or Receipts to be attached to Definitive Notes (and dates on which such Talons mature):	No

<b>27</b>	Details relating to Partly Paid Notes: amount of each payment comprising the Issue Price and date on which each payment is to be made [and consequences (if any) of failure to pay, including any right of the Issuer to forfeit the Notes and interest due on late payment]:	Not Applicable
<b>28</b>	Details relating to Instalment Notes: amount of each instalment, date on which each payment is to be made:	Not Applicable
<b>29</b>	Redenomination, renominatisation and reconventioning provisions:	Not Applicable
<b>30</b>	Consolidation provisions:	Not Applicable
<b>31</b>	Other final terms:	Not Applicable
<b>32</b>	Governing law:	English
<b>DISTRIBUTION</b>		
<b>33</b>	If syndicated, names and addresses of Managers and underwriting commitments:	Not Applicable
<b>34</b>	If non-syndicated, name and address of Dealer:	Forstædernes Bank A/S, Kalvebod Brygge 47, DK-1560 København V
<b>35</b>	Total commission and concession:	Commission and fee based on a total issue amount of DKK 100,000,000 is  Subscription fee: approximately 0.88%. Arrangement fee: approximately 0.16%. Marketing costs: approximately 0.08%. Cost to the OMX Nordic Exchange Copenhagen A/S: approximately 0.04%
<b>36</b>	Additional Selling Restrictions:	Not Applicable

## RESPONSIBILITY

The Issuer accepts responsibility for the information contained in these Final Terms. Signed on behalf of the Issuer:

By: .....  
Duly authorised

## **PART B – OTHER INFORMATION\***

### **1 LISTING AND ADMISSION TO TRADING**

Listing: OMX Nordic Exchange Copenhagen A/S  
Application has been made for the Notes to be admitted to trading and official listing on the OMX Nordic Exchange Copenhagen A/S with effect from 6 December 2007

### **2 RATINGS**

Ratings: The Notes being issued under the Programme generally been rated:  
S & P: AA  
Moody's: Aa1

### **3 INTERESTS OF NATURAL AND LEGAL PERSONS INVOLVED IN THE ISSUE**

“So far as the Issuer is aware, no person involved in the offer of the Notes has an interest material to the offer.”

### **4 OPERATIONAL INFORMATION**

Intended to be held in a manner which would allow Eurosystem eligibility No

ISIN Code: DK0030068085

Common Code: 03006808

Any clearing system(s) other than Euroclear Bank S.A./N.V. as operator of the Euroclear System and Clearstream Banking, société anonyme and the relevant identification number(s): The Danish Clearing System Værdipapircentralen. Settlement, purchase and sale transactions take place on a registration against payment basis three business days after the transaction date. Transfer or ownership and registration of rights to the Notes will be made in accordance with the rules of Værdipapircentralen

Delivery: Delivery against payment.  
The bonds carry no accrued interests upon trading before maturity date.

Names and addresses of additional Paying Agent(s) (if any): On behalf of the issuer Dexia Banque Internationale à Luxembourg, société anonyme Dexia Bank Danmark A/S, Grønningen 17, 1270 Copenhagen K, Denmark is acting as Paying Agent in the Danish Clearingsystem Værdipapircentralen (VP)

Name and address of Calculation Agent (if any): Dexia Banque Internationale à Luxembourg, société anonyme, 69 route d'Esch, L-2953 Luxembourg

**5**

**GENERAL**

Euro xxxxxxxxxxxxxxxx

The aggregate principal amount of Notes issued has been translated into Euro at the rate of x.xxxx producing a sum of :

Applicable TEFRA exemption:

D Rules

Funding Level

The standard funding level payable by Dexia Banque Internationale à Luxembourg S.A. on notes issued under the EMTN Programme is 3 months Euribor – 12 bps.

## Appendix 1

The maturity of the note is 8 years. It delivers a coupon once a year on 6 December according to the following business day convention, i.e. in total 8 coupons.

The coupons are variable and linked to:

- 1) The spread between the 20 years Euro Constant Maturity Swap Rate and the 2 years Euro Constant Maturity Swap Rate (see below)
- 2) The performance of a basket of 20 equities (see below)

The variable coupons are fixed ten business days prior to each coupon payment according to the Modified Following Business Day Convention.

The Coupon in year j is calculated as:

$$\text{Coupon}(j) = \text{Max}[ 3\%; \text{Leverage} \times \text{Spread}(j); \text{Basket Performance}(j) ]$$

$$j = 1, 2, \dots, 8$$

Where:

$$\text{Spread}(j) = \text{EURCMS20Y}(j) - \text{EURCMS2Y}(j)$$

EURCMS20Y is the 20 years Euro Constant Maturity Swap Rate

EURCMS2Y is the 2 years Euro Constant Maturity Swap Rate

$$\text{Basket Performance}(j) = \frac{1}{20} \sum_{i=1}^{20} (\text{Performance Equity}(i,j) )$$

$$\text{Performance Equity}(i,j) = \text{Min} \left[ \text{Cap}; \frac{\text{Equity}(i,j) - \text{Equity}(i,0)}{\text{Equity}(i,0)} \right]$$

Equity(i,0) is the Official Closing Price of equity i, i = 1, 2, ..., 20 (see below) on the 30 November 2007

Equity(i,j) is the Official Closing Price of equity i, i = 1, 2, ..., 20 ten business days prior to the coupon payment in year j, j = 1, 2, ..., 8

The Leverage and the Cap will be fixed the 29 November 2007 according to the market conditions that day. If it is not possible to achieve a minimum Leverage of 3.25 and a minimum Cap of 7%, the issue will be cancelled. An indicative level of the Leverage and the Cap is 4 and 9% as of 5 November 2007.



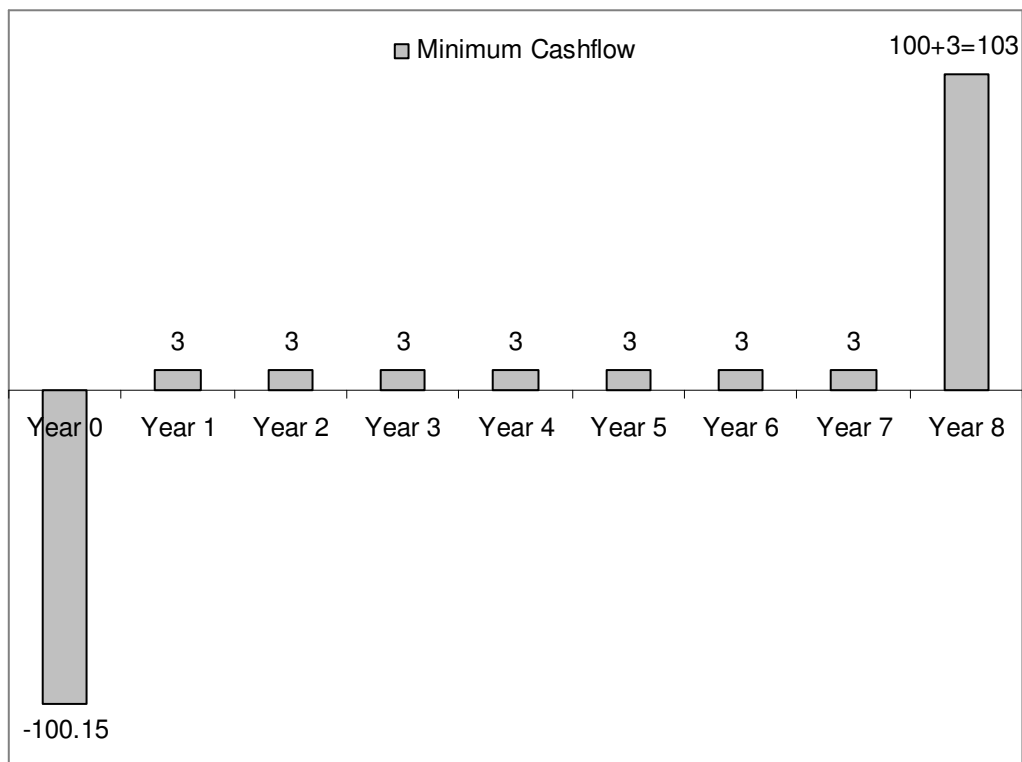
<u>Equities</u>	<u>Bloomberg Ticker</u>
1. BNP PARIBAS	BNP FP
2. TOTAL	FP FP
3. E.ON	EOA GY
4. UNICREDITO ITALIANO	UC IM
5. AT&T INC	T UN
6. AMERICAN INTERNATIONAL GROUP	AIG UN
7. GENERAL ELECTRIC CO	GE UN
8. PROCTER & GAMBLE CO	PG UN
9. NESTLE SA-REG	NESN VX
10. CREDIT SUISSE GROUP-REG	CSGN VX
11. ROCHE HOLDING AG-GENUSSCHEIN	ROG VX
12. HOLCIM LTD-REG	HOLN VX
13. SHIN-ETSU CHEMICAL CO LTD	4063 JT
14. CANON INC	7751 JT
15. TOKYO ELECTRIC POWER CO INC	8035 JT
16. FANUC LTD	6954 JT
17. ROYAL BANK OF SCOTLAND GROUP	RBS LN
18. VODAFONE GROUP PLC	VOD LN
19. BP PLC	BP/ LN
20. GLAXOSMITHKLINE PLC	GSK LN

The Final Redemption Amount per Specified Denomination payable on the Maturity Date, i.e. 7 December 2015, is DKK 10,000.

For examples of the coupon calculation see Appendix 4 and for further information of the underlying Spread and the 20 equities see Appendix 5.

The definitions and provisions contained in the 2000 ISDA Definitions (the “2000 Definitions”) and in the 2002 ISDA Equity Derivatives Definitions (the “Equity Definitions”, and together with the 2000 Definitions, the “Definitions”), in each case as published by the International Swaps and Derivatives Association, Inc. are incorporated into this Pricing Supplement. In the event of any inconsistency between the 2000 Definitions and the Equity Definitions, the Equity Definitions will govern. In the event of any inconsistency between the Definitions and this Pricing Supplement, this Pricing Supplement will govern.

## Appendix 2



Below the indicative Present Value (PV) of the different components of the note is calculated as of the 7 November 2007:

8Y Zero Coupon Bond	69.66
8 Coupons of 3% p.a.	19.71
Total Commission and Concession (Part A, paragraph 35)	1.16
Option Part	9.62
Issue Price	100.15

## **Appendix 3**

### **Name**

The name of the bond is FB Hybrid 2007/2015

### **Subscription Period**

The offering period is 27 and 28 November 2007

### **Selling**

The selling will take place through:

Forstædernes Bank  
Kalvebod Brygge 47  
1560 Copenhagen V  
Denmark

### **Risks**

#### **Credit risk**

Investor takes a risk on the Issuer, Dexia Banque Internationale à Luxembourg S.A., ability to meet its obligations at any time. See the ratings of Dexia Banque Internationale à Luxembourg S.A. in part B, paragraph 2.

#### **Liquidity and market risk**

Prior to maturity the value of the product can fluctuate due to changes in the market conditions. The issuer's obligation to repay the capital is only valid at maturity. Before those dates, the value of the Note evolves in a non-linear way, taking into account market parameters in force on the valuation date.

If the Note is sold before the maturity date, the issuer neither undertakes to repay the full nominal amount nor to pay any minimum income as stipulated in these terms and conditions. For secondary market trading of the Notes there is 3 days' settlement.

The issuer has no obligation to establish a secondary market for trading of the Notes on the OMX Nordic Exchange Copenhagen A/S.

#### **Currency risk**

The note is issued and redeemed in DKK.

## Appendix 4:

Below there are some examples of the coupon calculation.

	Example 1			Example 2			Example 3			Example 4		
	Equity Basket Performance	Spread	Coupon	Equity Basket Performance	Spread	Coupon	Equity Basket Performance	Spread	Coupon	Equity Basket Performance	Spread	Coupon
Year 1	8,35%	0,50%	8,35%	5,85%	0,30%	5,85%	-2,36%	0,50%	3,00%	-4,58%	0,30%	3,00%
Year 2	9,00%	0,80%	9,00%	6,36%	0,50%	6,36%	-4,87%	0,80%	3,20%	-8,34%	0,30%	3,00%
Year 3	8,16%	1,10%	8,16%	7,15%	0,60%	7,15%	1,58%	1,10%	4,40%	-7,91%	0,40%	3,00%
Year 4	7,72%	1,40%	7,72%	8,35%	0,70%	8,35%	4,87%	1,30%	5,20%	-3,27%	0,35%	3,00%
Year 5	6,14%	1,55%	6,20%	7,32%	0,60%	7,32%	5,84%	1,10%	5,84%	-0,52%	0,30%	3,00%
Year 6	5,34%	1,90%	7,60%	7,09%	0,70%	7,09%	6,53%	1,10%	6,53%	0,98%	0,40%	3,00%
Year 7	2,15%	2,10%	8,40%	6,11%	0,60%	6,11%	4,32%	1,20%	4,80%	1,48%	0,35%	3,00%
Year 8	-1,07%	2,30%	9,20%	4,53%	0,50%	4,53%	5,45%	1,00%	5,45%	2,95%	0,25%	3,00%
<b>Internal rate of return in % p.a.</b>	<b>8,06%</b>			<b>6,61%</b>			<b>4,69%</b>			<b>2,98%</b>		

**Spread:** The Spread in year j is calculated as follows:

$$\text{Spread}(j) = \text{EURCMS20Y}(j) - \text{EURCMS2Y}(j)$$

$$j = 1, 2, \dots, 8$$

Where:

EURCMS20Y is the 20 years Euro Constant Maturity Swap Rate

EURCMS2Y is the 2 years Euro Constant Maturity Swap Rate

**Performance Equity:** The performance of equity i in the basket is calculated in year j as follows:

$$\text{Performance Equity}(i,j) = \text{Min} \left[ \text{Cap}; \frac{\text{Equity}(i, j) - \text{Equity}(i,0)}{\text{Equity}(i,0)} \right]$$

$$i = 1, 2, \dots, 20$$

$$j = 1, 2, \dots, 8$$

**Equity Basket Performance:** The equity Basket Performance in year j is calculated as follows:

$$\text{Basket Performance}(j) = \frac{1}{20} \sum_{i=1}^{20} (\text{Performance Equity}(i,j))$$

$$j = 1, 2, \dots, 8$$

The Cap will be determined the 29 November 2007 according to the market conditions that day. If it is not possible to achieve a minimum Cap of 7%, the issue will be cancelled. An indicative level of the Cap is 9% as of 5 November 2007.

**Coupon:** The Coupon in year  $j$  is calculated as follows:

$$\text{Coupon}(j) = \text{Max}[ 3\% ; \text{Leverage} \times \text{Spread}(j); \text{Basket Performance}(j) ]$$

$$j = 1, \dots, 8$$

The Leverage will be fixed the 29 November 2007 according to the market conditions that day. If it is not possible to achieve a minimum Leverage of 3.25, the issue will be cancelled. An indicative level of the Leverage is 4 as of 5 November 2007. In the examples above the indicative level is used.

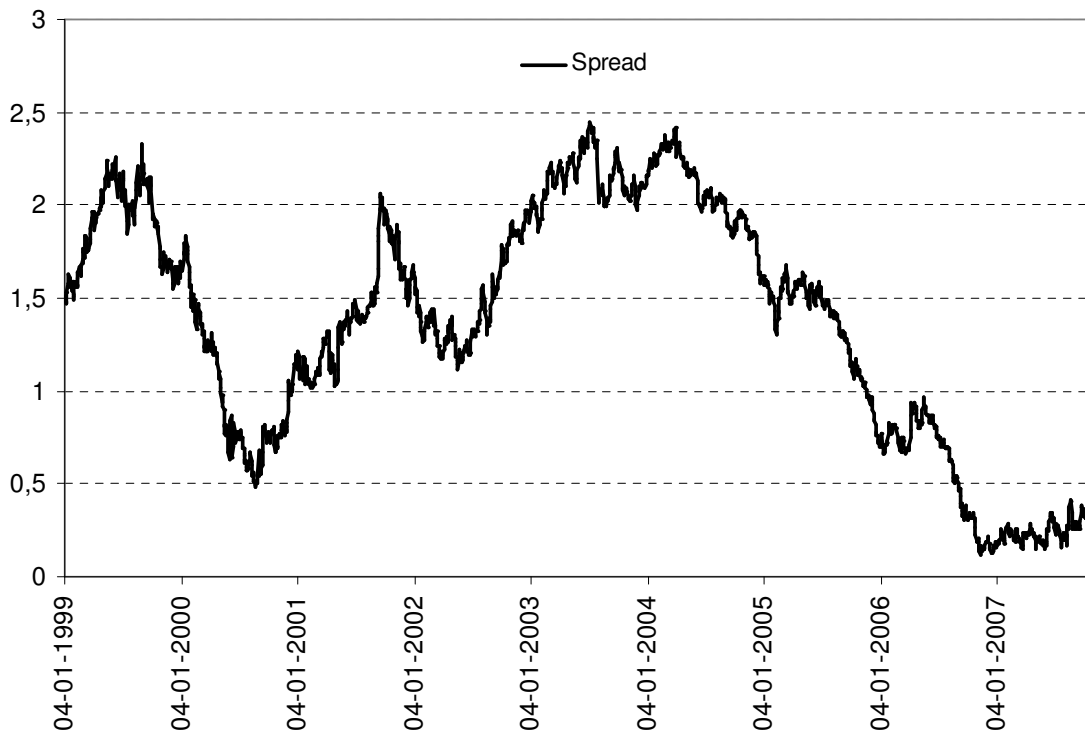
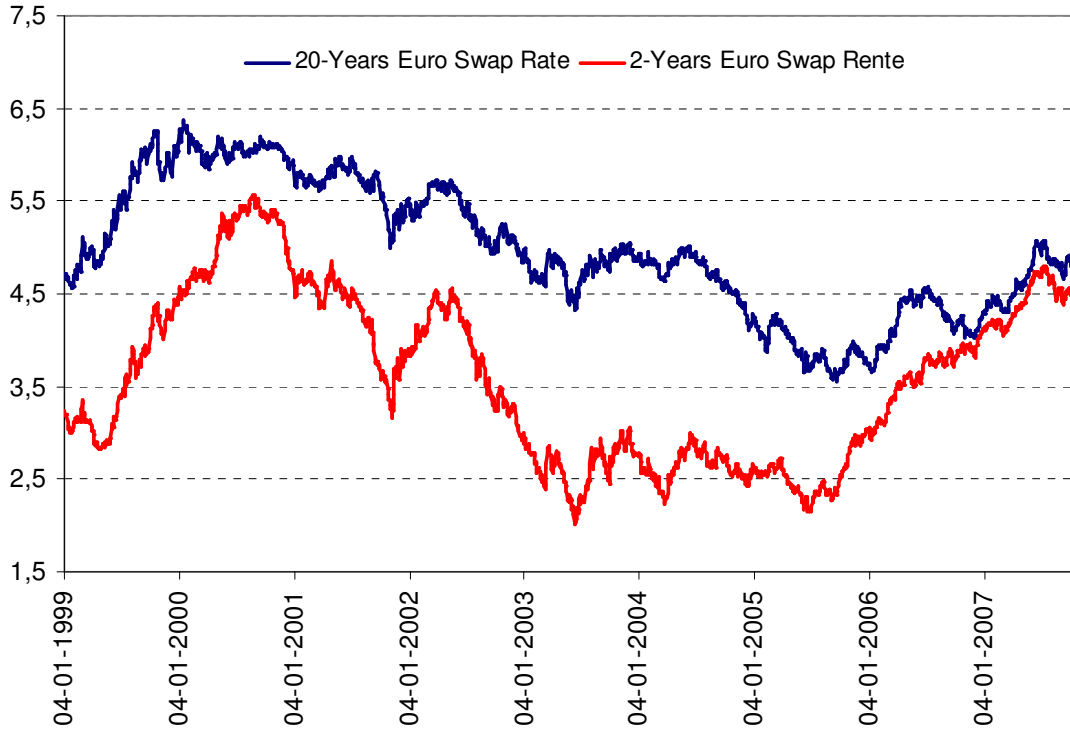
**The Internal Rate of Return in % p.a.:** The calculations are based on an issue price at 100.15 per cent.

**Worst Case:** In example 4 above the minimum performance at maturity for the investor is shown. If Equity Basket Performance is below 3% AND the Leverage x Spread is below 3% on every observation (once each year) investor receives the minimum coupon of 3% p.a.. In this case the internal rate of return is 2.98%.

## Appendix 5

### Information about the underlying swap rates and the 20 underlying equities.

The graphs below illustrate the history of the two swap rates and the spread between them.



## Overview on the equities

Equities	Country	Currency	Market Cap	Estimated P/E	Last price
BNP PARIBAS	FRANCE	EUR	64.427.380.000	8,085	71,17
TOTAL SA	FRANCE	EUR	130.046.700.000	9,862	54,35
E.ON AG	GERMANY	EUR	92.029.090.000	14,829	132,99
UNICREDITO ITALIANO SPA	ITALY	EUR	74.901.620.000	8,48	5,61
AT&T INC	UNITED STATES	USD	246.825.400.000	12,735	40,47
AMERICAN INTERNATIONAL GROUP	UNITED STATES	USD	152.170.900.000	8,403	59,34
GENERAL ELECTRIC CO	UNITED STATES	USD	413.330.800.000	16,078	40,34
PROCTER & GAMBLE CO	UNITED STATES	USD	213.512.700.000	17,489	68,75
NESTLE SA-REG	SWITZERLAND	CHF	207.738.800.000	17,39	528,50
CREDIT SUISSE GROUP-REG	SWITZERLAND	CHF	84.727.220.000	8,558	72,90
ROCHE HOLDING AG-GENUSSCHEIN	SWITZERLAND	CHF	173.438.600.000	15,249	196,90
HOLCIM LTD-REG	SWITZERLAND	CHF	33.704.340.000	12,722	128,20
SHIN-ETSU CHEMICAL CO LTD	JAPAN	JPY	3.132.774.000.000	#N/A N.A.	7.250,00
CANON INC	JAPAN	JPY	7.735.090.000.000	#N/A N.A.	5.800,00
TOKYO ELECTRON LTD	JAPAN	JPY	1.201.063.000.000	#N/A N.A.	6.650,00
FANUC LTD	JAPAN	JPY	3.003.434.000.000	#N/A N.A.	12.540,00
ROYAL BANK OF SCOTLAND GROUP	BRITAIN	GBp	47.561.090.000	6,097	476,75
VODAFONE GROUP PLC	BRITAIN	GBp	96.673.430.000	15,175	182,10
BP PLC	BRITAIN	GBp	118.412.900.000	11,419	623,50
GLAXOSMITHKLINE PLC	BRITAIN	GBp	68.312.230.000	11,759	1.230,00

Source: Bloomberg

## Recommendations on the equities

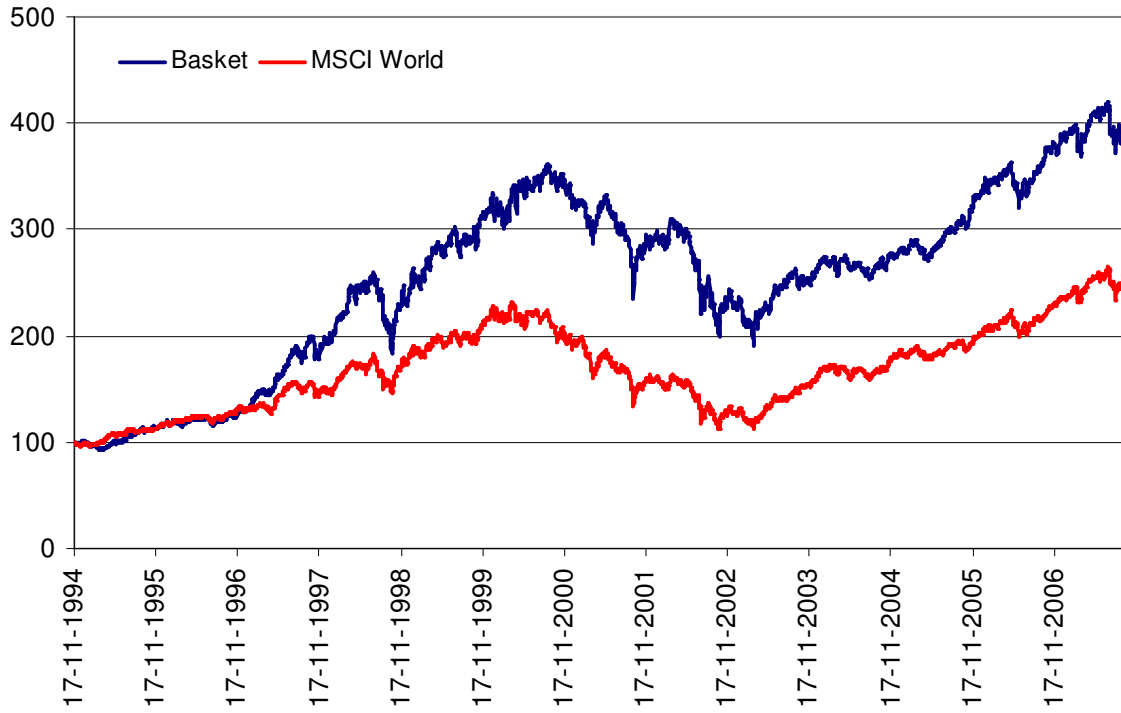
Equities	Buy	Hold	Sell
BNP PARIBAS	23	11	0
TOTAL SA	28	10	1
E.ON AG	33	5	0
UNICREDITO ITALIANO SPA	32	5	0
AT&T INC	26	3	1
AMERICAN INTERNATIONAL GROUP	15	4	0
GENERAL ELECTRIC CO	17	4	0
PROCTER & GAMBLE CO	5	12	1
NESTLE SA-REG	29	5	2
CREDIT SUISSE GROUP-REG	22	8	4
ROCHE HOLDING AG-GENUSSCHEIN	29	5	2
HOLCIM LTD-REG	14	7	2
SHIN-ETSU CHEMICAL CO LTD	15	5	0
CANON INC	9	9	2
TOKYO ELECTRON LTD	12	9	1
FANUC LTD	9	5	3
ROYAL BANK OF SCOTLAND GROUP	7	11	3
VODAFONE GROUP PLC	21	10	5
BP PLC	18	13	3
GLAXOSMITHKLINE PLC	14	10	10

Buy, Hold and Sell: Recommendations as of 23 October 2007 set by analysts at Bloomberg

Source: Bloomberg

## Historical data for the underlying equity basket

The data is from 17 November 1994 until 15 October 2007.



Source: Bloomberg



## Historical Prices and Volatility

### BNP Paribas

BNP Paribas attracts deposits and offers advisory and capital markets, specialized financing, and corporate banking services. The Bank advises on mergers and acquisitions, equity and bond issues, and privatizations, offers securities trading services, syndicated loans, project financing, trade financing, and energy, metals, and soft commodities financing.

### Historical development



Source: Bloomberg

### 50 days historical volatility



Source: Bloomberg

## Total SA

Total SA explores for, produces, refines, transports, and markets oil and natural gas. The Company also operates a chemical division which produces polypropylene, polyethylene, polystyrene, rubber, paint, ink, adhesives, and resins. Total operates gasoline filling stations in Europe, the United States, and Africa.

## Historical development



Source: Bloomberg

## 50 days historical volatility



Source: Bloomberg

## E.ON AG

E.ON AG generates, distributes, and trades electricity and distributes gas and drinking water to industrial, commercial, and residential customers. The Company manufactures polymers and flexible ceramic membranes, buys and sells residential properties, and develops real estate. E.ON operates in Europe, the Americas, and Asia.

### Historical development



Source: Bloomberg

### 50 days historical volatility



Source: Bloomberg

## Unicredito Italiano SPA

UniCredito Italiano SpA attracts deposits and offers commercial banking services. The Bank offers consumer credit, mortgages, life insurance, business loan, investment banking, asset management, and other services. UniCredito operates in Europe.

### Historical development



Source: Bloomberg

### 50 days historical volatility



Source: Bloomberg

## AT&T INC

AT&T Inc. provides communications services in the United States. The Company provides local and long-distance phone service, wireless and data communications, paging, Internet access and messaging, cable and satellite television, security services, and telecommunications equipment. AT&T Inc also provides directory advertising and publishing.

### Historical development



Source: Bloomberg

### 50 days historical volatility



Source: Bloomberg

## American International Group

American International Group, Inc., through its subsidiaries, provides a variety of insurance and insurance-related services in the United States and overseas. The Company writes property and casualty and life insurance, as well as provides financial services.

## Historical development



Source: Bloomberg

## 50 days historical volatility



Source: Bloomberg

## General Electric Co

General Electric Company develops, manufactures, and markets jet engines, power plant turbines, locomotives, medical imaging equipment, as well as provides private label credit cards. The Company is also involved in real estate, loans, aircraft leasing, large appliances, and security and water treatment.

## Historical development



Source: Bloomberg

## 50 days historical volatility



Source: Bloomberg

## Procter & Gamble Company

The Procter & Gamble Company manufactures and markets consumer products in countries throughout the world. The Company provides products in the laundry and cleaning, paper, beauty care, food and beverage, and health care segments. Procter & Gamble's products include Pampers diapers, Tide laundry detergent, PUR drinking water systems, Crest toothpaste, and Vicks cough/cold products.

## Historical development



Source: Bloomberg

## 50 days historical volatility



Source: Bloomberg



## Nestle SA-Reg

Nestle SA is a multinational packaged food company that manufactures and markets a wide range of food products. The Company's product lines include milk, chocolate, confectionery, bottled water, coffee, creamer, food seasoning and pet foods.

## Historical development



Source: Bloomberg

## 50 days historical volatility



Source: Bloomberg

## Credit Suisse Group-Reg

Credit Suisse Group is an international financial services group. The Group provides investment banking, private banking, and asset management services to customers located around the world.

## Historical development



Source: Bloomberg

## 50 days historical volatility



Source: Bloomberg

## Roche Holding AG-Genusschein

Roche Holding AG develops and manufactures pharmaceutical and diagnostic products. The Company produces prescription drugs in the areas of cardiovascular, infectious, autoimmune, and respiratory diseases, dermatology, metabolic disorders, oncology, transplantation, and the central nervous system.

## Historical development



Source: Bloomberg

## 50 days historical volatility



Source: Bloomberg

## Holcim LTD-Reg

Holcim Ltd. produces building materials. The Company produces and markets ready-mixed concrete, cement, clinker, and admixtures. The Company also provides consulting and engineering services in all areas of the cement manufacturing process. Holcim, through subsidiaries, operates cement manufacturing facilities around the world.

## Historical development



Source: Bloomberg

## 50 days historical volatility



Source: Bloomberg

## Shin-Etsu Chemical Co LTD

Shin-Etsu Chemical Co., Ltd. produces and distributes synthetic resins and other chemical products such as fertilizers. The Company also manufactures electronic materials such as semiconductor silicon, synthetic and rare earth quartz. Shin-Etsu Chemical operates in Japan and overseas.

### Historical development



Source: Bloomberg

### 50 days historical volatility



Source: Bloomberg

## Canon Inc

CANON INC. is a professional and consumer imaging solutions company and patent-holder of digital imaging technologies. The Company's products include networked multifunction devices, digital and analog copiers, computer peripherals, facsimile machines, image filing systems, camcorders, cameras and lenses, semiconductor, and broadcast and medical equipment.

## Historical development



Source: Bloomberg

## 50 days historical volatility



Source: Bloomberg

## Tokyo Electron LTD

Tokyo Electron Limited manufactures and sells industrial electronics products, such as semiconductor manufacturing machines, computer system, and electronic components. The Company products are sold in US, Taiwan, and others as well as in Japan.

### Historical development



Source: Bloomberg

### 50 days historical volatility



Source: Bloomberg

## Fanuc LTD

FANUC LTD. manufactures factory automation (FA) systems and equipment, and robots. The Company's products include computerized numerically-controlled (CNC) equipment, servo motors, laser systems, industrial robots, wire-cut electric discharge machines, and CNC drill. Fanuc participates in a joint venture with General Electric in the FA field.

## Historical development



Source: Bloomberg

## 50 days historical volatility



Source: Bloomberg



## Royal Bank of Scotland Group

Royal Bank of Scotland Group plc is a holding company that provides a wide range of banking, insurance and finance-related activities. The Company's subsidiaries include the Royal Bank of Scotland, a clearing bank that operates over 900 branches internationally, the National Westminster Bank, Ulster Bank, Citizens Bank, and Direct Line Insurance.

## Historical development



Source: Bloomberg

## 50 days historical volatility



Source: Bloomberg

## Vodafone Group PLC

Vodafone Group Plc is a mobile telecommunications company providing a range of services, including voice and data communications. The Company operates in Continental Europe, the United Kingdom, the United States, and the Far East through its subsidiaries, associates, and investments.

## Historical development



Source: Bloomberg

## 50 days historical volatility



Source: Bloomberg

## BP PLC

BP plc is an oil and petrochemicals company. The Company explores for and produces oil and natural gas, refines, markets, and supplies petroleum products, generates solar energy, and manufactures and markets chemicals. BP's chemicals include terephthalic acid, acetic acid, acrylonitrile, ethylene and polyethylene.

## Historical development



Source: Bloomberg

## 50 days historical volatility



Source: Bloomberg

## GlaxoSmithKline PLC

GlaxoSmithKline plc is a research-based pharmaceutical group that develops, manufactures and markets vaccines, prescription and over-the-counter medicines, as well as health-related consumer products. The Group, which also provides laboratory testing and disease management services, specializes in treatments for respiratory, central nervous system, gastro-intestinal and genetic disorders

## Historical development



Source: Bloomberg

## 50 days historical volatility



Source: Bloomberg

## Appendix 6

### FB Hybrid

#### TEGNINGSBLANKET

Med denne tegningsblanket kan du bestille "FB Hybrid" i tegningsperioden 27. november 2007 til 28. november 2007 (begge dage inklusive). Obligationerne udstedes til emissionskurs 100,15% uden yderligere omkostninger. Der kan tegnes andele á DKK 10.000 og mindste tegningsbeløb er DKK 10.000.

Betalingsdatoen er den 6. december 2007. **Fondskode: DK0030068085**

Jeg vil gerne købe nominelt DKK \_\_\_\_\_ af FB Hybrid til emissionskurs 100,15%.

Navn \_\_\_\_\_

CPR-/CVR-nr. \_\_\_\_\_

Adresse \_\_\_\_\_

Postnr. \_\_\_\_\_ By \_\_\_\_\_

Tlf. \_\_\_\_\_

**Betaling:** Beløbet skal trækkes på konto

Pengeinstitut \_\_\_\_\_

Reg. Nr. \_\_\_\_\_ Konto nr. \_\_\_\_\_

Evt. kontaktperson og tlf.nr. \_\_\_\_\_

Betalingen sker ved træk på ovennævnte konto på betalingsdagen mod registrering i Værdipapircentralen.

#### **Registrering:**

Obligationerne ønskes registreret på depot i Værdipapircentralen

Pengeinstitut \_\_\_\_\_

CD-ident (5 cifre) \_\_\_\_\_ VP-depotnummer \_\_\_\_\_

Ved salg/indfrielse, vil beløbet blive indsat på den til VP-depotet hørende konto.

#### **Tegningssteder:**

Blanketten afleveres til:

Forstædernes Bank  
Kalvebod Brygge 47  
1560 København V  
Denmark

Eller øvrige filialer

#### **Indleveret gennem (Stempel)**

Req.nr.:	CD-ident:

\_\_\_\_\_ Dato

\_\_\_\_\_ Underskrift