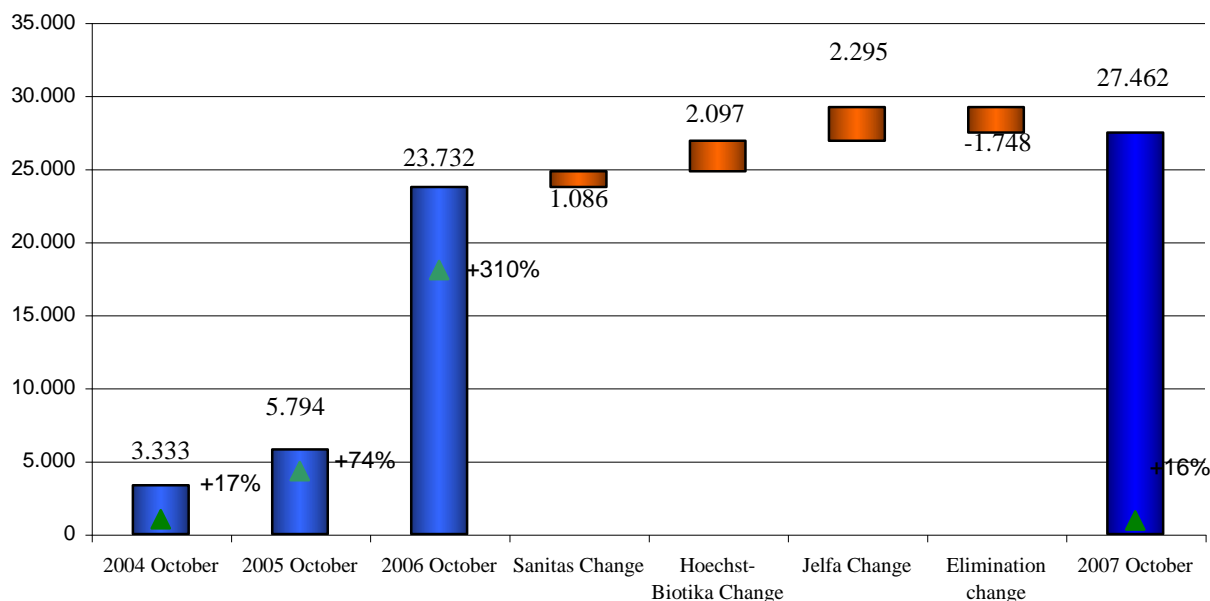


Consolidated Sales

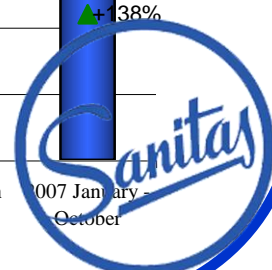
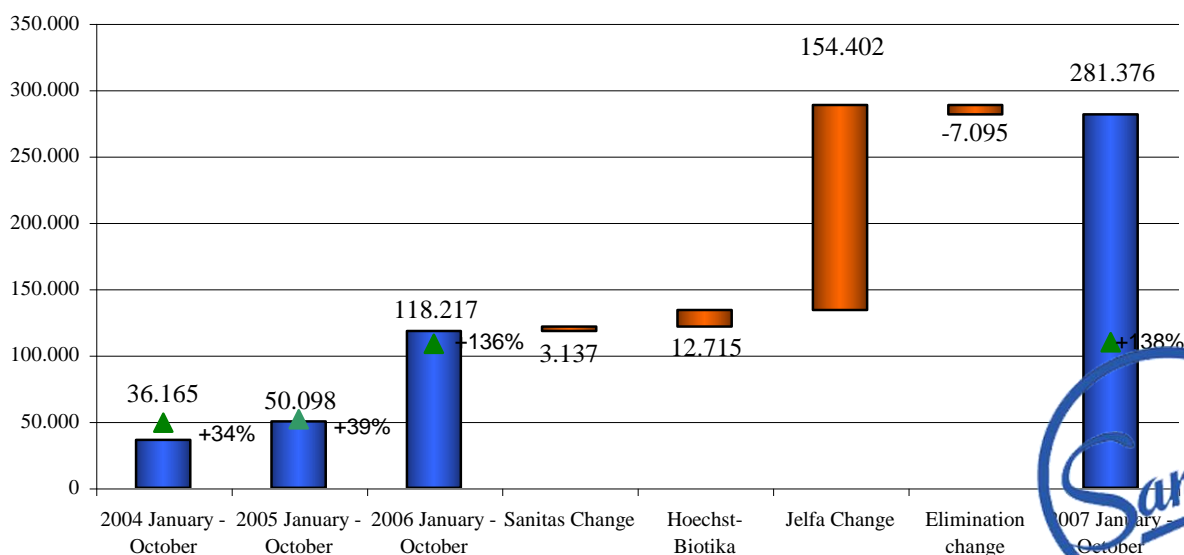
October Sales, LTL '000

	2006 October	2007 October	Change, %
Sanitas	2.509	3.595	43,3%
Hoechst - Biotika	2.019	4.116	103,9%
Jelfa	19.341	21.635	11,9%
Elimination	-136	-1.884	1287,7%
Total:	23.732	27.462	15,7%

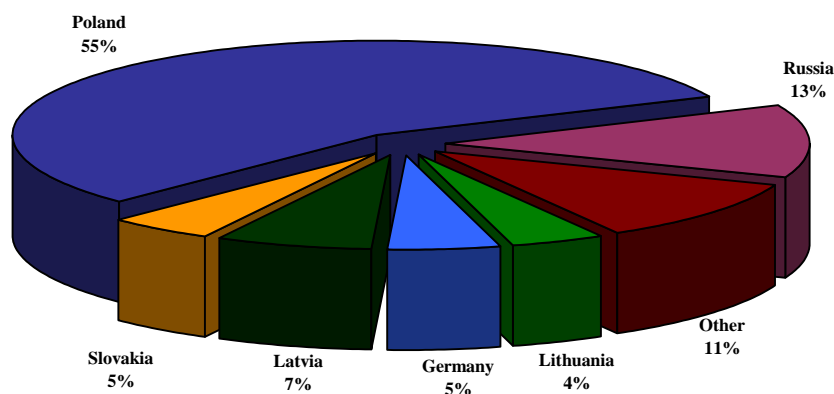


10 months Sales, LTL'000

	2006 January - October	2007 January - October	Change, %
Sanitas	26.805	29.941	11,7%
Hoechst - Biotika	24.803	37.518	51,3%
Jelfa	68.369	222.771	225,8%
Elimination	-1.760	-8.855	403,1%
Total:	118.217	281.376	138,0%



Consolidated Sales by Regions



Consolidated Sales by Groups

October sales, LTL '000

	Injections	Tablets & capsules	Ointments	Other	Total	Total, %
Sanitas	2.957	484	154	0	3.595	13,1%
Hoechst - Biotika	996	2.721	399	0	4.116	15,0%
Jelfa	4.987	7.137	8.728	783	21.635	78,8%
Elimination	-457	-463	-964	0	-1.884	-6,9%
Total	8.483	9.879	8.317	783	27.462	100,0%
Total, %	30,9%	36,0%	30,3%	2,9%	100,0%	

10 months sales, LTL '000

	Injections	Tablets & capsules	Ointments	Other	Total	Total, %
Sanitas	22.797	5.473	1.674	-4	29.941	10,6%
Hoechst - Biotika	15.691	19.442	2.393	-7	37.518	13,3%
Jelfa	47.398	73.026	100.653	1.694	222.771	79,2%
Elimination	-3.113	-2.217	-3.525	0	-8.855	-3,1%
Total	82.773	95.725	101.195	1.683	281.376	100,0%
Total, %	29,4%	34,0%	36,0%	0,6%	100,0%	

