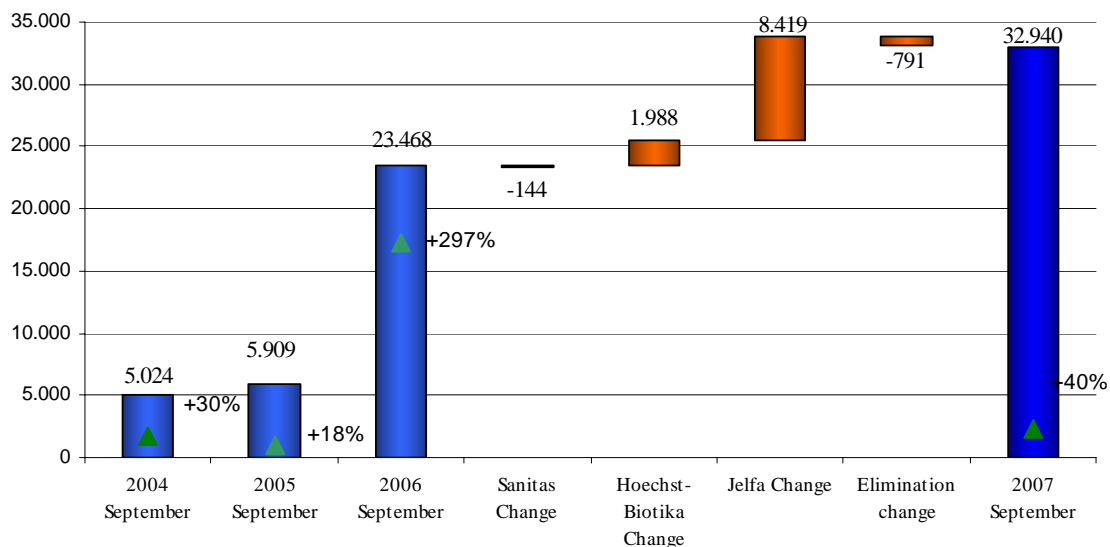


Consolidated Sales

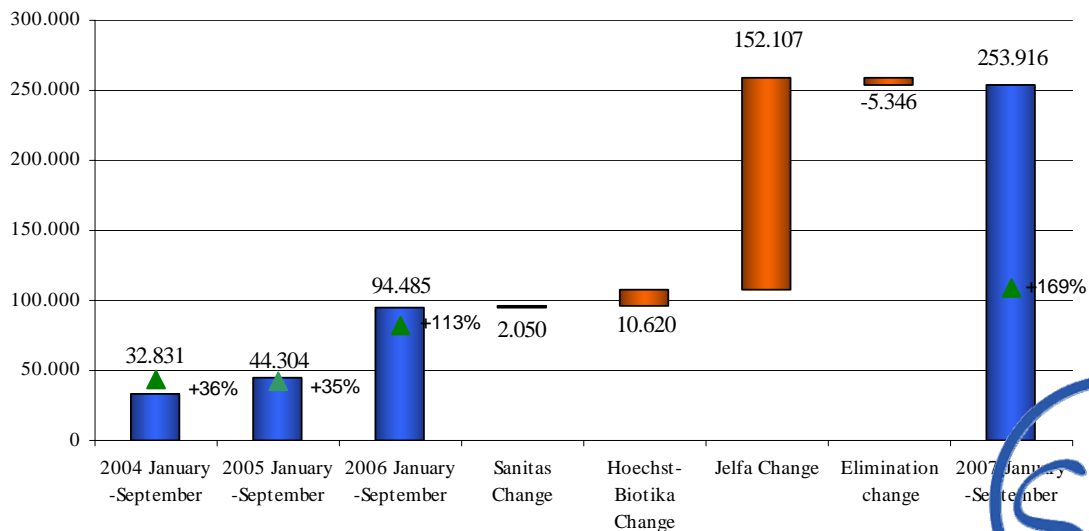
September Sales, LTL '000

	2006 September	2007 September	Change, %
Sanitas	2.754	2.610	-5,2%
Hoechst - Biotika	2.373	4.360	83,8%
Jelfa	18.612	27.031	45,2%
Elimination	-271	-1.062	292,1%
Total:	23.468	32.940	40,4%

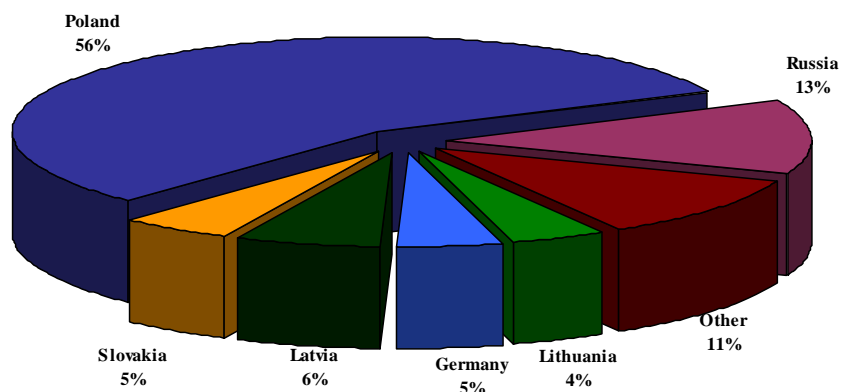


III Quarters Sales, LTL'000

	2006 January - September	2007 January - September	Change, %
Sanitas	24.296	26.346	8,4%
Hoechst - Biotika	22.784	33.404	46,6%
Jelfa	49.028	201.136	310,2%
Elimination	-1.624	-6.970	329,2%
Total:	94.485	253.916	168,7%



Consolidated Sales by Regions



Consolidated Sales by Groups

September sales, LTL '000

	Injections	Tablets & capsules	Ointments	Other	Total	Total, %
Sanitas	1.892	548	170	0	2.610	7,9%
Hoechst - Biotika	1.075	2.767	518	0	4.360	13,2%
Jelfa	5.181	11.131	10.670	50	27.031	82,1%
Elimination	-71	-836	-154	0	-1.062	-3,2%
Total	8.078	13.609	11.203	50	32.940	100,0%
Total, %	24,5%	41,3%	34,0%	0,2%	100,0%	

III Quarters sales, LTL '000

	Injections	Tablets & capsules	Ointments	Other	Total	Total, %
Sanitas	19.840	4.990	1.520	-4	26.346	10,4%
Hoechst - Biotika	14.695	16.721	1.994	-5	33.404	13,2%
Jelfa	42.411	65.890	91.925	911	201.136	79,2%
Elimination	-2.656	-1.754	-2.561	0	-6.970	-2,7%
Total	74.290	85.846	92.878	902	253.916	100,0%
Total, %	29,3%	33,8%	36,6%	0,4%	100,0%	

