

Invalda INVL, operating since 1991, is one of the leading asset management groups in the Baltic region. The companies it owns in Lithuania and Latvia manage more than 20 mutual, real estate and pension funds (2nd and 3rd pillar), alternative investments, individual portfolios, private equity and other financial instruments. Companies in the group manage more than EUR 300 million of assets entrusted to them by over 150,000 clients in Lithuania and Latvia as well as international investors.

The shares of Invalda INVL have traded on the NASDAQ Baltic exchange since 1995.

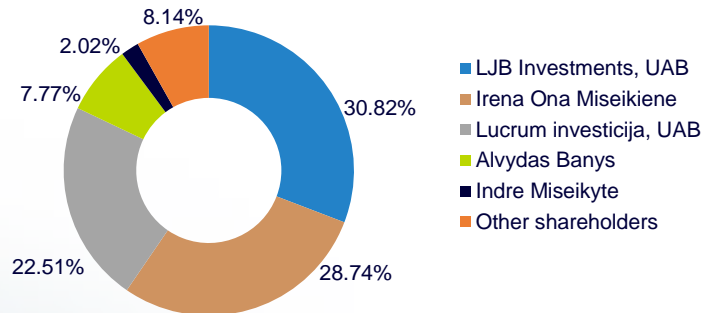
INVALDA INVL



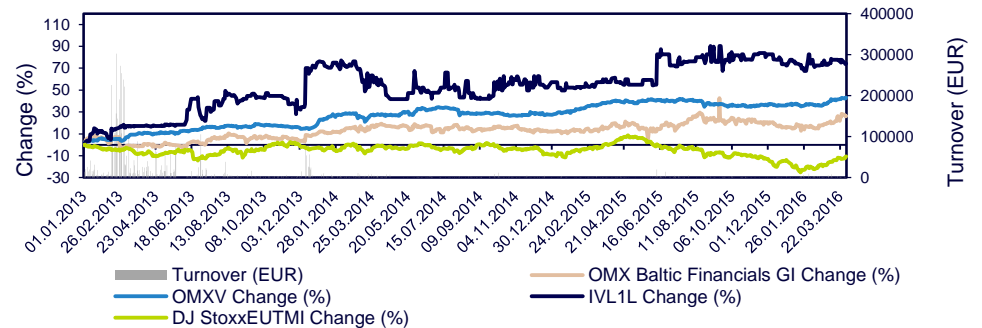
Net assets of the Company, thousand EUR	Evaluation criteria	31.03.2016	31.12.2015
Investment into asset management	Acquisition cost price	7,055	6,955
Cash and cash equivalents	Book value	1,620	1,238
Deferred income tax asset	Book value	143	137
Investments into INVL Baltic Real Estate, AB	Market price	8,541	1,985
Investments into INVL Technology, AB	Market price	3,565	3,831
Other listed shares and investment funds' units	Market price	580	513
Investments into Litagra, UAB (including loans granted)	Comparative method of multipliers	14,318	14,897
Investments into Siauliu Bankas	Market price	7,111	6,363
Investments into Inservis, UAB (including loans granted)	Comparative method of multipliers	4,612	4,828
Investments into other subsidiary companies (including loans granted)	Fair value of net assets	1,095	1,120
Loans to group companies of INVL Baltic Real Estate, AB	Book value	-	6,862
Other assets, other investments	Book value	607	602
Liabilities	Book value	(878)	(858)
NET ASSET VALUE		48,369	48,473

Balance sheet of the Group, thousand EUR	31.03.2016	31.12.2015
Non-current assets	44,189	44,467
Current assets	5,280	5,099
TOTAL ASSETS	49,469	49,566
Non-current liabilities	72	76
Current liabilities	1,455	1,367
TOTAL LIABILITIES	1,527	1,443
EQUITY	47,942	48,123
Equity per share, EUR	4.09	4.11

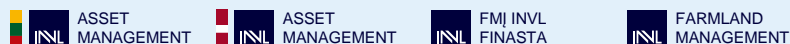
Profit (loss), thousand EUR	Group		Company	
	3 months of 2016	3 months of 2015	3 months of 2016	3 months of 2015
Revenue	1,047	830	-	-
Net changes in fair value of financial assets	(57)	683	(67)	668
Profit before income tax	(169)	1,255	(109)	882
Net profit	(182)	1,225	(103)	859



Turnover of Invalda INVL, AB shares, change of share price and indexes



ASSET MANAGEMENT

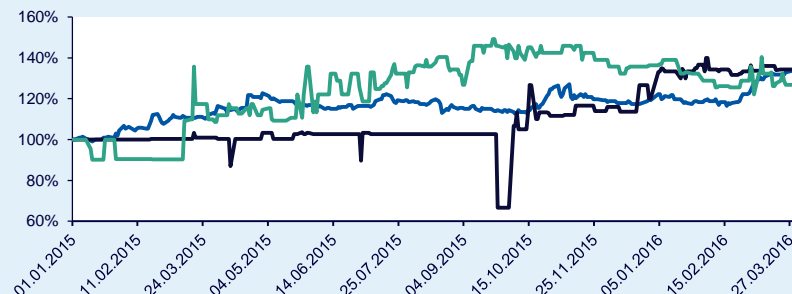


	31.03.2016		31.12.2015	
	Lithuania	Latvia	Lithuania	Latvia
Number of clients, units	118.2	49.9	118.2	48.5
Asset under management	277.4*	63.2	265.2*	63.0
2nd pillar pension funds	181.4	47.9	179.0	45.7
3rd pillar pension funds	10.9	1.2	10.6	1.2
Investment funds	38.5	12.8	32.5	14.8
Portfolios	37.1	1.3	33.6	1.3
Alternative assets	9.5	-	9.5	-
Revenues	0.8	0.2	0.6	0.2
Profit before tax (EUR thousand)	(34)	(24)	(33)	43

More information on the services and activity of asset management sector is provided on <http://www.invl.com>

* Eliminated investments into own products, for which the management fee is not charged

LISTED COMPANIES



More information on the listed companies is provided on the website of stock exchange www.nasdaqbaltic.com

More information about companies are provided on websites: www.invltechnology.lt, <http://bre.invl.com>, www.sb.lt

AGRICULTURE



During the reporting period in the agricultural sector Invalda INVL, AB owned 36.9 percent of Litagra, UAB (one of the largest groups of agriculture companies in the Baltic states) shares through the company Cedus Invest. At the end of 1st Quarter of 2016, Litagra shares were valued at EUR 14.3 million.

EUR million	3 months of 2016	3 months of 2015	3 months of 2014
Sales	30.9	17.2	19.4
EBITDA	0.4	0.4	0.8
Net profit	(0.5)	(0.4)	(0.1)

More information on the services and activity of the Litagra is provided on <http://www.litagrargroup.lt>

FACILITY MANAGEMENT



Invalda INVL, AB owns facility management companies Inservis, Priemiestis and Jurita. At the end of 1st Quarter of 2016 facility management companies were valued at EUR 4.3 million.

EUR million	3 months of 2016	3 months of 2015	3 months of 2014
Sales	1.6	1.7	1.3
EBITDA	0.2	0.2	0.2
Net profit	0.13	0.15	0.12

More information on the services and activity of the facility management companies is provided on: <http://www.inservis.lt>