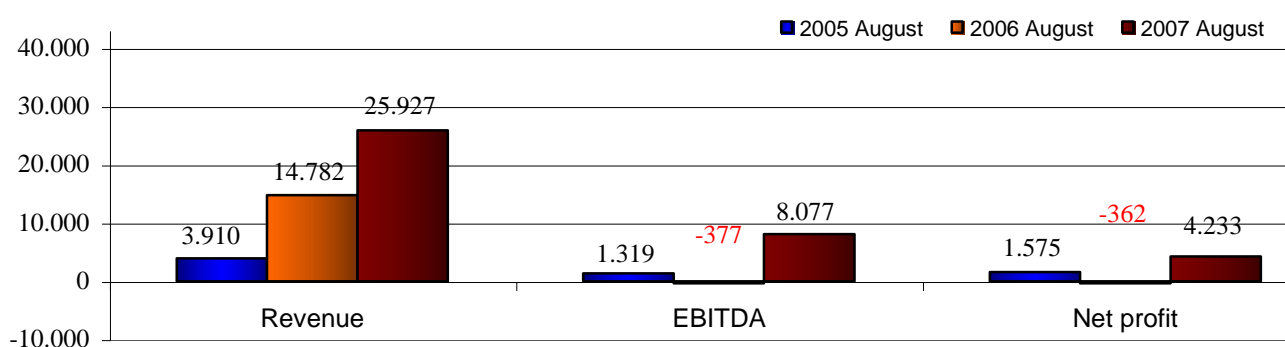


August, 2007 consolidated results

Main financial data

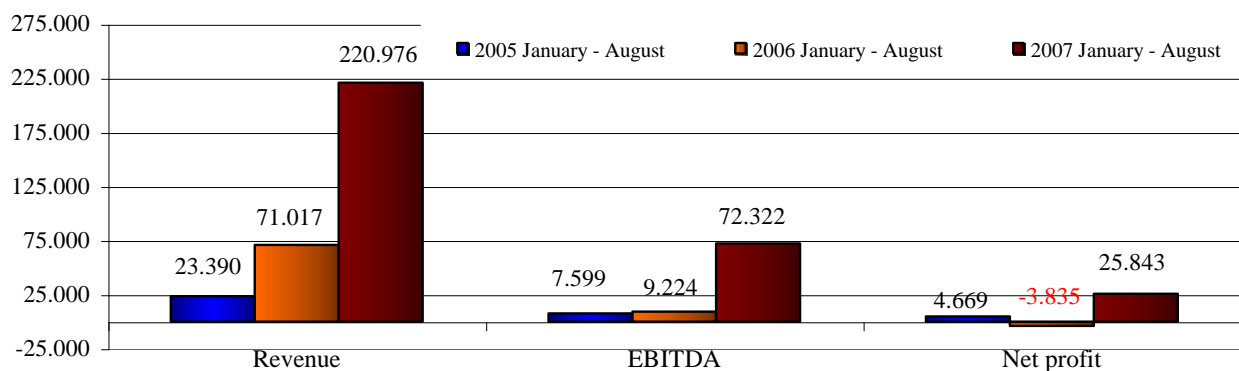
Ratios	2005 August	2006 August	2007 August	Change, %
Revenue, thousand LTL	3.910	14.782	25.927	75,4%
Gross profit, thousand LTL	1.612	4.794	12.954	170,2%
EBITDA, thousand LTL	1.319	-377	8.077	2242,8%
EBIT, thousand LTL	927	-2.912	4.700	261,4%
EBT, thousand LTL	907	-6.921	2.916	142,1%
Net profit, thousand LTL	1.575	-362	4.233	1270,9%



January-August, 2007 consolidated results

Main financial data

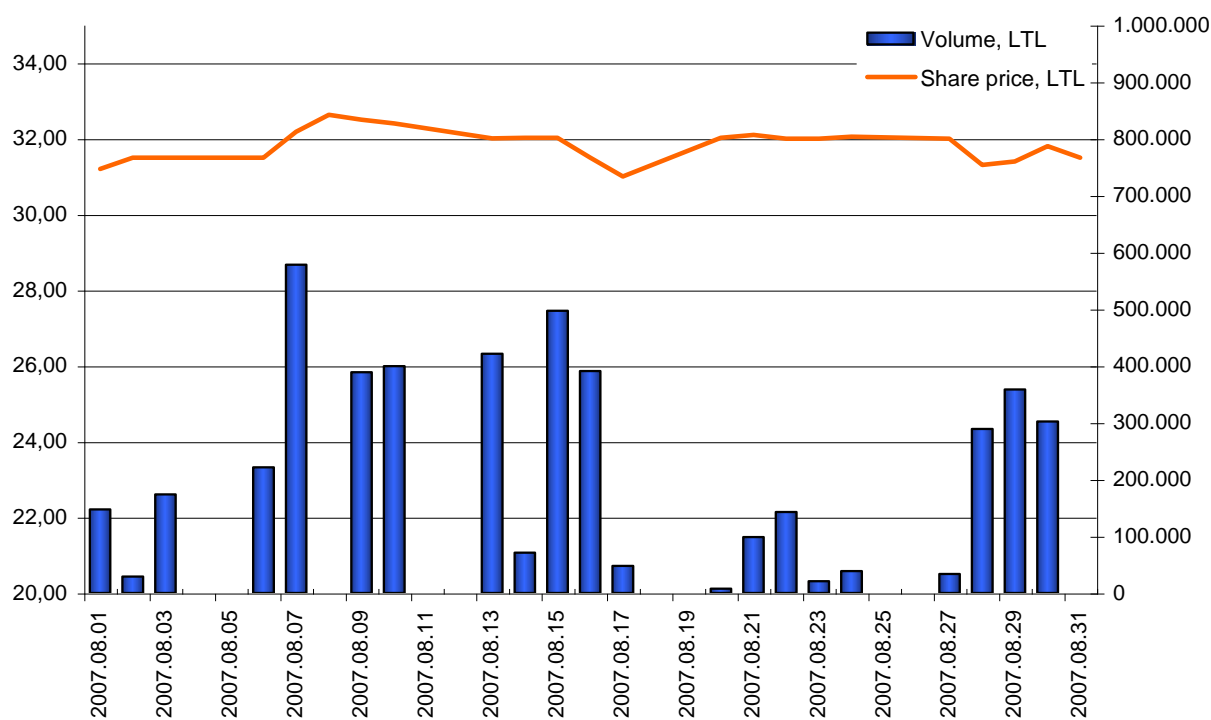
Ratios	2005 January - August	2006 January - August	2007 January - August	Change, %
Revenue, thousand LTL	23.390	71.017	220.976	211,2%
Gross profit, thousand LTL	9.596	22.814	109.754	381,1%
EBITDA, thousand LTL	7.599	9.224	72.322	684,1%
EBIT, thousand LTL	4.459	-2.250	45.585	2125,6%
EBT, thousand LTL	4.567	-8.852	30.755	447,5%
Net profit, thousand LTL	4.669	-3.835	25.843	773,8%



Main financial ratios

Ratios	2006 August	2007 August	2006 January - August	2007 January - August
Gross profit margin	32,4%	50,0%	32,1%	49,7%
EBITDA margin	-2,6%	31,2%	13,0%	32,7%
EBIT margin	-19,7%	18,1%	-3,2%	20,6%
EBT margin	-46,8%	11,2%	-12,5%	13,9%
Net profit margin	-2,4%	16,3%	-5,4%	11,7%

Stock information



Closing price at July 31, 2007, LTL	32,00
Lowest price during month, LTL	31,00
Highest price during month, LTL	32,63
Average price during month, LTL	31,57
Average closing price during month, LTL	31,83
Closing price at August 31, 2007, LTL	31,50
Change	-1,6%
Capitalisation at August 31, 2007, LTL	979.836.480

