

Translation from the Lithuanian language

Akcinė bendrovė DVARČIONIŲ KERAMIKA
Legal entity code 110628481
Registered address: Keramikų g. 2, 10233 Vilnius

OUTLINE OF RESTRUCTURING PLAN

July 2016
Vilnius

TABLE OF CONTENTS

BRIEF DESCRIPTION OF THE CURRENT SITUATION OF THE COMPANY (NATURE OF BUSINESS, ASSETS AND THE NUMBER OF EMPLOYEES).....	5
1. Company details	5
2. Brief historical background of the Company.....	5
3. Business.....	7
4. Assets.....	8
REASONS having led THE COMPANY TO TEMPORARY FINANCIAL DIFFICULTY	11
LIST OF CREDITORS.....	12
WARRANTIES, GUARANTEES AND OTHER MEASURES OF ASSURANCE OF PERFORMANCE OF OBLIGATIONS.....	15
INFORMATION ON LAWSUITS PERTAINING TO PROPERTY CLAIMS AGAINST THE COMPANY.....	16
DRAFT BUSINESS PLAN WITH further determination OF THE MEASURES AND THEIR PERFORMANCE TERMS	18
1. Essential plan implementation measures	18
2. Abandonment of loss-making operations, diversification of activities, production of new products (goods or services), current or expected sales contracts and other prospects of Company.....	20
3. Property owned or planned to be acquired by the Company, necessary for the Company's operations.....	20
4. Property of the Company to be sold and/or transferred, procedure of the sale and/or transfer, predicted income and its application.....	20
5. Property to be revalued or written-off in accordance with the legislation of the Republic of Lithuania, the predicted related costs or income	20
6. Contracts to be terminated, concluded before the date of opening the restructuring proceedings, and the predicted outcomes of such termination	21
7. Planned structural reforms, number of employees to be dismissed or employed and the related costs	21
8. Planned credits, their value and conditions, means of assurance of performance of crediting agreements and other sources of finance.....	21
CONCLUSIONS	23
ANNEXES.....	24

INTRODUCTION

Akcinė bendrovė DVARČIONIŲ KERAMIKA (hereinafter, the **Company** or **Undertaking**) is an active undertaking, however, it is currently experiencing financial difficulty, which is of a temporary nature and was caused by external reasons beyond control of the Company. The Company has not ceased its business activities, which are independent, carried out for a consideration and profitable. The Company is presently unable to fulfil all of its obligations and reduce losses incurred over the previous reporting periods without the assistance of its creditors, employees and owners. Due to the market crisis and claims enforced by individual creditors the Company sustained losses, but presently it has stabilised its current commercial activities and can fully survive in the market from its current income. The Company seeks to continue development of its business, settle with all the creditors, sell real estate not used directly in operations once a buyer is secured, and continue to pursue its business, thereby avoiding insolvency and bankruptcy putting an end to its continuing as a going concern.

Taking into account the present financial position of the Company, its experience in the area of its business activity, existing contracts and available resources, the aim of restructuring of the Company (the composition of its staff, sale of real estate not in use, optimisation of activity) is to preserve and develop business, restore the Company's solvency in the long term, avoid bankruptcy and settle with creditors. These are the main goals of the restructuring process. The Company expects that restructuring will enable it to achieve the following positive economic and social outcome:

- the creditors of the Company will recover debts and will not incur economic losses due to failure to recover debts;
- jobs will be preserved;
- the restructuring of the Company will produce a positive economic effect on the country's development and GDP growth;
- the restructuring of the Company will produce a positive economic effect on the country's budget through payment of taxes;
- the restructuring of the Company will enable it to survive on the market and contribute to the enhancement of competition;
- the sale of the Company's assets during restructuring will help to avoid losses due to forced sale of assets.

The financial plans of the Company's activity that are based on available information, realistic assumptions regarding market development and estimated future inflows lead to the conclusion that the financial difficulty of the Company is entirely of a temporary nature, and there is a reason to believe that it will operate profitably in the future and will repay its debts owed to the creditors.

The outline of the restructuring plan (the **Outline**) of the Company provides a description of economic, technical, organisational and other measures that will be employed during the restructuring process in order to restore the Company's solvency in the long term (optimisation and refinement of activities, cost reduction, sale of assets, proactive efforts to recover accounts receivable, etc.), concessions requested from the creditors (approval that the Company will repay debts to the Company during the restructuring process) and the time limits and procedure for satisfaction of creditors' claims.

In accordance with Art. 4 of the Law on Restructuring of Enterprises of the Republic of Lithuania (hereinafter, the RoE Law), all the main requirements for initiation of restructuring of the Company are present:

- the Company is in temporary financial difficulty;

- the Company has not discontinued its activities;
- the Company is not in bankruptcy and has not gone bankrupt;
- the Company was established in 1888, i.e. at least three years ago;
- the Company was subject to restructuring proceedings, however, the restructuring process did not continue, because it was terminated as the restructuring plan was not approved.

The Company is confident that all the measures envisaged to be implemented in order to cut down the Company's operating costs and the possibility to earn additional income will enable optimisation of the Company's activity which will continue to generate positive cash flows. This will enable the Company to ensure settlement of all current payments and repayment of debts to be restructured. The main sources of income include cash flows generated from the Company's business activities, sale of assets, and recovery of accounts receivable. **The duration of the restructuring process is 4 (four) years following approval of the restructuring plan.**

BRIEF DESCRIPTION OF THE CURRENT SITUATION OF THE COMPANY (NATURE OF BUSINESS, ASSETS AND THE NUMBER OF EMPLOYEES)

1. Company details

Name and legal form	Akcinė bendrovė / Public limited liability company DVARČIONIŲ KERAMIKA
Company code	110628481
VAT code	LT106284811
Registered and domicile address	Keramikų g. 2, 10233 Vilnius
Contact details	Tel. (8 5) 231 7021; fax (8 5) 231 7061 E-mail: info@keramika.lt
Settlement account	LT35 7044 0600 0111 5841 AB SEB bankas, bank code 70440
Executive	General Director Liudmila Suboč

The authorised capital of Akcinė bendrovė DVARČIONIŲ KERAMIKA is EUR 5 745 166.80. The authorised capital of the Company is divided into 9 905 460 ordinary registered shares of EUR 0.58 par value each.

Shareholders of the Company holding more than 5 per cent of shares:

Shareholder	Number of shares, units	Number of shares, %
UAB Misota, company code 301232691, Keramikų g. 2, Vilnius	9 206 028	92.93
Other shareholders	699 432	7.07
Total shares:	9 905 460	100.00 %

The Board is comprised of 4 members: J. Raišelis (Chairman of the Board), E. Šližys, P. Linčius, and L. Suboč.

Akcinė bendrovė DVARČIONIŲ KERAMIKA is the largest and most modern ceramic tiles producer in the Baltic States.

The Company has 28 employees. These include executives, managers, salespeople, warehouse-keepers, workers and other specialists.

2. Brief historical background of the Company

The Company was established in 1888. It is the largest and most modern ceramic tiles producer in the Baltic States. In 1974, the Company launched the production of ceramic tiles. Following reconstruction, a modern production line of wall and floor ceramic tiles was constructed in 1997. The Company has adopted international quality management (ISO 9001)

and environmental management (ISO 14001) standards; it has bold ideas and creative staff. The Company operates an accredited testing laboratory for testing and evaluation of the quality of products in line with the applicable standards of the European Union. The main areas of activity of the Company include ceramic tiles production, clay mining, retail and wholesale trade in ceramic products. The Company also exports its products to Western Europe, Latvia, Estonia, Russia, Ukraine, and Belarus.

Data of statements of financial position (in EUR thousand):

Seq. No.	ASSETS	30/06/2016	2015	2014	2013	2012
A.	Non-current assets	13.608	14.540	6.593	7.308	8.272
I.	Intangible assets	-	1.823	-	-	1
II.	Tangible assets	13.521	12.630	6.506	7.217	8.177
III.	Investment assets	-	-	1	4	6
IV.	Financial assets	87	87	87	87	87
B.	Current assets	300	476	1.057	2.060	4.174
I.	Inventories, prepayments and contracts in progress	50	55	421	988	3.042
II.	Prepayments	1	2	6	23	86
III.	Amounts receivable	67	56	172	722	1.029
IV.	Other current assets	3	8	2	-	-
V.	Cash and cash equivalents	179	355	456	327	17
	Total assets:	13.908	15.016	7.650	9.368	12.445
Seq. No.	EQUITY AND LIABILITIES	30/06/2016	2015	2014	2013	2012
C.	Equity	5.652	6.747	(589)	1.591	3.118
I.	Capital	5.745	5.745	5.738	5.738	5.738
II.	Revaluation reserve (results)	10.344	11.075	2.623	2.775	2.950
III.	Reserves	36	36	36	36	36
IV.	Retained earnings (losses)	(10.473)	(10.109)	(8.986)	(6.958)	(5.606)
D.	Grants and subsidies	-	-	-	-	-
E.	Amounts payable and liabilities	8.256	8.269	8.239	7.777	9.327
I.	Amounts payable after one year and long-term liabilities	1.682	782	782	780	1.057
II.	Amounts payable within one year and short-term liabilities	6.574	7.487	7.457	6.997	8.270
	Total equity and liabilities:	13.908	15.016	7.650	9.368	12.445

Data of statements of gross revenue (in EUR thousand):

Seq. No.	ITEM	30/06/2016	2015	2014	2013	2012
I	SALES REVENUE	51	122	712	4.674	7.055
II	COST OF SALES	51	108	553	3.826	5.951
III	GROSS PROFIT (LOSS)	0	14	159	847	1.103
IV	OPERATING EXPENSES	491	1.760	1.942	3.056	2.666
IV.1	Selling	121	229	315	1.026	1.481
IV.2	General and administrative	370	1.531	1.627	2.030	1.184
V	OPERATING PROFIT (LOSS)	(491)	(1.746)	(1.783)	(2.209)	(1.562)
VI	OTHER ACTIVITIES	128	415	188	253	154
VI.1	Income	128	415	188	293	171
VI.2	Expenses	-	-	-	40	17
VII	FINANCING AND INVESTING ACTIVITIES	0	(8)	(586)	(136)	(166)
VII.1	Income	-	3	1	1	3
VII.2	Expenses	-	11	586	137	168
VIII	PROFIT (LOSS) FROM ORDINARY ACTIVITIES	(363)	(1.339)	(2.180)	(2.092)	(1.574)
IX	PROFIT (LOSS) BEFORE TAX	(363)	(1.339)	(2.180)	(2.092)	(1.574)
X	INCOME TAX	-	-	-	-	-
XI	NET PROFIT (LOSS)	(363)	(1.123)	(2.180)	(2.092)	(1.536)

The financial statements of the Company are appended as Annex 1.

3. Business

Akcinė bendrovė DVARČIONIŲ KERAMIKA is engaged in the following business activities:

1. Retail trade: The Company sells through its trade outlets ceramic wall and floor tiles, glazed and unglazed stoneware tiles, sanitary fixtures, bathroom equipment and accessories.
2. Wholesale trade: The Company is also engaged in wholesale trade of products. Products are exported to Western Europe, Latvia, Estonia, Russia, Ukraine, and Belarus.
3. Production: Due to working capital shortages production has been suspended, however, production renewal process is undergoing rapid planning.

4. Clay mining: The Company is engaged in clay mining and sale of clay powder.
5. Lease of premises: Apart from its main activities, the Company is engaged in the lease of premises. The Company carries out all types of activity required to generate working capital.

The Company regularly takes part in various international exhibitions, receives awards from the organisers and positive feedback from visitors. The products of the Company have been awarded gold medals "Best Product of the Year" on a number of occasions.

Qualification of the Company

Since 1999, the Company has adopted and used advanced management systems: quality management system (ISO 9001) and environmental management system (ISO 14001:2004). The Company operates an accredited testing laboratory for testing and evaluation of the quality of products in line with the applicable standards of the European Union. The management systems referred to above help to ensure efficient conduct of business activities and provide competitive advantage on the market. Every year the management systems of the Company are subject to audit in order to improve such systems and adapt them to change.

4. Assets

According to the statement of financial position (balance sheet) as of 30 June 2016, the value of assets of the company is EUR 13,908,000, the value of non-current assets is EUR 13,608,000, and the value of its current assets is EUR 300,000.

The list of non-current assets is appended as Annex 2.

The current assets of the Company are comprised of the following:

Seq. No.	CURRENT ASSETS	Value, in EUR thousand, 30/06/2016
I.	INVENTORIES, PREPAYMENTS AND CONTRACTS IN PROGRESS	51
I.1.	Inventories	50
I.1.1.	Raw materials and components	25
I.1.2.	Work in progress	
I.1.3.	Finished products	6
I.1.4.	Goods for resale	19
I.2.	Prepayments	1
I.3.	Contracts in progress	
II.	AMOUNTS RECEIVABLE WITHIN ONE YEAR	70
II.1.	Trade debtors	67
II.2.	Amounts receivable from subsidiaries and associates	
II.3.	Other amounts receivable	3
III.	OTHER CURRENT ASSETS	
III.1.	Current investments	
III.2.	Time deposits	
III.3.	Other current assets	
IV.	CASH AND CASH EQUIVALENTS	179
	Total current assets:	300

Note: The Company has inventories in the amount of EUR 778,000; however, the amount of inventories disclosed in the balance sheet of the Company is only EUR 50,000, because provisions have been made for a portion of inventories.

List of debtors (detailed list containing payment dates and other information will be provided in the restructuring plan):

Seq. No.	Debtor	Code	Debt (EUR)
1.	UAB BALTIJOS KERAMIKA	110818840	6,266.60
2.	AB OMNITEL	110305282	770.96
3.	AB Lietuvos radijo ir televizijos centras	120505210	157.70
4.	UAB MEGIUM	121138984	579.56
5.	UAB PRUSTITAS	124996454	2,542.89
6.	UAB INFOSERVISAS	125326268	378.51
7.	UAB Mažeikių Varduva brach Varduvos prekyba	167383012	362.51
8.	GRESTAIL ČPTUP	200139	8,507.68
9.	UAB Krantehna	126297086	25,606.27
10.	UAB TAUPALDA	300600770	157.64
11.	UAB LiuManta	300712335	1,632.86
12.	UAB SRPV	301153977	565.11
13.	UAB Artesana	301740921	2,069.51
14.	UAB GASTROTECHNIKA	301819938	553.99
15.	Gyventojų asociacija/ Residents' association DVARČIONIŠKIAI	302307143	17.40
16.	UAB CAR CARE	302426418	13,611.13
17.	UAB RILAND	302474199	298.42
18.	UAB VISTA CERAMIC	302675017	43.87
19.	UAB Racionalus techninis servisas	303079269	1,881.38
20.	Berūkštis Egidijus	3601007	476.30
21.	Šližys Egidijus	380031105	58,00
22.	UAB IRIS	149587593	274.87
23.	Individualių gyvenamųjų namų savininkų bendrija / Private homeowner's association <i>Giedrakalnis</i>	303366924	37.53
24.	DOVGIALO ČESLAVA	904610	172.63
25.	UAB Srava	180239789	2,057.94
26.	UAB Dvarčionių prekyba	302614021	2,868.15
27.	EVROTRANS + OOO	200156	1,045.51
28.	DSN Trading OÜ	300099	1,843.36
29.	KARMEN - LVOV OOO	500036	40,947.03
30.	UAB MOLESTA	167553831	1,512.77
31.	P. W. SWIAT GLAZURY	800135	5,388,17
32.	UAB VĒTRŪNA	180315137	3,764.85

	Total:	126,451.10
--	---------------	-------------------

Note: Allocations of EUR 59,000 were made in order to cover certain debts that have not been repaid within more than one year, therefore the receivable debts in the balance sheet were reduced up to EUR 67,000. However, majority of debts from the total amount (EUR 126,000) are existing and shall be recovered.

REASONS HAVING LED THE COMPANY TO TEMPORARY FINANCIAL DIFFICULTY

Financial difficulties of the Company were caused by the downturn in the construction and real estate sectors, having led to lower sales volumes of the Company's products. The Company conducts its business and generates steady income from operations; however, due to the downturn the Company's turnover dropped significantly. Moreover, due to a dispute between the Company and its creditor Swedbank, the Company's access and ability to use working capital was restricted. Due to the reasons stated above the Company was unable to restore its profits to the level generated prior to the downturn in the construction and real estate markets.

In dealing with its chronic problems, the Company encountered liquidity problems. The global 2008–2009 crisis had twofold damaging implications for the Lithuanian construction materials sale sector – reduction of sales volumes and reduction of generated added value. Although the scope of construction operations was restored to its original level, generation of added value remained low as long as until 2013–2014, leading to strong competition in the sale sector, low prices, and, respectively, low profitability or even operation at a loss. Taking into account that the Company has high fixed costs (amortisation of real estate, high rates of interest on loans), in the post-crisis period the Company operated at a loss, and such cumulative loss and resulting liquidity problems now prevent it from conducting its business efficiently.

In response to changes in the market and a decline in the demand for its products, production was reorganised, the less efficient of the two production lines was closed, more than 120 employees were made redundant and received redundancy payments. This led the Company to incur additional financial costs.

Taking into account that the Company's assets not used directly in operations were mortgaged in favour of Swedbank, AB and the Company was unable to sell such assets due to objection from Swedbank AB to the sale of such assets, despite the proposal that the greater part of the proceeds from the sale of such assets would be transferred directly to Swedbank, AB. For this reason, the Company failed to receive at least a portion of proceeds from its assets not used directly in operations, and on top of that, it incurred additional costs of maintenance and operation of such assets.

Due to the dispute with its main creditor the Company sustained damages in the amount of EUR 13.3m and seeks an award of such damages in civil case No 2A-831-XX/2016 pending before the Court of Appeal of Lithuania.

All the factors mentioned above determine inability of the Company to conduct its business properly. The amount of revenue currently generated by the Company is sufficient only to ensure current operations of the Company. Restructuring of the Company's debts would provide working capital for the development of production, reduce the cost of production, the Company would ensure availability of the range of its products, which would result in increased sales and ability of the Company to settle with its creditors.

When planning its further operations the Company has already used its internal restructuring resources – reduced the cost of wages and administrative costs, reduced the outstanding debt amount (accounts receivable) and focused only on sale of products generating greater added value.

It is essential that due to the dispute with a single creditor the Company is unable to develop its production and trade, because the creditor prevents it from accessing working capital.

LIST OF CREDITORS

The attached comprehensive list of the company's creditors includes the following: the creditor's full name and place of residence (where the creditor is a natural person); the creditor's name, registered address and/or the place of business (where the creditor is a legal entity); the amounts of claims are specified in **Annex 3**. Please note that all the claims marked with an asterisk (*) in the table below have been secured by pledging the company's property. The settlement of other creditors' claims has not been secured by any collateral.

The debt owed to the creditors as per data of 30 June 2016 amounted to EUR 8,256,000, of which the amounts payable after one year and long-term liabilities equalled EUR 1,682,000, and the amounts due within one year and short-term liabilities totalled EUR 6,574,000.

The list of creditors by the nature of debts:

No	AMOUNTS PAYABLE AND LIABILITIES	Amount, in thousand EUR
I.	AMOUNTS PAYABLE AFTER ONE YEAR AND LONG-TERM LIABILITIES	1,682
I.1.	Financial debts	1,682
I.1.1.	Leasing/financial lease and similar liabilities *	
I.1.2.	Amounts due to credit institutions *	
I.1.3.	Miscellaneous financial debts	1,682
I.2.	Trade payables	
I.3.	Advance payments received	
I.4.	Provisions	
I.4.1.	Coverage of liabilities and settlement of claims	
I.4.2.	Retirement pensions and similar liabilities	
I.4.3.	Miscellaneous provisions	
I.5.	Deferred tax liability	
I.6.	Other amounts payable and long-term liabilities	
II.	AMOUNTS DUE WITHIN ONE YEAR AND SHORT-TERM LIABILITIES	6,574
II.1.	Amount of long-term debts of the current year *	
II.2.	Financial debts	5,848
II.2.1.	Amounts due to credit institutions	5,848
II.2.2.	Miscellaneous debts	
II.3.	Trade payables	567
II.4.	Advance payments received	6
II.5.	Income tax liabilities	
II.6.	Employment-related liabilities	8
II.7.	Provisions	17
II.8.	Other amounts payable and short-term liabilities	128
	TOTAL:	8,256

1) Stage I shall include the settlement of creditors' claims pertaining to the employment relations; claims for damages incurred as a result of mutilation or other bodily injury, occupational disease or death from an accident at work – the company has no such creditors' claims.

2) Stage II shall cover the settlement of remaining creditors' claims, except for those to be met in stage III.

3) Stage III shall deal with the settlement of other employment-unrelated claims made by the participants of the Company undergoing restructuring who have become the Company's creditors prior to the restructuring proceeding, who, separately or in conjunction with other participants, have control over the Company under restructuring (who have become the Company's creditors, both directly and indirectly, through the parent or subsidiary companies or through legal entities of other legal forms, and who may exercise their influence over the adoption of decisions in the participants' meeting of such legal entities.

Every lower-ranking claim in each stage shall be settled upon a full settlement of non-lower-ranking claims of creditors in the preceding stage. Should the funds are insufficient to fully settle the claims of a single ranking, such claims shall be settled in proportion to the amount due to each creditor. The claims of creditors who had not reached the deadline for the fulfilment of liabilities prior to the restructuring procedure shall be settled earlier than the date of such maturities. All the creditors' claims shall be settled by a fixed ranking in two stages. Stage I shall cover the settlement of creditors' claims excluding accrued interest and penalties, while stage II shall deal with the settlement of outstanding creditors' claims (interest and penalties) in the same order.

The pledgee's claims shall be settled by revenues generated from the sale of partially pledged assets, besides there is a plan to sell real estate not in use for the price of EUR 4.6m (Annex 6). The pledgee's claims shall also be settled by other amounts receivable, which proportion of allocation for the settlement of the pledgee's claims shall be adjusted in the course of drafting the restructuring plan.

The creditors' claims shall be settled during the implementation of the restructuring plan. All the creditors' claims are intended to be settled by the end of the restructuring process. The company plans to negotiate with creditors on the rebates. A complete schedule for the settlement of creditors' claims shall be set out in the restructuring plan. In addition to the outline thereof, we hereby submit the following preliminary business plan whereby funds will be earned to settle the creditors' claims:

No	ITEMS	2016	2017	2018	2019	2020
I	SALES REVENUE	120	5,000	7,000	9,000	11,000
II	COST OF SALE	100	3,500	4,500	5,700	6,700
III	GROSS PROFIT/LOSS	20	1,500	2,500	3,300	4,300
IV	OPERATING COSTS	830	1,500	1,700	1,900	2,000
IV.1	Cost price of sales	230	700	800	900	1,000
IV.2	General and administrative expenses	600	800	900	1,000	1,000
V	OPERATING PROFIT/LOSS	(810)	0	800	1,400	2,300
VI	MISCELLANEOUS ACTIVITIES	430	3,000	1,600	-	-
VI.1	Revenues	430	3,000	1,600	-	-
VI.2	Costs	-	-	-	-	-
VII	FINANCIAL AND INVESTMENT ACTIVITIES	(7)	(25)	(25)	(25)	(25)
VII.1	Revenues	3	-	-	-	-

VII.2	Costs	10	25	25	25	25
VIII	OPERATING PROFIT/LOSS	(387)	2,975	2,375	1,375	2,275
IX	PROFIT/LOSS BEFORE TAXES	(387)	2,975	2,375	1,375	2,275
X	CORPORATE INCOME TAX	-	-	-	-	-
XI	NET PROFIT/LOSS	(387)	2,975	2,375	1,375	2,275
XII	INVESTMENTS RECEIVED		3,500			

Operating funds allocated for the implementation if the restructuring plan within 2016-2020: EUR 3,600,000.

The remaining amount (EUR 4,6m) necessary for the settlement of the creditors' claims shall be received from the sale of assets. There is a plan to sell real estate not in use for the price of EUR 4,6m (Annex 6).

Settlement of claims of the creditors associated with the Company amounting to EUR 782,000 is projected during the restructuring period, but the Company has agreements with the persons associated with the Company concerning postponement of payment of creditors' claim (EUR 782,000) after the restructuring period. Therefore the Company has a time reserve for repayment of this sum, should implementation of the plan does not go as intended.

Below is the schedule for the settlement of creditors' claims.

Annex 4:

Sources of income	2017	2018	2019	2020	Total
From the Company's activities		500	1124	1976	3600
From the sale of a real estate	3000	1600			4600
Total:	3000	2100	1124	1976	8200

The deficient working capital will be **funded by the shareholders** provided that the restructuring proceedings are initiated against the Company.

WARRANTIES, GUARANTEES AND OTHER MEASURES OF ASSURANCE OF PERFORMANCE OF OBLIGATIONS

Warranties, guarantees and other obligations performance assurance measures, which have been granted by the Company to third parties (details of third parties and persons who have granted credits to the third parties: for a natural person – first name, surname, home address, for a legal person – name, code, address of the registered office and/or operation site; amounts of credits granted to third parties and amounts of warranties, guarantees and other measures of assurance of obligations performance):

The Company has not granted any warranties or guarantees to any third parties.

In order to assure the performance of obligations, the Company has pledged a movable and immovable property (Annex 5).

**INFORMATION ON LAWSUITS PERTAINING TO PROPERTY CLAIMS AGAINST THE
COMPANY**

At the moment of drafting the Outline there are no pending lawsuits pertaining to property claims against the Company.

VOLUNTARY OBLIGATION OF THE COMPANY TO PAY INTEREST TO THE CREDITORS FOR THE PERIOD FROM THE DATE OF ENTRY INTO FORCE OF THE COURT DECISION TO INITIATE THE RESTRUCTURING PROCEEDINGS UNTILL THE DATE OF ENTRY INTO FORCE OF THE COURT DECISION TO CONFIRM THE RESTRUCTURING PLAN OF THE COMPANY

Upon agreement between the Company and creditor "Swedbank", AB on the creditor's requirement for the repayment proportions and succession, the Company shall consider the possibility to pay to creditor "Swedbank", AB interest under the rate arranged with the creditor and meeting the market average, until the date of entry into force of the court decision to confirm the restructuring plan. Payment of interest to other creditors is not projected, the repayment schedule shall be divided into 4 years.

Before the confirmation of the restructuring plan the Company is going, with the court clearance, to realise a part of the property pledged to "Swedbank", AB, which will result in the decrease of the payable interest amount.

DRAFT BUSINESS PLAN WITH FURTHER DETERMINATION OF THE MEASURES AND THEIR PERFORMANCE TERMS

During the restructuring process the Company shall apply organizational, technical, economic and other measures, which will enable the restoration of the Company's long-term solvency, settlements with the existing creditors and avoidance of bankruptcy.

In order to implement the goals provided under LRE , the Company shall:

- Continue the sales activities, launch the manufacture of inserts and decors, by focussing on items of higher added value, which will allow for the optimization of the operational result;
- Optimize the costs by reducing the fixed costs, by abandoning any unnecessary functions and the relevant staff;
- Redeem the trust of the creditors, personnel, customers in as much as it will perform the current payments in due time;
- Recover the outstanding receivables and shall end litigations, whenever possible;
- Realize immovable property which is associated with high costs (depreciation and interest), and shall employ the obtained income both to settle the claims of the collateral holder and to finance the operating activities.

Detailed restructuring plan premises, implementation measures and stages shall be provided together with the restructuring plan. This Outline constitutes the key provisions (guidelines) of the prospective restructuring plan, which shall be elaborated on and amended together with the restructuring plan of the Company.

1. Essential plan implementation measures

The essential plan implementation measures shall include:

1) Additional issue of shares

The Company is going to increase the authorised capital by an additional issue of shares. As a result, the Company expects to receive at least EUR 3.5m, which may be used for: 1) adjustment of the current manufacturing capacities for the production of inserts and decors; 2) working capital, which shall be used to purchase tiles from manufacturers; 3) settlement of a part of claims of the creditors.

Out of EUR 3.5m received from the additional issue of shares, EUR 250,000 shall be paid out to the Company after opening the restructuring proceedings. Hence, as soon as the restructuring proceedings have been commenced, the Company would receive EUR 250,000, which could be employed for the adjustment of the manufacturing capacities to the production of decors, and purchase of tiles.

Should the investment appear to be successful, a possibility of an additionally increase of equity capital from investors' contributions could be considered.

2) Manufacture of inserts and decors

Given that the manufacture of decors is several more times profitable than manufacture of tiles, the Company is planning to adapt the existing manufacturing capacities to the production of decors. To that end the Company shall allocate a portion of the funds obtained from the equity capital increase.

Given the Company's contracts with retail chains in Lithuania, Latvia and Estonia, plus the valuable trademark, the value of which is unquestionable even to the Company's biggest creditor, the Company is planning to reach an annual turnover of EUR 11m from the manufacture and sale of inserts and decors.

The Company shall abandon manufacture of tiles, shall purchase tile collections from other suppliers, shall manufacture decors for the tiles purchased and shall cut the manufacturing costs and increase the profits accordingly. This will lead to the reduction of the creditors' claims.

3) Sale of immovable property

The Company operates in its own buildings located at Keramikų g. 2, Vilnius, as well as in sales locations in Vilnius, Klaipėda. The upkeep and amortisation of other buildings of the Company trigger particularly high costs, therefore, the plan is to sell the immovable property which is not used for the Company's operations. The Company shall consider the possibility of moving the operations to smaller premises under lease, with lower expenditure for the upkeep, or transfer of a part of its own functions, including holding and maintenance of machinery, manufacturing shops, etc., to third parties (service providers) on the basis of agreements.

Should there be a potential buyer, the Company shall aim at selling a part of the premises before the confirmation of the restructuring plan, after the court clearance for the sale of property. The estimated price of the part of the property to be sold – about EUR 3m. The remaining property shall be sold during the restructuring process.

The sale of the property pledged to creditor "Swedbank", AB, would generate funds to be used to cover the collateral holder's credits (about EUR 3m).

The time of sale of immovable property objects is hardly predictable, however, similar sales of property objects normally last more than one year. According to our estimations, in 2017 we will sell the immovable property which is not used, whereas the sale of the remaining property is projected in 2017 for the price of EUR 1.6m..

Immovable property lease

Whereas, as mentioned above, sale of immovable property objects may take quite a considerable time and the Company for its own needs uses its own immovable property minimally, currently a part of the premises is given for lease. At the moment 4 200 m² are given for lease and the rent income amount EUR 94.000 per year. The lessees shall lease warehousing and sale (3 930 m²) as well as administrative (270 m²) areas.

The lease operations will be continued until the very moment of sale of the immovable property. The lease income shall be directed towards the cover of the costs related to the administration of the immovable property, operational costs of the Company, whereas the remaining amount shall be directed towards the settlement of the creditors' claims.

4) Reduction of operational costs.

The Company shall optimize the administrative, service and support staff costs.

The Company shall sell a part of the existing stock, other immovable property, which will give rise to additional income.

The table below shows the average monthly costs incurred and planned:

Operational costs	First half of 2016	Second half of 2016
Personnel salaries per month	20,000	16,000
Taxes payable to State Social Insurance Fund Board and Tax Inspectorate	12,000	10,000
Power and gas fees, other upkeep costs	7,000	7,000
Legal services	5,000	5,000
Security	6,000	6,000
Communication services	1,000	1,000
Transport, fuel	3,000	3,000
Other services	18,000	12,000
Total operational costs:	72,000	60,000

2. Abandonment of loss-making operations, diversification of activities, production of new products (goods or services), current or expected sales contracts and other prospects of Company

The Company is not engaged in other loss-making operations and is not going to abandon any such activities. The Company is planning to engage in the production of decors as their general profitability is several times higher than that of production of tiles.

The Company is going to continue the development of manufacturing and sales activities, to supply products to other chains of shops. Diversification of activities and other operational prospects will be further described in detail in the restructuring plan.

3. Property owned or planned to be acquired by the Company, necessary for the Company's operations

A more detailed information on the Company's property is given in other sections of the Outline. Currently the Company disposes of the entire property that is needed for its operations and is not planning any additional significant acquisitions.

4. Property of the Company to be sold and/or transferred, procedure of the sale and/or transfer, predicted income and its application

Sale of immovable property which is not used in the Company's operations is planned. Funds obtained from the sale of the pledged immovable property shall be used to cover the credit contract of the collateral holder "Swedbank", AB.

The Company owns immovable property of high value. A part of the immovable property which is not used by the Company shall be sold.

Details of the process of sale of the Company's immovable property are given in the section "Essential plan implementation measures".

Furthermore, the Company is going to sell a part of the movable property.

5. Property to be revalued or written-off in accordance with the legislation of the Republic of Lithuania, the predicted related costs or income

According to the latest data, the Company's property has been revalued and the Company is not planning any additional writing-off or revaluation of the property for the purpose of

restructuring. Tools used in the Company's operations shall be written-off in a regular procedure, as required by the legislation applied to the drawing of financial accountability and with regard to deprecation/use of the tools to be written-off.

6. Contracts to be terminated, concluded before the date of opening the restructuring proceedings, and the predicted outcomes of such termination

The Company is not planning to terminate any contracts, hence provides no additional comments on them or the outcomes of termination.

7. Planned structural reforms, number of employees to be dismissed or employed and the related costs

During the restructuring process the Company shall implement structural reforms, which will be organized with regard to the current situation, with the aim to assure work efficiency and operational profitability.

8. Planned credits, their value and conditions, means of assurance of performance of crediting agreements and other sources of finance

The Company is not going to apply for additional credits.

ESTIMATE OF ADMINISTRATIVE COSTS, COVERING THE RESTRUCTURING ADMINISTRATOR'S FEE, FOR THE PERIOD FROM THE DATE OF ENTRY INTO FORCE OF THE COURT DECISION TO INITIATE THE RESTRUCTURING PROCEEDINGS TILL THE DATE OF ENTRY INTO FORCE OF THE COURT DECISION TO CONFIRM THE RESTRUCTURING PLAN

Estimate of administrative costs, covering the restructuring administrator's fee, for the period from the date of entry into force of the court decision to initiate the restructuring proceedings till the date of entry into force of the court decision to confirm the restructuring plan:

1. Administrator's fee – EUR 10,000 plus VAT for the period till the confirmation of the restructuring plan.
2. Other administrative costs related to the restructuring process (communication, post, stationery, transport, advertising in press, etc.) – according to the fact.

CONCLUSIONS

The Company is experiencing temporary financial difficulties but its operations are viable. Upon implementation of the restructuring plan the Company will restore the long-term solvency and will remain competitive in the market.

It should be noted that operations of joint stock company "DVARČIONIŲ KERAMIKA" is profitable in essence and a further development of activities is planned after settlement with all the creditors of the Company. To that end the Company must be restructured, retained and its commercial economic activities must be developed. Major causes which instigated the financial difficulties are being currently eliminated. The Company is also trying to liquidate the outcomes of the difficulties, including covering of all the debts to creditors. All the presumptions for a successful restructuring process exist: the Company develops its operations; draft business plan is prepared (exhaustive business plan will be prepared and given in the Company's restructuring plan); the Company's technical grounds (human resources – professional team) are well developed and viable for a successful performance.

The restructuring shall involve optimization of the volumes of activities to the extent that the Company's operations and key elements leading to success could be effectively controlled.

Income currently generated by the Company is sufficient to maintain current operations and to settle with a part of the creditors. Given the forecasted growth of Lithuanian economy and the changing market circumstances, the Company is capable of settlement with all its creditors.

The restructuring process is useful to the creditors as it will facilitate the following:

- To perform the current obligations and repay the debts to the creditors. In case of bankruptcy process, settlement of claims of the collateral holder would be credible only. Moreover, bankruptcy proceedings would significantly increase creditors' claims (added costs related to the dismissal of employees, taxes, etc.);
- To perform obligations triggered during the restructuring and to settle with creditors who would appear during the restructuring;
- To restore the Company's long-term solvency;
- To avoid the Company's bankruptcy;
- To retain the Company's operations and to make it possible to develop the Company's activities in the future and to contribute to the growth of economy of the Republic of Lithuania, to pay taxes and stimulate market competition;
- To increase operation volume, to earn profit from economic commercial activities.

The following measures shall be employed to achieve the above goals:

- Long-term restructuring of the Company's debts to the creditors, by splitting the payments to the creditors throughout the whole period of restructuring;
- Continuity of the Company's operations, implementation of new manufacturing, operational stability and optimization with regard to the costs;
- Property sale.

Upon initiation of the Company's restructuring proceedings, based on this outline of restructuring plan, the restructuring plan will be prepared and provided for the approval and confirmation by the creditors and court.

ANNEXES

1. Sets of financial statements for 2013-2015 and of 30 June 2016;
2. List of fixed assets;
3. List of credits;
4. Schedule of settlement of the creditors' claims;
5. List of the pledged property;
6. List of real estate not in use, which is projected to be sold.

Director General Liudmila Suboč



DVARČIONIŲ KERAMIKA AB
COMPANY'S SEPARATE STATEMENT OF FINANCIAL POSITION
AS OF 31 DECEMBER 2013

All amounts are in LTL thousands, unless otherwise stated

	Notes	2013	2012
ASSETS			
Property, plant and equipment	5	24 919	28 235
Intangible assets	6	-	2
Investment property	7	13	22
Investments in associates	8	300	300
Total non-current assets		25 232	28 559
Inventories	9	3 413	10 506
Prepaid income tax		-	-
Trade and other receivables	10	2 572	3 848
Cash and cash equivalents	11	1 128	57
Total current assets		7 113	14 411
TOTAL ASSETS		32 345	42 970
EQUITY			
Share capital	12	19 811	19 811
Legal reserve	12	125	125
Revaluation reserve	5	9 581	10 186
Accumulated losses		(24 023)	(19 355)
Total equity		5 494	10 767
LIABILITIES			
Loans	14	2 692	-
Finance lease liabilities	15	-	-
Deferred tax liabilities	28	-	1 950
Long term prepayments	29	-	1 698
Total non-current liabilities		2 692	3 648
Loans	14	18 208	19 026
Finance lease liabilities	15	-	97
Trade payables	17	5 081	7 035
Prepayments		35	178
Other payables and accrued expenses	18	835	2 219
Total current liabilities		24 159	28 555
Total liabilities		26 851	32 203
TOTAL EQUITY AND LIABILITIES		32 345	42 970

The accompanying notes on pages from 41 to 63 are an integral part of these financial statements.

These financial statements were approved and signed on 4 April 2014:



General Manager
Liudmila Suboč



Chief Accountant
Elna Suveizdienė


DVARČIONIŲ KERAMIKA AB
COMPANY'S SEPARATE STATEMENT OF COMPREHENSIVE INCOME
FOR THE YEAR ENDED 31 DECEMBER 2013


All amounts are in LTL thousands, unless otherwise stated

	Notes	2013	2012
Income	19, 20	16 137	24 358
Cost of sales	20, 21	(13 212)	(20 548)
Gross profit		2 925	3 810
Other income	22	875	533
Selling expenses	23	(3 543)	(5 115)
Administrative expenses	24	(7 010)	(4 089)
Result from operating activities		(6 753)	(4 861)
Finance income	26	2	9
Finance cost	26	(472)	(581)
Net finance cost		(470)	(572)
Loss before taxes		(7 223)	(5 433)
Income tax (expense) benefit	28	1 950	130
Net loss		(5 273)	(5 303)
Other comprehensive income, net of taxes		605	669
Total comprehensive income for the period, net of taxes		(4 668)	(4 634)
Loss per share			
Basic and diluted loss per share (in LTL)	13	(0,53)	(0,54)

The accompanying notes on pages from 41 to 63 are an integral part of these financial statements.

These financial statements were approved and signed on 4 April 2014:


 General Manager
 Liudmila Suboč


 Chief Accountant
 Elona Suveizdienė

DVARČIONIŲ KERAMIKA AB
COMPANY'S SEPARATE STATEMENT OF CHANGES IN EQUITY
FOR THE YEAR ENDED 31 DECEMBER 2013

All amounts are in LTL thousands, unless otherwise stated

	Notes	Share capital	Legal reserve	Revaluation reserve	Accumulated losses	Total equity
Balance as of 31 December 2011		19 811	125	10 855	(14 721)	16 070
Loss for the period		-	-	-	(5 303)	(5 303)
Decrease of revaluation reserve due to depreciation or write-off of revaluated assets		-	-	(669)	669	-
Balance as of 31 December 2012	12	19 811	125	10 186	(19 355)	10 767
Loss for the period		-	-	-	(5 273)	(5 273)
Decrease of revaluation reserve due to depreciation or write-off of revaluated assets	5	-	-	(605)	605	-
Balance as of 31 December 2013	12	19 811	125	9 581	(24 023)	5 494

The accompanying notes on pages from 41 to 63 are an integral part of these financial statements.

These financial statements were approved and signed on 4 April 2014:



General Manager
Liudmila Suboč



Chief Accountant
Elonā Suveizdienē


DVARČIONIŲ KERAMIKA AB
COMPANY'S SEPARATE STATEMENT OF CASH FLOWS
FOR THE YEAR ENDED 31 DECEMBER 2013


All amounts are in LTL thousands, unless otherwise stated

	Notes	2013	2012
Cash flow from operating activities:			
Loss for the year		(5 273)	(5 303)
Adjustments for:			
Depreciation and amortization	5,6,7	3 393	4 105
Net result from disposal and write-off of non-current assets		-	9
Impairment of non-current assets	24	-	-
Impairment of trade receivables	10	(51)	109
Write-off (reversal) of inventory to net realizable value	9	642	(163)
Interest, net	26	240	345
Deferred and income tax expenses	28	(1 950)	(130)
		(2 999)	4 275
Change in inventories	9	6 451	1 181
Change in trade and other receivables	10	1 327	(310)
Change in trade and other payables	17	(1 954)	374
Change in prepayments		(143)	(44)
Change in other payables and accrued expenses	18	(1 384)	(9)
		4 297	1 192
Interest paid		(66)	(139)
Income tax paid		-	-
Net cash from operating activities		(66)	(139)
Cash flows from investing activities:			
Acquisitions of non-current tangible assets	5	(80)	(20)
Acquisitions of intangible assets	6	-	(2)
Proceeds from sales of non-current tangible assets		14	4
Interest received	26	2	5
Net cash from/used in investing activities		(64)	(13)
Cash flows from financing activities:			
Loans received	14	-	-
Repayment of loans	14	-	-
Repayment of finance lease	15	(97)	(76)
Net cash used in financing activities		(97)	(76)
Net decrease in cash and cash equivalents		1 071	(64)
Cash and cash equivalents at the beginning of the year	11	57	121
Cash and cash equivalents at the end of the year	11	1 128	57

The accompanying notes on pages from 41 to 63 are an integral part of these financial statements.

These financial statements were approved and signed on 4 April 2014


 General Manager
 Liudmila Suboč


 Chief Accountant
 Elona Šuveizdienė

DVARČIONIŲ KERAMIKA AB
COMPANY'S SEPARATE STATEMENT OF FINANCIAL POSITION
AS OF 31 DECEMBER 2014

All amounts are in LTL thousands, unless otherwise stated

	Notes	2014	2013
ASSETS			
Property, plant and equipment	5	22 463	24 919
Intangible assets	6	-	-
Investment property	7	3	13
Investments in associates	8	300	300
Total non-current assets		22 766	25 232
Inventories	9	1 453	3 413
Prepaid income tax		-	-
Trade and other receivables	10	621	2 572
Cash and cash equivalents	11	1 575	1 128
Total current assets		3 649	7 113
TOTAL ASSETS		26 415	32 345
EQUITY			
Share capital	12	19 811	19 811
Legal reserve	12	125	125
Revaluation reserve	5	9 056	9 581
Accumulated losses		(31 026)	(24 023)
Total equity		-2 034	5 494
LIABILITIES			
Loans	14	2 701	2 692
Finance lease liabilities	15	-	-
Deferred tax liabilities	28	-	-
Long term prepayments	29	-	-
Total non-current liabilities		2 701	2 692
Loans	14	20 192	18 208
Finance lease liabilities	15	-	-
Trade payables	17	5 045	5 081
Prepayments		27	35
Other payables and accrued expenses	18	484	835
Total current liabilities		25 748	24 159
Total liabilities		28 449	26 851
TOTAL EQUITY AND LIABILITIES		26 415	32 345

The accompanying notes on pages from 39 to 62 are an integral part of these financial statements.

These financial statements were approved and signed on 2 April 2015:



General Manager
Liudmila Suboč



Chief Accountant
Elona Suveizdiené

DVARČIONIŲ KERAMIKA AB
COMPANY'S SEPARATE STATEMENT OF COMPREHENSIVE INCOME
FOR THE YEAR ENDED 31 DECEMBER 2014

All amounts are in LTL thousands, unless otherwise stated

	Notes	2014	2013
Income	19, 20	2 459	16 137
Cost of sales	20, 21	(1 909)	(13 212)
Gross profit		550	2 925
Other income	22	649	875
Selling expenses	23	(1 086)	(3 543)
Administrative expenses	24	(5 619)	(7 010)
Result from operating activities		(5 506)	(6 753)
Finance income	26	3	2
Finance cost	26	(2 025)	(472)
Net finance cost		(2 022)	(470)
Loss before taxes		(7 528)	(7 223)
Income tax (expense) benefit	28	-	1 950
Net loss		(7 528)	(5 273)
Other comprehensive income, net of taxes		525	605
Total comprehensive income for the period, net of taxes		(7 003)	(4 668)
Loss per share			
Basic and diluted loss per share (in LTL)	13	(0,76)	(0,53)

The accompanying notes on pages from 39 to 62 are an integral part of these financial statements.

These financial statements were approved and signed on 2 April 2015:



General Manager
Liudmila Suboč



Chief Accountant
Elona Šušėzdiėnė

DVARČIONIŲ KERAMIKA AB
COMPANY'S SEPARATE STATEMENT OF CHANGES IN EQUITY
FOR THE YEAR ENDED 31 DECEMBER 2014

All amounts are in LTL thousands, unless otherwise stated


	Notes	Share capital	Legal reserve	Revaluation reserve	Accumulated losses	Total equity
Balance as of 31 December 2012		19 811	125	10 186	(14 721)	16 070
Loss for the period		-	-	-	(5 303)	(5 303)
Decrease of revaluation reserve due to depreciation or write-off of revaluated assets		-	-	(605)	605	-
Balance as of 31 December 2013	12	19 811	125	9 581	(24 023)	5 494
Loss for the period		-	-	-	(7 528)	(7 528)
Decrease of revaluation reserve due to depreciation or write-off of revaluated assets	5	-	-	(525)	525	-
Balance as of 31 December 2014	12	19 811	125	9 056	(31 026)	-2 034

The accompanying notes on pages from 39 to 62 are an integral part of these financial statements.

These financial statements were approved and signed on 2 April 2015



General Manager
Liudmila Suboč



Chief Accountant
Elona Suveizdienė


DVARČIONIŲ KERAMIKA AB
COMPANY'S SEPARATE STATEMENT OF CASH FLOWS
FOR THE YEAR ENDED 31 DECEMBER 2014

All amounts are in LTL thousands, unless otherwise stated

	Notes	2014	2013
Cash flow from operating activities:			
Loss for the year		(7 528)	(5 273)
Adjustments for:			
Depreciation and amortization	5,6,7	2 466	3 393
Net result from disposal and write-off of non-current assets		-	-
Impairment of non-current assets	24	-	-
Impairment of trade receivables	10	14	(51)
Write-off (reversal) of inventory to net realizable value	9	426	642
Interest, net	26	-	240
Deferred and income tax expenses	28	-	(1 950)
		(2 906)	(2 999)
Change in inventories	9	1 534	6 451
Change in trade and other receivables	10	1 937	1 327
Change in trade and other payables	17	(36)	(1 954)
Change in prepayments		(8)	(143)
Change in other payables and accrued expenses	18	(1 642)	(1 384)
		5 069	4 297
Interest paid		-	(66)
Income tax paid		-	-
Net cash from operating activities		-	(66)
Cash flows from investing activities:			
Acquisitions of non-current tangible assets	5	-	(80)
Acquisitions of intangible assets	6	-	-
Proceeds from sales of non-current tangible assets		-	14
Interest received	26	3	2
Net cash from/used in investing activities		3	(64)
Cash flows from financing activities:			
Loans received	14	-	-
Repayment of loans	14	-	-
Repayment of finance lease	15	-	(97)
Net cash used in financing activities		-	(97)
Net decrease in cash and cash equivalents		447	1 071
Cash and cash equivalents at the beginning of the year	11	1 128	57
Cash and cash equivalents at the end of the year	11	1 575	1 128

The accompanying notes on pages from 39 to 62 are an integral part of these financial statements.

These financial statements were approved and signed on 2 April 2015


 General Manager
 Liudmila Suboč


 Chief Accountant
 Elona Suveizdiené

DVARČIONIŲ KERAMIKA AB
COMPANY'S SEPARATE STATEMENT OF FINANCIAL POSITION
AS OF 31st of DECEMBER 2015

All amounts are in EUR thousands, unless stated otherwise


	Notes	2015	2014
ASSETS			
Property, plant and equipment	5	12630	6505
Intangible assets	6	1823	-
Investment property		-	1
Investments in associates	7	87	87
Total non-current assets		14540	6593
Inventories	8	55	421
Trade and other receivables	9	65	180
Cash and cash equivalents	10	356	456
Total current assets		476	1057
TOTAL ASSETS		15016	7650
EQUITY			
Share capital	11	5745	5738
Legal reserve	11	36	36
Revaluation reserve	5	11075	2623
Accumulated losses		(10109)	(8986)
Total equity		6747	-589
LIABILITIES			
Loans	13	782	782
Finance lease liabilities	14, 15	-	-
Deferred tax liabilities		-	-
Total non-current liabilities		782	782
Loans	13	5848	5848
Finance lease liabilities		-	-
Trade payables	16	1478	1461
Prepayments		7	8
Other payables and accrued expenses	17	154	140
Total current liabilities		7487	7457
Total liabilities		8269	8239
TOTAL EQUITY AND LIABILITIES		15016	7650

The accompanying notes on pages from 52-61 are an integral part of these financial statements.

These financial statements were approved and signed on 4th April 2016:



General Manager
Liudmila Suboč



Chief Accountant
Elona Suveizdienė

DVARČIONIŲ KERAMIKA AB
COMPANY'S SEPARATE STATEMENT OF COMPREHENSIVE INCOME
FOR THE YEAR ENDED on 31st of DECEMBER 2015
All amounts are in EUR thousands, unless stated otherwise

	Notes	2015	2014
Income	18	122	712
Cost of sales	19, 23	(108)	(553)
Gross profit		14	159
Other income	20	415	188
Selling expenses	21, 23	(229)	(313)
Administrative expenses	22, 23	(1531)	(1628)
Result from operating activities		(1331)	(1594)
Finance income	24	3	1
Finance cost	24	(11)	(587)
Net finance cost		(8)	(586)
Loss before taxes		(1339)	(2180)
Income tax (expense) benefit		-	-
Net loss		(1339)	(2180)
Other comprehensive income, net of taxes		216	152
Total comprehensive income for the period, net of taxes		(1123)	(2028)
Loss per share			
Basic and diluted loss per share (in EUR)	12	(0,14)	(0,22)

The accompanying notes on pages from 52-61 are an integral part of these financial statements.

These financial statements were approved and signed on 4th of April 2016:



General Manager
Liudmila Suboč



Chief Accountant
Elona Suveizdienė

DVARČIONIŲ KERAMIKA AB
COMPANY'S SEPARATE STATEMENT OF CHANGES IN EQUITY
FOR THE YEAR ENDED on 31st of DECEMBER 2015
All amounts are in EUR thousands, unless stated otherwise

	Notes	Share capital	Legal reserve	Revaluation reserve	Accumulated losses	Total equity
Balance as of 31st December 2013		5738	36	2775	(6958)	1591
Loss for the period		-	-	-	(2180)	(2180)
Decrease of revaluation reserve due to depreciation or write-off of revaluated assets		-	-	(152)	152	-
Balance as of 31st December 2014	11	5738	36	2623	(8986)	-589
Loss for the period		-	-	-	(1339)	(1339)
Influence of currency conversion on share's nominal value		7	-	-	-	7
Revaluation of noncurrent assets		-	-	8668	-	8668
Change of revaluation reserve due to depreciation or write-off of revaluated assets		-	-	(216)	216	-
Balance as of 31st December 2015	11	5745	36	11075	(11109)	6747

The accompanying notes on pages from 52-61 are an integral part of these financial statements.

These financial statements were approved and signed on 4th of April 2016



General Manager
Liudmila Suboč




Chief Accountant
Elona Suveizdienė

DVARČIONIŲ KERAMIKA AB
COMPANY'S SEPARATE STATEMENT OF CASH FLOWS
FOR THE YEAR ENDED on 31st of DECEMBER 2015
All amounts are in EUR thousands, unless stated otherwise


	Notes	2015	2014
Cash flow from operating activities:			
Loss for the year		(1139)	(2180)
Adjustments for:			
Depreciation and amortization		738	714
Net result from disposal and write-off of non-current assets		-	-
Impairment of non-current assets		-	-
Impairment of trade receivables		(33)	3
Write-off (reversal) of inventory to net realizable value		295	123
Interest, net		-	-
Deferred and income tax expenses		-	-
		(339)	(1340)
Change in inventories		71	444
Change in trade and other receivables		143	561
Change in trade and other payables		27	(10)
Change in prepayments		5	(2)
Change in other payables and accrued expenses		(7)	476
		239	1469
Interest paid		-	-
Income tax paid		-	-
		-	-
Net cash from operating activities		(100)	129
Cash flows from investing activities:			
Acquisitions of non-current tangible assets		-	-
Interest received		-	-
Proceeds from sales of non-current tangible assets		-	-
Revaluation reserve change		-	-
Net cash from/used in investing activities		-	-
Cash flows from financing activities:			
Loans received		-	-
Repayment of loans		-	-
Cash flows associated with the owners		-	-
Other cash flow decreases of financial activity		-	-
Net cash used in financing activities		-	-
Net decrease in cash and cash equivalents		(100)	129
Cash and cash equivalents at the beginning of the year		456	327
Cash and cash equivalents at the end of the year		356	456

The accompanying notes on pages from 52-61 are an integral part of these financial statements.

These financial statements were approved and signed on 4th of April 2016



General Manager
Liudmila Suboč



Chief Accountant
Elona Suveizdienė

Name AB Dvarcioniu keramika
 Headquarters 110628481, Keramiku 2, Vilnius

Form E

13 of July 2016

Balance sheet (in thousand EUR)

No	Assets	Codes	Financial year		Previous financial year	
				13608		14540
A.	Long term assets					
I.	FORMATION COSTS					1823
II.	INTANGIBLE ASSETS					12630
III.	TANGIBLE ASSETS			13521		
III.1.	Land			10637		10791
III.2.	Buildings					
III.3.	Plant and machinery			9		13
III.4.	Vehicles and other transport means			28		32
III.5.	Other fixtures, fittings, tools and equipment			2847		1794
III.6.	Other tangible assets					
III.7.	Constructions in progress and prepayments			87		87
IV.	FINANCIAL LONG - TERM ASSETS			0		0
V.	AMOUNTS RECEIVABLE AFTER ONE YEAR					
V.1.	Trade debtors					
V.2.	Other amounts receivable					
				300		476
B.	Short term assets					
I.	STOCKS AND CONTRACTS IN PROGRESS			51		57
I.1.	Stocks			51		57
I.2.	Contracts in progress					
II.	AMOUNTS RECEIVABLE WITHIN ONE YEAR			70		64
II.1.	Trade debtors			67		56
II.2.	Other amounts receivable			3		8
III.	INVESTMENTS AND TERM DEPOSITS					
IV.	CASH AT BANK AND IN HAND			179		355
C.	Accrued income and deferred charges					
				13908		15016
	TOTAL ASSETS					

No	Owner's equity and liabilities	Codes	Financial year	Previous financial year
A.	<i>Capital and reserves</i>		5652	6746
I.	CAPITAL		5745	5745
I.1.	Subscribed capital		5745	5745
I.2.	Uncalled capital (-)			
II.	SHARE PREMIUM ACCOUNT			
III.	REVALUATION RESERVE		10344	11291
IV.	RESERVES		36	36
IV.1.	Legal reserves		36	36
IV.2.	Reserves not available for distribution			
IV.3.	Reserves available for distribution			
V.	PROFIT (LOSS) BROUGHT FORWARD		(10473)	(10326)
B.	<i>Financing (grants and subsidies)</i>			
C.	<i>Provisions for liabilities and charges, postponed taxes</i>			
I.	PROVISIONS FOR LIABILITIES AND CHARGES			
II.	POSTPONED TAXES			
D.	<i>Amounts payable after one year and long term liabilities</i>			
I.	FINANCIAL DEBTS		1682	782
I.1.	Credit institutions			
I.2.	Others		1682	782
II.	TRADE DEBTS			
II.1.	Suppliers			
II.2.	Bills of exchange payable			
III.	PREPAYMENTS RECEIVED ON CONTRACTS IN PROGRESS			
IV.	OTHER AMOUNTS PAYABLE AND LONG TERM LIABILITIES			
E.	<i>Amounts payable within one year short term liabilities</i>			
I.	CURRENT YEAR PORTION OF LONG TERM DEBTS		6574	7488
II.	FINANCIAL DEBTS		0	0
II.1.	Credit institutions		5848	5848
II.1.2.	Others		5848	5848
III.	TRADE DEBTS		567	1479
III.1.	Suppliers		567	1479
III.2.	Bills of exchange payable			
IV.	PREPAYMENTS RECEIVED ON CONTRACTS IN PROGRESS		6	7
V.	TAXES, REMUNERATIONS AND SOCIAL SECURITY			
V.1.	Taxes		8	9
V.2.	Remunerations and social security		8	9
VI.	OTHER AMOUNTS PAYABLE AND SHORT TERM LIABILITIES		128	128
F.	<i>Accrued charges and deferred income</i>			
			17	17
	TOTAL OWNER'S EQUITY AND LIABILITIES		13908	15016

Director of the enterprise  Liudmila Suboc

Accountant in Chief

 Elona Suveizdiene

AB Dvarcioniu keramika

110628481

13 July, 2016

Profit (loss) account

(Thousand euro)


No.	Paragraphs	Codes	Financial year	Last financial year
I.	SALES AND THE COST PRICE OF THE GOODS AND SERVICES SOLD			
I.1.	Sales		51	122
I.2.	Cost price of the goods and services sold		51	108
II.	GROSS PROFIT (LOSS)			14
III.	OPERATION COSTS		491	1761
IV.	PROFIT FROM OPERATIONS (LOSS)		491	1747
V.	OTHER ACTIVITY		128	415
VI.	FINANCIAL AND INVESTMENT OPERATIONS			(8)
VI.1.	Income			3
VI.2.	Expenses			11
VII.	PROFIT (LOSS) FROM THE USUAL ACTIVITY BEFORE TAXES		363	1340
VIII.	SPECIAL ACTIVITY			
VIII.1.	Special profit			
VIII.2.	Losses			
IX.	YEAR UNDER REVIEW: PROFIT BEFORE TAXES (LOSS)		363	1340
X.	PROFITS TAX			
XI.	YEAR UNDER REVIEW: NET PROFIT FOR ALLOCATION (LOSS)		363	1340

Signature of the company's head



Liudmila Suboc

Signature of the chief accountant (book-keeper)



Elona Suveizdie

AB Dvarčionių keramika

Fixed assets list

2016.07.13

		Buildings					
Code	Unic No	Name	Date of receipt	Depreciation base	Accumulated depreciation	The annual depreciation	Balance valure
10D005	1095-3003-4325	Dujų paskirstymo punktas	1970-12-13	63,43	63,42	0	0,29
10D0051	1095-3003-4325	Dujų paskirstymo punktas	1970-12-13	2027,34	2027,34	0	0,29
10D0052	1095-3003-4325	Dujų reguliavimo stotis	2015-10-01	4599,36	76,68	153,36	4369,32
10D006	4400-0516-3076	Dujų paskirstymo punktas	1970-12-01	202,73	202,73	0	0,29
10D0061	4400-0516-3076	Dujų paskirstymo punktas	1970-12-01	86,89	86,88	0	0,29
10D0062	4400-0516-3076	Dujų paskirstymo punktas	2002-12-31	2896,2	2896,2	0	0,29
10D0062	4400-0516-3076	Dujų paskirstymo punktas	2011-01-01	6400,08	1065,61	106,56	5227,91
10D0063	4400-0516-3076	Dujų reguliavimo punktas	2015-10-01	211,38	3,51	7,02	200,85
10D007	1095-3003-4074	Formavimo skyrius	1970-12-01	50,39	50,4	0	0,29
10D0071	1095-3003-4074	Formavimo skyrius	1970-12-01	27804,97	27804,97	0	0,29
10D0071	1095-3003-4074	Dailininkų dirbtuvės	2011-01-01	60333,55	10045,59	1004,58	49283,38
10D0072	1095-3003-4074	Dailininkų dirbtuvės	2015-10-01	73341,82	1222,98	2445,96	69672,88
10D009	1095-3003-4136	Fasadinių keraminių plytelių	1988-02-25	2896,2	1336,72	0	1559,77
10D0091	1095-3003-4136	Fasadinių keraminių plytelių	1988-02-25	5792,4	2651,5	0	3141,19
10D0091	1095-3003-4136	Gamybinis cechas	2011-01-01	520435,3	86652,5	0	375458,37
10D0092	1095-3003-4136	Fasadinių keraminių plytelių	2015-10-01	779109,43	12991,65	25983,3	740134,48
10D011	1095-3003-4336	Transformatorinė pastotė	1988-02-25	830,34	830,34	0	0,29
10D0111	1095-3003-4336	Transformatorinė pastotė	1988-02-25	15929,1	15929,1	0	0,29
10D016	1095-3003-4336	Transformatorinė pastotė	1974-11-01	289,62	289,62	0	0,29
10D0161	1095-3003-4336	Transformatorinė pastotė	1974-11-01	13901,76	13901,76	0	0,29
10D0161	1095-3003-4336	Transformatorinė pastotė	2011-01-01	1067,39	177,7	17,76	871,93
10D0162	1095-3003-4336	Transformatorinė	2015-10-01	36200,27	603,63	1207,26	34389,38
10D158	1095-3003-4069	Buitinės patalpos	1983-12-29	1373,96	1373,96	0	0,29
10D1581	1095-3003-4069	Buitinės patalpos	1983-12-29	28503,82	28503,82	0	0,29
10D1582	1095-3003-4069	Buitinės patalpos	2003-12-31	45093,84	45093,84	0	0,29
10EE169	1095-3003-4069	Katilinės pastatas	2001-05-31	21379,46	15963,13	748,26	4668,36
10G029	4400-0093-9255	Kontrolinis punktas	2003-11-28	8688,6	2409,61	112,98	6166,3
10G029	1095-3003-4070	Kontrolinis punktas	2011-01-01	-4512,63	-751,32	-75,12	-3686,19
10G029	4400-0093-9256	Kontrolinis punktas	2015-10-01	4263,07	71,1	142,2	4049,77
10G129	1095-3003-4025	Inž.laboratorinis korpusas	1981-04-30	11584,8	11584,8	0	0,29
10G129	1095-3003-4025	Inž.laboratorinis korpusas	2007-06-21	13095,29	11131,03	654,78	1309,48
10G1291	1095-3003-4025	Inž.laboratorinis korpusas	1981-04-30	260658,02	194624,56	9123,06	56910,68
10G1292	1095-3003-4025	Inž.laboratorinis korpusas	2002-12-31	159291,01	117068	5487,6	36735,7
10G1292	1095-3003-4025	Inž.laboratorinis korpusas	2011-01-01	749188,17	124739,87	12474	611974,3
10G1293	1095-3003-4025	Inž.laboratorinis korpusas	2015-10-01	323660,35	5397,03	10794,06	307469,26
10H003	1997-3013-1014	Parduotuvė "Papartis" Kaun	1997-03-01	434430,03	156626,04	0	277804,27
10H003	1997-3013-1014	Parduotuvė "Papartis" Kaun	2011-01-01	152715,97	25427,24	0	127288,73
10H003	1997-3013-1014	Parduotuvė "Papartis" Kaun	2015-10-01	474664,71	7915,02	0	466749,69
10J167	2196-9009-4015	Pastatas Klaipėdos m.	2000-05-31	209974,51	56889,08	2666,7	150419,03
10J1671	2196-9009-4015	Pastatas Klaipėdos m.	2002-12-31	393883,23	112177,57	5258,34	276447,6
10J1671	2196-9009-4015	Pastatas Klaipėdos m.	2011-01-01	-24004,75	-3996,75	-399,66	-19608,34
10J1672	2196-9009-4015	Pastatas Klaipėdos m.	2015-10-01	557053,62	9288,87	18577,74	529187,01
10K022	5396-5003-0014:0	Parduotuvė Kėdainiuose	1999-06-30	12164,04	2594,91	0	9569,42
10K0221	5396-5003-0014:0	Parduotuvė Kėdainiuose	1999-10-29	15349,86	3274,56	0	12075,59
10K0221	5396-5003-0014:0	Parduotuvė Kėdainiuose	2011-01-01	36423,93	6064,51	0	30359,42
10K0222	5396-5003-0014:0	Parduotuvė Kėdainiuose	2015-10-01	-445,09	-7,41	0	-437,68
10M1610	1095-3003-4180	Pagalbinių tarnybų blokas	1994-12-13	23169,6	9341,82	0	13828,07
10M1611	1095-3003-4180	Pagalbinių tarnybų blokas	1994-12-13	695088,04	325485,9	0	369602,44
10M1611	1095-3003-4180	Pagalbinių tarnybų blokas	2011-01-01	473288,86	78802,64	0	394486,23
10M1612	1095-3003-4180	Pagalbinių tarnybų blokas	2015-10-01	797595,61	13299,9	0	784295,71
10N015	1095-3003-4069	Gamybinis korpusas	1974-11-01	286723,82	286723,82	0	0,29
10N015	1095-3003-4069	Vartai	2007-08-20	1619,91	1619,91	0	0
10N0151	1095-3003-4069	Gamybinis korpusas	1974-11-01	144810,01	144810,01	0	0,29
10N126	1095-3003-4069	Grindų plytelių cechas	1978-12-29	382298,42	214493,87	0	167804,85
10N1261	1095-3003-4069	Grindų plytelių cechas	1978-12-29	338855,42	182891,45	0	155964,27
10N1262	1095-3003-4069	Grindų plytelių cechas	2003-11-28	1940454,1	1366079,58	0	574374,83
10N1263	1095-3003-4069	Grindų plytelių cechas	2003-11-28	73890,18	52254,94	0	21635,52
10N157	1095-3003-4069	Keraminių plytelių cechas	1983-12-29	399675,63	129174,68	0	270501,24
10N157	1095-3003-4069	Keraminių plytelių cechas	2007-06-21	6760,26	5746,28	0	1013,98

10N157	1095-3003-4069	Stogo rekonstrukcija	2007-06-21	2513,16	2136,14	0	377,01
10N157	1095-3003-4069	Stogo rekonstrukcija	2007-06-21	32674,41	27773,29	0	4901,12
10N1571	1095-3003-4069	Keraminių plytelių cechas	1983-12-29	14481	4649,25	0	9832,04
10N1572	1095-3003-4069	Keraminių plytelių cechas	2015-10-01	1818446,6	30322,59	0	1788124
10N159	1095-3003-4069	Gatavos produkcijos sandėlis	1983-12-29	296860,52	83277,65	3903,72	209679,44
10N1591	1095-3003-4069	Gatavos produkcijos sandėlis	1983-12-29	12123,78	3375,02	158,22	8590,84
10N1591	1095-3003-4069	Gatavos produkcijos sandėlis	2011-01-01	-368149	-61296,76	-6129,66	-300722,6
10P013	1095-3003-4303	Parduotuvė su sand. praėj.	1998-01-30	179564,41	179564,41	0	0,29
10P013	1095-3003-4303	Parduotuvė su sandėliu	2011-01-01	492353,74	81976,8833	8197,68	402179,18
10P013	1095-3003-4303	Parduotuvė su sandėliu	2015-10-01	414524,01	6912,18	13824,36	393787,47
10R156	1095-3003-4125	Sandėlys DOK-12	1983-09-01	31,86	22,55	1,078	8,522
10R1561	1095-3003-4125	Sandėlys DOK-12	1983-09-01	11842,56	8425,35	394,92	3022,58
10R1561	1095-3003-4125	Sandėlis	2011-01-01	43296,46	7208,89	720,9	35366,67
10R1562	1095-3003-4125	Sandėlis	2015-10-01	-1906,09	-31,77	-63,54	-1810,78
10R162	1095-3003-4176	Deguonies ir karbido sandėlis	1984-12-13	55,03	29,25	0	26,07
10R1621	1095-3003-4176	Deguonies ir karbido sandėlis	1984-12-13	987,6	526,68	0	461,21
10R1621	1095-3003-4176	Druskos sandėlis	2011-01-01	700,21	116,55	0	583,66
10R1622	1095-3003-4176	Druskos sandėlis	2015-10-01	1910,18	31,86	0	1878,32
10R163	1095-3003-4147	Sandėlys TSM	1984-12-13	2027,34	1081,17	0	946,46
10R1631	1095-3003-4147	Sandėlys TSM	1984-12-13	23169,6	12357,01	0	10812,88
10R1631	1095-3003-4147	Sandėlys TSM	2011-01-01	29728,81	4949,88	0	24778,93
10R1632	1095-3003-4147	Sandėlys TSM	2015-10-01	6299,24	105,03	0	6194,21
10S168	7893-8001-6062	Pastatas Telšiuose, Pasvaig	2001-04-30	30639,77	8170,52	382,98	22086,56
10S1681	7893-8001-6062	Pastatas Telšiuose, Pasvaig	2001-12-31	11584,8	3089,3	144,84	8350,95
10S1681	7893-8001-6062	Pastatas Telšiuose, Pasvaig	2011-01-01	52380,35	8721,37547	872,16	42786,815
10S1682	7893-8001-6062	Pastatas Telšiuose, Pasvaig	2015-10-01	2575,69	42,96	85,92	2446,81
10T002		Garažai	1996-09-30	0	0	0	0,29
10T002	1095-3003-4069	Stogo rekonstrukcija	2007-06-21	17040,45	14484,35	0	2556,1
10T002		Garažai	2011-01-01	-0,29	-0,07	0	-0,22
10T0021		Garažai	1996-09-30	0	0	0	0,29
10U004	1095-3003-4069	Degimo korpusas	1970-09-01	199837,81	149212,08	0	50626,02
10U0041	1095-3003-4069	Degimo korpusas	1970-09-01	50437,91	37660,14	0	12778,06
10U010	1095-3003-4158	Masės paruošimo skyrius	1988-02-25	2161,72	1134,31	53,16	974,54
10U0101	1095-3003-4158	Masės paruošimo skyrius	1988-02-25	184489,4	184489,4	0	0,29
10U0102	1095-3003-4370	Vandens bokštas	1988-02-05	1592,91	1592,91	0	0,29
10U0102	1095-3003-4370	Vandens bokštas	2011-01-01	1447,81	241,09	24,12	1182,6
10U0102	1095-3003-4370	Vandens bokštas	2015-10-01	11480,92	191,43	382,86	10906,63
10U125	1095-3003-4158	Masės paruošimo sandėliai	1978-12-29	9833,76	9833,76	0	0,29
10U1251	1095-3003-4158	Masės paruošimo sandėliai	1978-12-29	1196130,7	1196130,68	0	0,29
10U1251	1095-3003-4158	Masės paruošimo sandėliai	2011-01-01	-48613,84	-8096,4	-809,4	-39708,04
10U1252	1095-3003-4158	Masės paruošimo sandėliai	2015-10-01	1014708	16920,27	33840,54	963947,15
10W170	8296-0000-8103	Pastatas Utenos m.	2001-12-31	39098,7	20852,51	977,46	17269,02
10W170	8296-0000-8103	Pastatas Utenos m.	2011-01-01	51334,8	8547,2	854,7	41932,9
10W170		Pastatas Utenos m.	2015-10-01	-24250,14	-404,37	-808,74	-23037,03
							10637392

Statiniai						
Kodas	Pavadinimas	Įsigijimo data	Nusidėvėjimo bazė	Sukauptas nusidėvėjimas	Metinis nusidėvėjimas	Balansinė vertė
20B076	Kelias ir karjeras	1974-12-01	5792.4	5792.40	0	0.29
20B076	Kelias ir karjeras	2011-01-01	0.08	0.09	0	0
20D042	Gerbūvis	1975-10-01	288.17	153.57	7.2	127.69
20D042	Gerbūvis	2011-01-01	79.86	57.04	5.7	17.12
20D0421	Gerbūvis	1975-10-01	4253.07	2268.19	106.32	1878.85
20D0421	Gerbūvis	2011-01-01	-2237.43	-1598.60	-159.84	-479
20D046	Nutekamųjų vandenų apskaitos	1983-12-01	28.96	28.96	0	0.29
20D0461	Nutekamųjų vandenų apskaitos	1983-12-01	2027.34	2027.34	0	0.29
20D0462	Nutekamųjų vandenų apskaitos	2015-10-01	1400	23.34	46.68	1329.98
20D047	Keliai ir aikštelės	1983-12-29	309.02	219.73	10.32	79.26
20D0470	Keliai ir aikštelės	1983-12-29	6352.24	4519.25	211.86	1621.42
20D0472	Keliai ir aikštelės	2001-12-29	66612.6	47392.25	2221.5	16999.14
20D0472	Kiemo statiniai	2011-01-01	5166.27	3691.28	369.12	1105.88
20D0473	Kiemo statiniai (tvora, aikšle, oz	2015-10-01	431515.62	7195.53	14391.06	409929.03
20D048	Valymo įrenginiai	1983-12-29	203.89	203.89	0	0.29
20D0481	Valymo įrenginiai	1983-12-29	144.81	144.81	0	0.29
20D0481	Valymo įrenginiai	2011-01-01	868.28	620.38	0	247.9
20D0482	Valymo įrenginiai	2015-10-01	9320.5	155.43	0	9165.07
20D062	Valymo įrenginiai	1988-02-01	809.78	809.78	0	0.29
20D0621	Valymo įrenginiai	1988-02-01	133225.21	133225.21	0	0.29
20D0621	Valymo įrenginiai	2011-01-01	130328.43	93119.61	0	37208.82
20D0622	Valymo įrenginiai	2015-10-01	-32546	-542.70	0	-32003.3
20D1650	Teritorijos aptvėrimas	1984-12-01	20.27	14.24	0.66	5.66
20D1651	Teritorijos aptvėrimas	1984-12-01	1810.13	1287.69	60.36	462.37
20EE174	Įsiplėtimo indas Etip 1000 I	2001-05-31	1795.64	1727.23	54.4	14.3
20EE174	Įsiplėtimo indas Etip 1000 I	2011-01-01	-421.3	-300.93	0	-120.37
20EE174	Įsiplėtimo indas Etip 1000 I	2016-04-30	636.07	0.00	0	636.07
20N173	Resiveris 6 m3	2001-01-31	2201.11	1380.33	43.12	777.95
20N173	Resiveris 6 m3	2011-01-01	-888.82	-635.01	0	-253.81
20R166	Rezervuaras 25 kub.m.	1984-12-01	0	0.00	0	0.29
20R1661	Rezervuaras 25 kub.m.	1984-12-01	0	0.29	0	0.29
20R167	Rezervuaras 25 kub.m.	1984-12-01	0	0.00	0	0
20R1671	Rezervuaras 25 kub.m.	1984-12-01	0	0.29	0	0.29
20R169	Kolonėlė "Nara 22"	1984-12-01	0	0.29	0	0.29
20R1691	Kolonėlė "Nara 22"	1984-12-01	0	0.29	0	0.29
20R170	Kolonėlė "Nara 22"	1984-12-01	0	0.29	0	0.29
20R1701	Kolonėlė "Nara 22"	1984-12-01	0	0.29	0	0.29
20R171	Kolonėlė "Nara 22"	1984-12-01	0	0.29	0	0.29
20R1711	Kolonėlė "Nara 22"	1984-12-01	0	0.29	0	0.29
20R1711	Benzino kolonėlė	2011-01-01	4341.69	3102.11	0	1239.59
20R1712	Benzino kolonėlė	2015-10-01	6402.71	106.77	213.54	6082.4
20R175	Kuro kolonėlė	2002-01-31	405.47	405.47	0	0.29
20R175	Kuro kolonėlė	2016-04-30	139.71	0.00	0	139.71
20U028	Pakabiniai bėgiai	1974-11-01	7.24	7.24	0	0.29
20U0281	Pakabiniai bėgiai	1974-11-01	312.79	159.27	9.18	144.63
20U052	Sausas filtras	1997-05-05	29077.85	29077.85	0	0.29
20U052	Sausas filtras	2016-04-30	1709.71	0.00	35.62	1674.09
20U053	Drėgnas filtras	1997-05-05	18380.73	18380.73	0	0.29
20U053	Drėgnas filtras	2016-04-30	1079.71	0.00	22.5	1057.21
20U054	Šlapias filtras	1997-05-05	36573.22	36573.22	0	0.29
20U054	Šlapias filtras	2016-04-30	2149.71	0.00	44.78	2104.93
20U176	Metalinės aikštelės virš	2003-10-01	29541.24	12635.60	592.26	16313.67
20U177	Metalinės aikštelės virš presų	2003-10-01	36115.62	15447.81	724.14	19943.95
20U178	Resyveris	2007-08-31	3909.87	2169.83	130.2	1609.84
20U178	Resyveris	2016-04-30	876.47	0.00	18.26	858.21
30D006	Gatvės dujotekis	1970-12-01	7588.04	7588.04	0	0.29
30D006	Mažo slėgio dujot.vamzdynas	2015-10-01	6299.71	105.06	210.12	5984.53
30D008	Vandentekis ir kanalizacija vi	1974-11-01	753.01	753.01	0	0.29

Kodas	Pavadinimas	Įsigijimo data	Nusidėvėjimo bazė	Sukauptas nusidėvėjimas	Metinis nusidėvėjimas	Balansinė vertė
30D010	Vandentekis	1974-11-01	1563.95	1563.95	0	0.29
30D011	Fekalinė kanalizacija	1974-11-01	1245.37	1245.37	0	0.29
30D011	Fekalinė kanalizacija	2011-01-01	41167.15	29413.90	2941.38	8811.87
30D0170	Kanalizacijos vamzd. išoriniai	1974-12-01	5271.08	5271.08	0	0.29
30D0180	Kanalizacijos tinklai	1978-12-29	5792.4	5792.40	0	0.29
30D0180	Fekalinės kanalizacijos vamzdynas	2015-10-01	49660.15	828.09	1656.18	47175.88
30D0190	Vandentiekio tinklai	1978-12-29	6082.02	6082.02	0	0.29
30D020	Aukštos įtampos tinklai	1983-12-29	4054.68	4054.68	0	0.29
30D021	Žemos įtampos tinklai	1983-12-29	4344.3	4344.30	0	0.29
30D022	Gamybinis vandentekis	1983-12-29	7443.23	7443.23	0	0.29
30D023	Buitinis vandentekis	1984-12-01	463.39	463.39	0	0.29
30D030	Aukštos įtampos kabelinė linij	1988-02-25	1563.95	1563.95	0	0.29
30D032	Vandentiekio tinklai aikštelėje	1988-02-25	4923.54	4923.54	0	0.29
30D032	Vandentiekio vamzdynas	2015-10-01	10237.02	170.70	341.4	9724.92
30D033	Kanalizacijos tinklai	1988-02-25	1737.72	1737.72	0	0.29
30D034	Kanalizacijos tinklai	1988-02-25	1708.76	1708.76	0	0.29
30D034	Vandentiekio vamzdynas	2011-01-01	101365.85	72425.92	7242.6	21697.33
30D035	Dujotekis	1988-02-25	955.75	955.75	0	0.29
30D035	Dujotekis	2011-01-01	47049.12	33616.64	3361.68	10070.8
30D035	Aukšto slėgio dujoti.vamzd.1200	2015-10-01	15386.38	256.56	513.12	14616.7
30D036	Ryšių kabelinė linija	1988-02-25	492.35	492.35	0	0.29
30D039	Lietaus kanalizacija	2001-03-30	7356.35	7356.35	0	0.29
30D040	Šiluminė trasa	2001-03-30	22300.74	22300.74	0	0.29
30D041	Vandens gręžinys	2005-02-15	11506.6	8186.31	383.7	2936.88
30G015	Lietaus kanalizacija	1974-11-01	1857.33	1857.33	0	0.29
30L042	Šiluminė trasa į šiltnamį	2003-09-30	12142.32	9882.10	466.8	1793.71
30Š041	Vandentiekio ir nuotekių lauko	2001-09-28	2087.29	1435.90	67.32	584.36
30Ū043	Požeminis dujotiekis vidutinio	2003-10-01	6292.28	3369.19	157.92	2765.47
30Ū043	Vidut. slėgio dujot.vamzdynas	2015-10-01	26197.66	436.86	873.72	24887.08
40C243	Žemos įtampos skydas	2001-03-30	128.88	128.88	0	0.29
40C402	Elektros apskaitos spinta	1995-09-01	8.69	8.69	0	0.29
40D013	Žemos įtampos skydas ŠR-70	1988-03-01	28.96	28.96	0	0.29
40D014	Jėgos transformatorius TM-630	1988-03-01	28.96	28.96	0	0.29
40D015	Jėgos transformatorius TM-630	1988-03-01	28.96	28.96	0	0.29
40D016	Kondenc. įrengimas UKBN-200	1988-03-01	2.9	2.90	0	0.29
40D017	Kondenc. įrengimas UKBN-200	1988-03-01	2.9	2.90	0	0.29
40D051	Kondensatorinė įranga KKY-0.38	1974-11-01	2.9	2.90	0	0.29
40D052	Transformatorius TM-630	1974-11-01	28.96	28.96	0	0.29
40D053	Aukštos įt.skirstyklė	1974-11-01	14.48	14.48	0	0.29
40D054	Aukštos įt.skirstyklė	1974-11-01	14.48	14.48	0	0.29
40D225	Transformatorius	1978-12-01	28.96	2.42	0	26.84
40D341	Kondens. įrenginys	1981-11-01	2.9	2.90	0	0.29
40D342	Kondens. įrenginys	1981-11-01	2.9	2.90	0	0.29
40D343	Kondens. įrenginys	1981-11-01	2.9	2.90	0	0.29
40D370	Transformatorius TM-400/100	1983-12-01	28.96	28.96	0	0.29
40D371	Transformatorius TM-400/100	1983-12-01	28.96	28.96	0	0.29
40D385	Lygintuvas UZA80/110	1983-12-01	1.45	1.45	0	0.29
40D388	Lygintuvas UZA80/110	1983-12-01	1.45	1.45	0	0.29
40D405	Šilumokaitis ECOFLEX	1996-07-23	2.9	2.90	0	0.29
40EE113	Reaktyvinio galing.kompensav.į	1999-12-30	5300.05	5300.05	0	0.29
40EE113	Reaktyvinio galing.kompensav.į	2016-04-30	939.71	0.00	19.58	920.13
40EE244	Katilas Buderus GE 515	2001-05-31	17264.25	16608.45	656.09	0
40EE244	Katilas Buderus GE 515	2016-04-30	4946.99	0.00	103.06	4843.93
40EE245	Katilas Buderus GE515	2001-05-31	17264.25	16608.45	656.09	0
40EE245	Katilas Buderus GE515	2016-04-30	4946.99	0.00	103.06	4843.93
40P068	Elektrinis boileris OKCE	1998-07-31	57.92	57.92	0	0.29
40P068	Elektrinis boileris OKCE	2016-04-30	9.71	0.00	0.2	9.51
40Ū409	Greiferinis tiltinis kranas	2003-10-31	31583.06	22604.88	1059.6	7918.87
40Ū409	Greiferinis tiltinis kranas	2011-01-01	-2197.29	-1570.01	-157.02	-470.26

Kodas	Pavadinimas	Įsigijimo data	Nusidėvėjimo bazė	Sukauptas nusidėvėjimas	Metinis nusidėvėjimas	Balansinė vertė
40U409	Greiferinis tiltinis kranas	2016-04-30	5250.53	0.00	109.38	5141.15
41A561	Vežimėlis platforma	2000-02-29	10.14	10.14	0	0.29
41A773	Vežimėlis rankinis	2007-04-30	202.44	202.44	0	0.29
41A773	Vežimėlis rankinis	2016-04-30	129.71	0.00	2.7	127.01
41B024	Buldozeris D3-110H--2	1985-06-01	671.92	671.92	0	0.29
41B024	Buldozeris D3-110H--2	2011-01-01	245.89	175.71	17.58	52.6
41B087	Siurblys ekskavat.	1988-09-01	2.9	2.90	0	0.29
41B087	Siurblys ekskavat.	2011-01-01	-0.29	-0.16	0	-0.13
41B220	Vikšrinis vienkaušis ekskavato	1990-06-01	483.67	483.67	0	0.29
41B220	Vikšrinis vienkaušis ekskavato	2011-01-01	222.72	159.11	15.9	47.71
41B540	Vandens siurblys SNP-500	1999-05-30	390.99	390.99	0	0.29
41B540	Vandens siurblys SNP-500	2011-01-01	153.21	109.41	10.92	32.88
41B540	Vandens siurblys SNP-500	2016-04-30	33.19	0.00	0.7	32.49
41B725	Keltuvas statybinis	2002-06-10	405.47	405.47	0	0.29
41B725	Keltuvas statybinis	2011-01-01	96.19	68.66	6.84	20.68
41B725	Keltuvas statybinis	2016-04-30	116.74	0.00	2.44	114.3
41B871	Hidraulinis krautuvas	2008-05-30	7240.5	7240.21	0	0.29
41B871	Hidraulinis krautuvas	2011-01-01	943.92	674.42	67.44	202.06
41B871	Hidraulinis krautuvas	2016-04-30	4885.17	0.00	101.78	4783.39
41C382	EL.skydas	1993-01-01	0	0.29	0	0.29
41C382	EL.skydas	2011-01-01	1.74	1.24	0.12	0.38
41C383	EL.skydas	1993-01-01	0	0.29	0	0.29
41C383	EL.skydas	2011-01-01	1.74	1.24	0.12	0.38
41D121	Hidraulinis keltuvas BULL	1997-11-28	2.9	2.90	0	0.29
41D121	Hidraulinis keltuvas BULL	2011-01-01	231.41	165.28	0	66.13
41D177	Suvirinimo lygintuvas BD-306	1989-11-01	1.45	1.45	0	0.29
41D177	Suvirinimo lygintuvas BD-306	2011-01-01	5.5	3.99	0	1.51
41D257	Suvirinimo aparatas BD-306E	1991-02-01	0	0.00	0	0.29
41D257	Suvirinimo aparatas BD-306E	2011-01-01	11.3	4.29	0	7
41D292	Galandimo staklės T-400U	1991-12-01	1.45	1.45	0	0.29
41D292	Galandimo staklės T-400U	2011-01-01	4.34	1.66	0	2.69
41D415	Grandininė elektrinė talė	1994-05-01	2.9	2.90	0	0.29
41D415	Grandininė elektrinė talė	2011-01-01	50.39	36.00	0	14.39
41D516	Kondicionierius W18GHP	1998-01-30	202.73	202.73	0	0.29
41D516	Kondicionierius W18GHP	2011-01-01	492.06	351.59	0	140.48
41D517	Kondicionierius W18GHP	1998-01-30	202.73	202.73	0	0.29
41D517	Kondicionierius W18GHP	2011-01-01	453.35	323.94	0	129.41
41D518	Kondicionierius W18GHP	1998-01-30	202.73	202.73	0	0.29
41D518	Kondicionierius W18GHP	2011-01-01	453.35	323.94	0	129.41
41D867	Elektrinis kranas	2005-02-15	868.86	482.81	0	386.34
41D867	Vienasijis tiltinis kranas	2011-01-01	-106.4	-40.56	0.00	-65.84
41D867	Elektrinis kranas	2016-04-30	139.5	0.00	0	139.5
41E597	Keltuvas hidraulinis	2003-11-28	112.95	112.95	0	0.29
41E597	Keltuvas hidraulinis	2016-04-30	49.71	0.00	0	49.71
41E659	Vežimėlis rankinis	2008-01-31	296.86	296.57	0	0.29
41E659	Vežimėlis rankinis	2016-04-30	209.71	0.00	0	209.71
41EE007	Teleskopinis kopjfos su trave	1997-11-28	194.05	194.05	0	0.29
41EE007	Teleskopinis kopjfos su traversa	2011-01-01	228.51	163.26	0	65.25
41EE609	Siurblys GNOM 10x10	2000-09-30	46.34	46.34	0	0.29
41EE609	Siurblys GNOM 10x10	2011-01-01	19.98	14.30	0	5.68
41EE609	Siurblys GNOM 10x10	2016-04-30	4.03	0.00	0	4.03
41EE613	Siurblys WILO	2001-05-31	512.63	512.63	0	0.29
41EE613	Siurblys WILOIPn 65/160-5,5/2/	2011-01-01	187.96	134.32	0	53.65
41EE613	Siurblys WILO	2016-04-30	96.07	0.00	0	96.07
41EE614	Siurblys WILO	2001-05-31	512.63	512.63	0	0.29
41EE614	Siurblys WILOIPn 65/160-5,5/2/	2011-01-01	187.96	134.32	0	53.65
41EE614	Siurblys WILO	2016-04-30	96.07	0.00	0	96.07
41EE853	Kaloriferis Devitem 106	2002-11-29	240.38	240.38	0	0.29
41EE853	Kaloriferis Devitem 106	2011-01-01	92.39	66.02	0	26.37

Kodas	Pavadinimas	Įsigijimo data	Nusidėvėjimo bazė	Sukauptas nusidėvėjimas	Metinis nusidėvėjimas	Balansinė vertė
41EE853	Kaloriferis Devitem 106	2016-04-30	53.34	0.00	0	53.34
41F551	Vežimėlis rankinis	1999-10-29	27.51	27.51	0	0.29
41F551	Vežimėlis rankinis	2011-01-01	19.98	14.30	1.44	4.24
41G060	El.krosnisSNO-2.5.4.2.5/11-U1	1985-12-26	14.48	14.48	0	0.29
41G060	El.krosnisSNO-2.5.4.2.5/11-U1	2011-01-01	11.3	8.01	0	3.28
41G839	Vežimėlis	1997-12-31	43.44	43.44	0	0.29
41G839	Vežimėlis	2011-01-01	31.57	22.61	2.28	6.68
41H458	Rankinis hidraulinis keltuvas	1996-12-24	104.26	104.26	0	0.29
41H458	Rankinis hidraulinis keltuvas	2011-01-01	89.49	63.88	6.36	19.25
41H543	Hidraulinis vežimėlis "BULLI"	1999-09-30	94.13	94.13	0	0.29
41H543	Hidraulinis vežimėlis "BULLI"	2011-01-01	40.26	28.77	2.88	8.61
41H543	Hidraulinis vežimėlis "BULLI"	2016-04-30	10.14	0.00	0.22	9.92
41H558	Vežimėlis rankinis	2000-01-31	39.1	39.10	0	0.29
41H558	Vežimėlis rankinis	2011-01-01	34.46	24.63	2.46	7.38
41H558	Vežimėlis rankinis	2016-04-30	1.52	0.00	0.04	1.48
41H586	Stalinės grežimo staklės	1997-12-31	83.99	64.31	3	16.97
41H586	Stalinės grežimo staklės	2011-01-01	-35.6	-25.38	-2.52	-7.69
41H715	Vežimėlis rankinis	2007-09-30	202.73	202.44	0	0.29
41H715	Vežimėlis rankinis	2011-01-01	8.25	5.92	0.6	1.74
41H715	Vežimėlis rankinis	2016-04-30	127.78	0.00	2.66	125.12
41J598	Keltuvas hidraulinis	2003-11-28	110.06	110.06	0	0.29
41J598	Keltuvas hidraulinis	2016-04-30	49.71	0.00	1.04	48.67
41Y606	Keltuvas hidraulinis	2000-07-31	246.18	246.18	0	0.29
41Y606	Keltuvas hidraulinis	2011-01-01	40.26	28.77	2.88	8.61
41Y606	Keltuvas hidraulinis	2016-04-30	50.14	0.00	1.04	49.1
41Y607	Keltuvas hidraulinis	2000-07-31	845.69	845.69	0	0.29
41Y607	Keltuvas hidraulinis	2011-01-01	40.26	28.77	0	11.49
41Y607	Keltuvas hidraulinis	2016-04-30	188.22	0.00	0	188.22
41Y668	Multipleksorius J/B dupleksas	2001-09-28	781.97	781.97	0	0.29
41Y668	Multipleksorius J/B	2011-01-01	32.15	22.93	0	9.22
41Y668	Multipleksorius J/B dupleksas	2016-04-30	220.49	0.00	0	220.49
41Y669	Multipleksorius J/B simpleksas	2001-09-28	521.32	521.32	0	0.29
41Y669	Multipleksorius J/B	2011-01-01	27.09	19.32	0	7.77
41Y669	Multipleksorius J/B simpleksas	2016-04-30	141.94	0.00	0	141.94
41K675	Vežimėlis rankinis	2008-01-31	296.86	296.57	0	0.29
41K675	Vežimėlis rankinis	2011-01-01	26.82	19.18	1.92	5.73
41K675	Vežimėlis rankinis	2016-04-30	203.35	0.00	4.24	199.11
41M017	Galandimo staklės TIPA-5	1985-05-01	7.24	7.24	0	0.29
41M017	Galandimo staklės TIPA-5	2011-01-01	11.3	8.01	0	3.28
41M018	Apvalios šlifavimo staklės 3A2	1997-04-23	726.95	726.95	0	0.29
41M018	Apvalios šlifavimo staklės 3A2	2011-01-01	-91.07	-65.02	0	-26.05
41M018	Apvalios šlifavimo staklės 3A2	2016-04-30	65.76	0.00	0	65.76
41M020	Vertikalinės pjovimo staklės 5	1997-04-23	167.98	167.98	0	0.29
41M020	Vertikalinės pjovimo staklės 5	2011-01-01	-33.26	-23.81	0	-9.45
41M020	Vertikalinės pjovimo staklės 5	2016-04-30	19.16	0.00	0	19.16
41M021	Drožimo staklės 7A412	1997-04-23	625.58	625.58	0	0.29
41M021	Drožimo staklės 7A412	2011-01-01	-89.43	-63.84	0	-25.59
41M021	Drožimo staklės 7A412	2016-04-30	65.3	0.00	0	65.30
41M022	Tekinimo staklės 1K625	1997-04-23	631.37	631.37	0	0.29
41M022	Tekinimo staklės 1K625	2011-01-01	-113.96	-81.46	0	-32.5
41M022	Tekinimo staklės 1K625	2016-04-30	72.21	0.00	0	72.21
41M023	Smėlio apdorojimo mašina LC10	1997-05-05	3466.75	3466.75	0	0.29
41M023	Smėlio apdorojimo mašina LC10	2011-01-01	1911.2	1365.57	0	545.64
41M024	Hidraulinis presas 200	1997-05-05	32999.3	32999.30	0	0.29
41M024	Hidraulinis presas 200	2011-01-01	9122.74	6518.24	0	2604.5
41M025	Kombinuotos presžirkės C-229A	1985-07-01	112.95	112.95	0	0.29
41M025	Kombinuotos presžirkės C-229A	2011-01-01	19.98	14.30	0	5.68
41M097	Šlifavimo staklės T-400Y	1988-10-01	76.75	76.75	0	0.29
41M097	Šlifavimo staklės T-400Y	2011-01-01	19.98	14.30	0	5.68

Kodas	Pavadinimas	Įsigijimo data	Nusidėvėjimo bazė	Sukauptas nusidėvėjimas	Metinis nusidėvėjimas	Balansinė vertė
41M098	Šlifavimo staklės T-400Y	1988-10-01	76.75	76.75	0	0.29
41M098	Šlifavimo staklės T-400Y	2011-01-01	19.98	14.30	0	5.68
41M128	Tekinimo staklės 165	1988-01-01	321.48	321.48	0	0.29
41M128	Tekinimo staklės 165	2011-01-01	89.49	63.88	0	25.61
41M165	Žirkklės su istrižu peiliu HK-3	1989-05-01	18.83	18.83	0	0.29
41M165	Žirkklės su istrižu peiliu HK-3	2011-01-01	54.74	39.09	0	15.65
41M242	Atpjovimo staklės SUN-1	1990-09-01	97.02	97.02	0	0.29
41M242	Atpjovimo staklės SUN-1	2011-01-01	19.98	14.30	0	5.68
41M260	Elektrohidraulinis presas P-33	1991-03-01	5.79	5.79	0	0.29
41M260	Elektrohidraulinis presas P-33	2011-01-01	37.36	26.63	0	10.73
41M279	Tekinimo staklės 16D25	1991-09-01	596.62	596.62	0	0.29
41M279	Tekinimo staklės 16D25	2011-01-01	112.66	80.48	0	32.18
41M281	Frezavimo staklės 6E80 m	1992-02-01	631.37	631.37	0	0.29
41M281	Frezavimo staklės 6E80 m	2011-01-01	124.25	88.77	0	35.47
41M347	Šlifavimo staklės 3L-772A	1992-05-01	521.32	521.32	0	0.29
41M347	Šlifavimo staklės 3L-772A	2011-01-01	95.28	68.02	0	27.26
41M417	Ištekinimo staklės 2L614	1995-02-01	278.04	278.03	0	0.29
41M417	Ištekinimo staklės 2L614	2011-01-01	-35.01	-25.06	0	-9.95
41M442	Suvirinimo lygintuvas VD-306V3	1995-09-01	47.79	47.79	0	0.29
41M442	Suvirinimo lygintuvas VD-306V3	2011-01-01	51.71	36.99	0	14.71
41M451	Kompresoris GB 650/500	1996-03-30	609.65	609.65	0	0.29
41M451	Kompresoris GB 650/500	2011-01-01	694.8	496.39	0	198.41
41M510	Rankinis keltuvas 0.5 t	1997-12-31	31.86	31.86	0	0.29
41M510	Rankinis keltuvas 0.5 t	2011-01-01	51.84	37.07	0	14.77
41M542	Suvirinimo agregatas VD 306U3	1999-05-31	40.55	40.55	0	0.29
41M542	Suvirinimo agregatas VD 306U3	2011-01-01	25.78	18.46	0	7.32
41M542	Suvirinimo agregatas VD 306U3	2016-04-30	2.39	0.00	0	2.39
41M549	Metalo pjovimo staklės MP-2	1999-10-29	162.19	131.21	0	31.27
41M549	Metalo pjovimo staklės MP-2	2011-01-01	-57.97	-41.41	0	-16.55
41M564	Užgalandinimo staklės	2000-03-31	0	0.29	0	0.29
41M564	Užgalandinimo staklės	2011-01-01	-0.48	-0.28	0	-0.21
41M567	Valcavimo įrenginys	2000-03-31	0	0.29	0	0.29
41M567	Valcavimo įrenginys	2011-01-01	-0.29	-0.16	0	-0.13
41M575	Vertikaliosios frezavimo staklė	1987-12-01	318.58	318.58	0	0.29
41M575	Vertikaliosios frezavimo staklės 6	2011-01-01	89.49	64.00	0	25.49
41M760	Horizontaliosios frezavimo sta	1974-06-01	553.17	553.17	0	0.29
41M760	Horizontaliosios frezavimo staklė	2011-01-01	77.91	55.69	0	22.22
41M763	Plokščiojo šlifavimo staklės 3	1975-06-01	356.23	356.23	0	0.29
41M763	Plokščiojo šlifavimo staklės 3B72	2011-01-01	57.63	41.23	0	16.41
41M765	Galandimo staklės 3B642	1975-06-01	83.99	83.99	0	0.29
41M765	Galandimo staklės 3B642	2011-01-01	15.14	10.81	0	4.33
41M768	Suvirinimo aparatas BD-301T3	1988-01-01	41.99	41.99	0	0.29
41M768	Suvirinimo aparatas BD-301T3	2011-01-01	11.3	8.01	0	3.28
41N472	Akumuliacinė talpa su įranga	2006-04-30	2002.43	977.88	0	1024.85
41N472	Akumuliacinė talpa su įranga	2011-01-01	-192.99	-73.55	0	-119.44
41N472	Akumuliacinė talpa su įranga	2016-04-30	274.6	0.00	0	274.6
41N491	El.krautuvas PLL180 s/n41577	2006-06-21	3764.77	3764.77	0	0.29
41N491	El.krautuvas PLL180 s/n41577	2011-01-01	939.73	358.10	0	581.63
41N491	El.krautuvas PLL180 s/n41577	2016-04-30	1628.08	0.00	0	1628.08
41N492	Hidraulinis vežimėlis "Bulli"	1997-05-05	144.81	72.42	0	72.68
41N492	Hidraulinis vežimėlis "Bulli"	2011-01-01	72.14	27.50	0	44.64
41N493	Keltuvas hidraulinis	2006-05-31	332.77	332.77	0	0.29
41N493	Keltuvas hidraulinis	2016-04-30	199.71	0.00	0	199.71
41N496	Vėdinimo sistema A001	2007-10-31	23169.6	19300.05	0	3869.56
41N496	Vėdinimo sistema A001	2011-01-01	0.16	0.16	0	0
41N496	Vėdinimo sistema A001	2016-04-30	11120.16	0.00	0	11120.16
41N652	Mikronetas 100CER	2002-03-13	6945.09	6945.09	0	0.29
41N652	Mikronetas 100CER	2016-04-30	2449.71	0.00	0	2449.71
41N655	Staklės plytelių pjovimo	2002-07-31	86.89	86.89	0	0.29

Kodas	Pavadinimas	Įsigijimo data	Nusidėvėjimo bazė	Sukauptas nusidėvėjimas	Metinis nusidėvėjimas	Balansinė vertė
41N655	Staklės plytelių pjovimo	2016-04-30	29.71	0.00	0	29.71
41N861	Siurblys CM32-200B	2005-07-29	3012.77	3012.77	0	0.29
41N861	Siurblys CM32-200B	2016-04-30	1589.71	0.00	0	1589.71
41N863	EL.krautuvas PLL	2006-10-31	4546.74	4546.74	0	0.29
41N863	EL.krautuvas PLL	2011-01-01	896.99	640.88	0	256.1
41N863	EL.krautuvas PLL	2016-04-30	2413.6	0.00	0	2413.6
41N864	Sausintuvas FD150A	2007-08-31	3765.06	3764.77	0	0.29
41N864	Sausintuvas	2011-01-01	1003.82	382.51	0	621.31
41N864	Sausintuvas FD150A	2016-04-30	1818.4	0.00	0	1818.4
41N866	Vežimėlis hidraulinis	2008-03-31	202.73	182.68	0	20.06
41N866	Vežimėlis hidraulinis	2011-01-01	31.93	12.16	0	19.77
41N866	Vežimėlis hidraulinis	2016-04-30	99.89	0.00	0	99.89
41P544	Hidraulinis vežimėlis "BULLI"	1999-09-30	7.24	7.24	0	0.29
41P544	Hidraulinis vežimėlis "BULLI"	2011-01-01	57.63	41.23	4.14	12.27
41P553	Vežimėlis su platforma	1999-10-29	7.24	7.24	0	0.29
41P553	Vežimėlis su platforma	2011-01-01	11.3	8.01	0.78	2.5
41P554	Vežimėlis rankinis	1999-10-29	13.03	13.03	0	0.29
41P554	Vežimėlis rankinis	2011-01-01	11.3	8.01	0.78	2.5
41P560	Vežimėlis rankinis	2000-02-29	31.86	31.86	0	0.29
41P560	Vežimėlis rankinis	2011-01-01	51.84	37.07	3.72	11.05
41P650	Vežimėlis hidraulinis FK	2002-02-28	367.82	367.82	0	0.29
41P650	Vežimėlis hidraulinis FK	2011-01-01	138.73	99.10	9.9	29.73
41P650	Vežimėlis hidraulinis FK	2016-04-30	96.68	0.00	2	94.68
41P700	Vežimėlis hidraulinis	2008-03-31	202.73	202.44	0	0.29
41P700	Vežimėlis hidraulinis	2011-01-01	31.93	22.81	2.28	6.84
41P700	Vežimėlis hidraulinis	2016-04-30	132.11	0.00	2.76	129.35
41Q725	Keltuvas hidraulinis	2012-11-09	168.74	86.70	14.04	68.01
41Q725	Keltuvas hidraulinis	2016-04-30	87.32	0.00	1.82	85.5
41R001	El.krautuvas PLL145 s/n 43558	2006-05-31	4546.74	4546.74	0	0.29
41R001	El.krautuvas PLL145 s/n 43558	2011-01-01	1212.6	866.40	86.64	259.56
41R001	El.krautuvas PLL145 s/n 43558	2016-04-30	2381.27	0.00	49.6	2331.67
41R534	Koloriferis 3.3KW	1998-12-31	40.55	40.55	0	0.29
41R535	Vežimėlis hidraulinis	2006-08-31	231.41	231.41	0	0.29
41R535	Vežimėlis hidraulinis	2011-01-01	51.03	36.49	3.66	10.88
41R535	Vežimėlis hidraulinis	2016-04-30	127.61	0.00	2.66	124.95
41R536	Vežimėlis hidraulinis	2008-04-28	217.22	216.93	0	0.29
41R536	Vežimėlis hidraulinis	2011-01-01	32.66	23.34	0	9.31
41R536	Vežimėlis hidraulinis	2016-04-30	140.39	0.00	0	140.39
41S014	Staklės C2F4-1	1985-05-01	141.91	141.91	0	0.29
41S014	Staklės C2F4-1	2011-01-01	28.67	20.47	0	8.2
41S250	Medžio apdirbimo staklės "Uosi	1997-02-20	133.23	133.23	0	0.29
41S250	Medžio apdirbimo staklės "Uosi	2011-01-01	48.95	34.94	0	14.01
41S557	Konsolinis kranas K/G 0,5 t	2000-03-31	0	0.29	0	0.29
41S557	Konsolinis kranas K/G 0,5 t	2011-01-01	57.44	40.99	0	16.45
41S651	Keltuvas hidraulinis	2002-03-29	98.47	98.47	0	0.29
41S651	Keltuvas hidraulinis	2016-04-30	29.71	0.00	0	29.71
41T255	Suvirinimo aparatas	1990-12-01	52.13	52.13	0	0.29
41U170	Telferis T10432	1997-05-05	289.62	289.62	0	0.29
41U170	Telferis T10432	2011-01-01	54.74	39.09	0	15.65
41U170	Telferis T10432	2016-04-30	4.06	0.00	0	4.06
41U245	Membraninis siurblys MR-7.1/20	1990-12-01	33.31	33.31	0	0.29
41U245	Membraninis siurblys MR-7.1/20	2011-01-01	34.46	24.63	0	9.84
41U264	Stat. autokrautuvas "Stalova Vola	1991-05-01	947.06	947.06	0	0.29
41U264	Stat. Autokrautuvas "Stalova Vola	2011-01-01	376.22	268.81	0	107.41
41U472	Kaušinis elevatorius BE 400/6.8	1997-05-05	8590.13	8590.13	0	0.29
41U472	Kaušinis elevatorius BE 400/68	2011-01-01	1379.11	985.34	0	393.77
41U472	Kaušinis elevatorius BE 400/6.8	2016-04-30	115.94	0.00	0	115.94
41U473	Kaušinis elevatorius BE 400/19	1997-05-05	14596.85	14596.85	0	0.29
41U473	Kaušinis elevatorius BE 400/19	2011-01-01	2347.92	1677.58	0	670.33

Kodas	Pavadinimas	Įsigijimo data	Nusidėvėjimo bazė	Sukauptas nusidėvėjimas	Metinis nusidėvėjimas	Balansinė vertė
41U473	Kaušinis elevatorius BE 400/19	2016-04-30	189.37	0.00	0	189.37
41U474	Latakinė transp.juosta	1997-05-05	2709.4	2709.40	0	0.29
41U474	Latakinė transp.juosta	2011-01-01	174.6	124.76	0	49.84
41U474	Latakinė transp.juosta	2016-04-30	109.87	0.00	0	109.87
41U475	Latakinė transp.juosta 6/3.6	1997-05-05	2519.69	2519.69	0	0.29
41U475	Latakinė transp.juosta 6/3.6	2011-01-01	153.11	109.36	0	43.75
41U475	Latakinė transp.juosta 6/3.6	2016-04-30	105.96	0.00	0	105.96
41U476	Latakinė transp.juosta 6/9.8	1997-05-05	3510.19	3510.19	0	0.29
41U476	Latakinė transp.juosta 6/9.8	2011-01-01	223.65	159.76	0	63.89
41U476	Latakinė transp.juosta 6/9.8	2016-04-30	145.82	0.00	0	145.82
41U477	Latakinė transp.juosta 6/6.2	1997-05-05	2923.71	2923.71	0	0.29
41U477	Latakinė transp.juosta 6/6.2	2011-01-01	183.12	130.83	0	52.29
41U477	Latakinė transp.juosta 6/6.2	2016-04-30	117.42	0.00	0	117.42
41U478	Latakinė transp.juosta 6/6.3	1997-05-05	2923.71	2923.71	0	0.29
41U478	Latakinė transp.juosta 6/6.3	2011-01-01	183.12	130.83	0	52.29
41U478	Latakinė transp.juosta 6/6.3	2016-04-30	117.42	0.00	0	117.42
41U479	Latakinė transp.juosta 6/7	1997-05-05	3107.62	3107.62	0	0.29
41U479	Latakinė transp.juosta 6/7	2011-01-01	-667.62	-477.01	0	-190.61
41U479	Latakinė transp.juosta 6/7	2016-04-30	370.32	0.00	0	370.32
41U480	Latakinė transp.juosta 6/8.6	1997-05-05	3484.13	3484.13	0	0.29
41U480	Latakinė transp.juosta 6/8.6	2011-01-01	228.65	163.34	0	65.31
41U480	Latakinė transp.juosta 6/8.6	2016-04-30	134.4	0.00	0	134.4
41U481	Siurblys PP9	1997-05-05	4115.5	2708.41	0	1407.38
41U481	Siurblys PP9	2011-01-01	1841.13	1315.43	0	525.71
41U482	Membraninis siurblys DL 80	1997-05-05	868.86	868.86	0	0.29
41U482	Membraninis siurblys DL 80	2011-01-01	405.18	289.56	0	115.62
41U483	Membraninis siurblys DL 81	1997-05-05	868.86	868.86	0	0.29
41U483	Membraninis siurblys DL 81	2011-01-01	405.18	289.56	0	115.62
41U484	Membraninis siurblys DL 82	1997-05-01	868.86	868.86	0	0.29
41U484	Membraninis siurblys DL 82	2011-01-01	405.18	289.56	0	115.62
41U485	Membraninis siurblys DL 83	1997-05-05	868.86	868.86	0	0.29
41U485	Membraninis siurblys DL 83	2011-01-01	405.18	289.56	0	115.62
41U486	Konvejerinė juosta 6/7	1997-05-05	4338.51	4338.51	0	0.29
41U486	Konvejerinė juosta 6/7	2011-01-01	296.35	211.75	0	84.6
41U486	Konvejerinė juosta 6/7	2016-04-30	175.11	0.00	0	175.11
41U487	Konvejerinė juosta 6/22	1997-05-05	6623.61	6623.61	0	0.29
41U487	Konvejerinė juosta 6/22	2011-01-01	436.99	312.18	0	124.81
41U487	Konvejerinė juosta 6/22	2016-04-30	264.9	0.00	0	264.9
41U488	Konvejerinė juosta 6/12	1997-05-05	4043.1	4043.10	0	0.29
41U488	Konvejerinė juosta 6/12	2011-01-01	266.16	190.17	0	75.98
41U488	Konvejerinė juosta 6/12	2016-04-30	163.72	0.00	0	163.72
41U489	Konvejerinė juosta 6/7	1997-05-01	3119.21	3119.21	0	0.29
41U489	Konvejerinė juosta 6/7	2011-01-01	218.87	156.42	0	62.45
41U489	Konvejerinė juosta 6/7	2016-04-30	117.26	0.00	0	117.26
41U490	Konvejerinė juosta 6/9	1997-05-05	2780.35	1942.27	0	838.37
41U490	Konvejerinė juosta 6/9	2011-01-01	-850.96	-607.97	0	-242.99
41U491	Konvejerinė juosta 6/10	1997-05-05	3484.13	3484.13	0	0.29
41U491	Konvejerinė juosta 6/10	2011-01-01	897.53	641.31	0	256.22
41U733	Hidraulinis keltuvas	2003-09-30	130.33	130.33	0	0.29
41U733	Hidraulinis keltuvas	2011-01-01	69.22	49.40	0	19.82
41U733	Hidraulinis keltuvas	2016-04-30	29.89	0.00	0	29.89
41U855	Kaloriferis Devitem 106	2002-11-29	240.38	240.38	0	0.29
41U855	Kaloriferis Devitem 106	2011-01-01	138.73	99.10	0	39.63
41U855	Kaloriferis Devitem 106	2016-04-30	40.08	0.00	0	40.08
41U878	Keltuvas hidraulinis	2006-05-31	332.77	332.77	0	0.29
41U878	Keltuvas hidraulinis	2011-01-01	123.58	47.09	0	76.49
41U878	Keltuvas hidraulinis	2016-04-30	123.22	0.00	0	123.22
41U881	Keltuvas hidraulinis	2003-10-31	115.85	115.85	0	0.29
41U881	Keltuvas hidraulinis	2011-01-01	31.64	12.05	0	19.59

Kodas	Pavadinimas	Įsigijimo data	Nusidėvėjimo bazė	Sukauptas nusidėvėjimas	Metinis nusidėvėjimas	Balansinė vertė
41U881	Keltuvas hidraulinis	2016-04-30	30.12	0.00	0	30.12
41U885	Telferis el. 2t M.P.B.	2003-10-01	1488.65	1488.65	0	0.29
41U885	Telferis el. 2t M.P.B.	2011-01-01	540.19	205.84	0	334.35
41U885	Telferis el. 2t M.P.B.	2016-04-30	275.36	0.00	0	275.36
41U886	Juost.konvejeris TNC600-15 m.	2003-10-01	6197.87	3465.52	0	2732.64
41U886	Juost.konvejeris TNC600-15 m.	2011-01-01	-366.16	-139.54	0	-226.62
41U886	Juost.konvejeris TNC600-15 m.	2016-04-30	43.98	0.00	0	43.98
41U887	Juost.konvejeris TNC600-9,5 m	2003-10-01	3475.44	1943.22	0	1532.51
41U887	Juost.konvejeris TNC600-9,5 m	2011-01-01	-242.83	-92.52	0	-150.3
41U887	Juost.konvejeris TNC600-9,5 m	2016-04-30	47.8	0.00	0	47.8
41U888	Juost.konvejeris TNC500-9 m.	2003-10-01	3475.44	1943.22	0	1532.51
41U888	Juost.konvejeris TNC500-9 m.	2011-01-01	-271.79	-103.58	0	-168.21
41U888	Magnetinis separatoriusCMK 230	2013-05-31	1556.57	34.81	0	1521.76
41U888	Juost.konvejeris TNC500-9 m.	2016-04-30	2143.94	0.00	0.00	2143.94
41U889	Juost.konvejeris TNC500-18,5 m	2003-10-01	5213.16	2914.90	0	2298.55
41U889	Juost.konvejeris TNC500-18,5 m	2011-01-01	-393.02	-149.77	0	-243.25
41U889	Juost.konvejeris TNC500-18,5 m	2016-04-30	94.7	0.00	0	94.7
41U890	Juost.konvejeris TNC500-6,5 m.	2003-10-01	3041.01	1700.31	0	1340.99
41U890	Juost.konvejeris TNC500-6,5 m.	2011-01-01	-234.25	-89.26	0	-144.99
41U890	Juost.konvejeris TNC500-6,5 m.	2016-04-30	54	0.00	0	54
41U891	Kaušinis elevatorius ETN4	2003-10-01	11584.8	6477.70	0	5107.39
41U891	Kaušinis elevatorius ETN4	2011-01-01	-808.6	-308.14	0	-500.46
41U891	Kaušinis elevatorius ETN4	2016-04-30	163.07	0.00	0	163.07
41U892	Juost.konvejeris TNC500-7m.	2003-10-01	3069.97	1716.50	0	1353.76
41U892	Juost.konvejeris TNC500-7m.	2011-01-01	-223.24	-85.07	0	-138.17
41U892	Juost.konvejeris TNC500-7m.	2016-04-30	44.41	0.00	0	44.41
41U893	Juost.konvejeris TNC500-4 m.	2003-10-01	3069.97	1716.50	0	1353.76
41U893	Juost.konvejeris TNC500-4 m.	2011-01-01	-281.16	-107.14	0	-174.02
41U893	Juost.konvejeris TNC500-4 m.	2016-04-30	80.26	0.00	0	80.26
41U894	Juost.konvejeris TNC500- 6m.	2003-10-01	4373.26	2445.26	0	1928.3
41U894	Juost.konvejeris TNC500- 6m.	2011-01-01	-306.92	-116.96	0	-189.96
41U894	Juost.konvejeris TNC500- 6m.	2016-04-30	61.67	0.00	0	61.67
41U895	Juost.konvejeris TNC500- 6m.	2003-10-01	4373.26	2445.26	0	1928.3
41U895	Juost.konvejeris TNC500- 6m.	2011-01-01	-306.92	-116.96	0	-189.96
41U895	Juost.konvejeris TNC500- 6m.	2016-04-30	61.67	0.00	0	61.67
41U896	Juost.konvejeris TNC500- 12m.	2003-10-01	6139.94	3433.13	0	2707.1
41U896	Juost.konvejeris TNC500- 12m.	2011-01-01	-330.26	-125.85	0	-204.41
41U896	Magnetinis separatorius	2013-05-31	1556.57	34.81	0	1521.76
41U896	Juost.konvejeris TNC500- 12m.	2016-04-30	65.55	0.00	0	65.55
41U897	Juost.konvejeris TNC500- 12m.	2003-10-01	6139.94	3433.13	0	2707.1
41U897	Juost.konvejeris TNC500- 12m.	2011-01-01	-330.26	-125.85	0	-204.41
41U897	Magnetinis separatorius	2013-05-31	1556.57	34.81	0	1521.76
41U897	Juost.konvejeris TNC500- 12m.	2016-04-30	65.55	0.00	0	65.55
41U898	Juost.konvejeris TNC500- 7,5m.	2003-10-01	3156.86	1765.08	0	1392.07
41U898	Juost.konvejeris TNC500- 7,5m.	2011-01-01	-219.16	-83.51	0	-135.65
41U898	Magnetinis separatorius	2013-05-31	1556.57	34.81	0	1521.76
41U898	Juost.konvejeris TNC500- 7,5m.	2016-04-30	81.82	0.00	0	81.82
41U899	Kaušinis elevatorius ETN4	2003-10-01	13061.86	7303.63	0	5758.52
41U899	Kaušinis elevatorius ETN4	2011-01-01	-855.17	-325.87	0	-529.3
41U899	Kaušinis elevatorius ETN4	2016-04-30	150.78	0.00	0	150.78
41U900	Membraninis siurblys S 30	2003-10-01	1853.57	1853.57	0	0.29
41U900	Membraninis siurblys S 30	2011-01-01	1024.16	390.27	0	633.89
41U900	Membraninis siurblys S 30	2016-04-30	125.82	0.00	0	125.82
41U901	Membraninis siurblys S 20	2003-10-01	897.82	897.82	0	0.29
41U901	Membraninis siurblys S 20	2011-01-01	497.59	189.61	0	307.97
41U901	Membraninis siurblys S 20	2016-04-30	61.73	0.00	0	61.73
41U902	Membraninis siurblys S20	2003-10-01	897.82	897.82	0	0.29
41U902	Membraninis siurblys S20	2011-01-01	497.59	189.61	0	307.97
41U902	Membraninis siurblys S20	2016-04-30	61.73	0.00	0	61.73

Kodas	Pavadinimas	Įsigijimo data	Nusidėvėjimo bazė	Sukauptas nusidėvėjimas	Metinis nusidėvėjimas	Balansinė vertė
41U903	Kompresorius GA 37	2003-10-01	20968.49	17700.71	0	3268.07
41U903	Kompresorius GA 37	2011-01-01	2073.28	790.07	0	1283.21
41U903	Kompresorius GA 37	2016-04-30	4078.72	0.00	0	4078.72
41U904	Membraninis siurblys DL80-3	2003-10-01	1853.57	1853.57	0	0.29
41U904	Membraninis siurblys DL80-3	2011-01-01	1024.16	390.27	0	633.89
41U904	Membraninis siurblys DL80-3	2016-04-30	125.82	0.00	0	125.82
41U905	Membraninis siurblys DL80-3	2003-10-01	1853.57	1853.57	0	0.29
41U905	Membraninis siurblys DL80-3	2011-01-01	1024.16	390.27	0	633.89
41U905	Membraninis siurblys DL80-3	2016-04-30	125.82	0.00	0	125.82
41U906	Presformų keitimo mašina CME4	2003-10-01	18622.57	18622.57	0	0.29
41U906	Presformų keitimo mašina CME4	2011-01-01	9306.36	3546.34	0	5760.02
41U906	Presformų keitimo mašina CME4	2016-04-30	1909.69	0.00	0	1909.69
41U907	Dulkių separatorius FD288	2003-10-01	27919.37	27919.37	0	0.29
41U907	Dulkių separatorius FD288	2011-01-01	9272.84	3533.57	0	5739.27
41U907	Dulkių separatorius FD288	2016-04-30	5760.44	0.00	0	5760.44
41U908	Dulkių separatorius VT13	2003-10-01	13525.25	13525.25	0	0.29
41U908	Dulkių separatorius VT13	2011-01-01	5333.14	2032.28	0	3300.86
41U908	Dulkių separatorius VT13	2016-04-30	2268.85	0.00	0	2268.85
41U909	Filtru su ventiliatorium	2003-12-31	2867.24	2867.24	0	0.29
41U909	Filtru su ventiliatorium	2011-01-01	1061.91	404.65	0	657.26
41U909	Filtru su ventiliatorium	2016-04-30	522.45	0.00	0	522.45
41U910	Filtru magn.DLG205	2006-05-31	2805.78	1354.65	0	1451.42
41U910	Filtru magn.DLG205	2011-01-01	-269.88	-102.85	0	-167.03
41U910	Filtru magn.DLG205	2016-04-30	365.61	0.00	0	365.61
41U912	Vežimėlis hidraulinis	2008-03-31	202.73	182.68	0	20.06
41U912	Vežimėlis hidraulinis	2011-01-01	63.79	24.30	0	39.49
41U912	Vežimėlis hidraulinis	2016-04-30	80.17	0.00	0	80.17
41U913	Siurblys CM 32-200B	2009-02-28	1155.58	1155.29	0	0.29
41U913	Siurblys CM32-200B	2011-01-01	416.56	158.74	0	257.82
41U913	Siurblys CM 32-200B	2016-04-30	621.89	0.00	0	621.89
41W878	Autopakrovėjas DV1792	2003-06-30	1776.82	1776.82	0	0.29
41W878	Autopakrovėjas DV1792	2011-01-01	1331.96	951.67	95.16	285.13
41W878	Autopakrovėjas DV1792	2016-04-30	412.86	0.00	8.6	404.26
41Z628	Keltuvas hidraulinis	2001-11-30	101.37	101.37	0.00	0.29
41Z628	Keltuvas hidraulinis	2011-01-01	57.63	41.23	0	16.41
41Z628	Keltuvas hidraulinis	2016-04-30	13.31	0.00	0	13.31
41Z724	Keltuvas hidraulinisSM9912 100	2002-03-29	492.35	492.35	0	0.29
41Z724	Keltuvas hidraulinisSM9912 100	2011-01-01	274.85	104.73	0	170.12
42D003	Krosnis elektrinė	1997-11-28	24.62	24.62	0	0.29
42D003	Krosnis elektrinė	2011-01-01	28.67	20.47	0	8.2
42D004	Krosnis elektrinė	1997-11-28	50.68	50.68	0	0.29
42D004	Krosnis elektrinė1.6x2.5x1/H1/	2011-01-01	63.43	45.38	0	18.05
42D155	Rutulinis malūnas	1978-12-01	2.9	2.90	0	0.29
42D155	Rutulinis malūnas	2011-01-01	57.63	21.96	0	35.67
42D605	Malūnas	1996-07-29	28.96	28.96	0	0.29
42D605	Malūnas	2011-01-01	516.81	196.94	0	319.87
42D609	Membraninis siurbys MR4/16	1984-04-01	0	0.00	0	0.29
42D609	Membraninis siurbys MR4/16	2011-01-01	63.43	45.38	0	18.05
42D653	El. Kransija 1t.	1981-12-01	1.45	1.45	0	0.29
42D653	El. Kransija 1t.	2011-01-01	54.74	39.09	0	15.65
42D707	Kranbalkė 2t.	1988-02-01	2.9	2.90	0	0.29
42D707	Kranbalkė 2t.	2011-01-01	83.7	59.85	0	23.85
42D785	Maišyklė su siurbliu 3/4	2003-03-31	1.45	1.44	0	0.29
42D785	Maišyklė su siurbliu 3/4	2011-01-01	213.39	152.46	0	60.93
42M010	Ploksčiojo šlifavimo staklės 3	1979-12-01	390.99	390.99	0	0.29
42M010	Ploksčiojo šlifavimo staklės 3G71	2011-01-01	63.43	45.38	0	18.05
42M030	Apvaliojo šlifavimo staklės 3Y	1976-06-01	388.09	388.09	0	0.29
42M030	Apvaliojo šlifavimo staklės 3Y	2011-01-01	-57.3	-40.91	0	-16.39
42M109	Radialinės gręžimo staklės 2K5	1977-11-01	999.19	999.19	0	0.29

Kodas	Pavadinimas	Įsigijimo data	Nusidėvėjimo bazė	Sukauptas nusidėvėjimas	Metinis nusidėvėjimas	Balansinė vertė
42M109	Radialinės gręžimo staklės 2K52	2011-01-01	144.52	103.25	0	41.27
42M201	Puansonų kaitinimo krosnis	1997-05-05	1517.61	809.24	0	708.66
42M201	Puansonų kaitinimo krosnis	2011-01-01	1460.7	1043.61	0	417.09
42M202	Pirminio kaitinimo plyta	1997-05-05	1126.62	998.44	0	128.47
42M202	Pirminio kaitinimo plyta	2011-01-01	706.82	505.06	0	201.76
42M550	Vertikaliosios gręžimo staklės	1983-06-01	7.24	7.24	0	0.29
42M550	Vertikaliosios gręžimo staklės	2011-01-01	14.19	10.15	0	4.04
42M552	Skersinio drožimo staklės 7310	1983-11-01	20.27	20.27	0	0.29
42M552	Skersinio drožimo staklės 7310	2011-01-01	46.05	32.92	0	13.13
42M671	Atpjovimo automatas 8G662	1984-12-01	7.24	7.24	0	0.29
42M671	Atpjovimo automatas 8G662	2011-01-01	19.98	14.30	0	5.68
42M672	Abrazyvų bandymo staklės SIL-8	1984-12-01	11.58	11.58	0	0.29
42M672	Abrazyvų bandymo staklės SIL-8	2011-01-01	19.98	14.30	0	5.68
42M674	Elektro kransija 1.0t	1984-12-01	159.29	159.29	0	0.29
42M674	Elektro kransija 1.0t	2011-01-01	28.67	20.47	0	8.2
42M675	Elektro kransija 3.2t	1984-12-01	379.4	379.40	0	0.29
42M675	Elektro kransija 3.2t	2011-01-01	57.63	41.23	0	16.41
42M677	Aukšto dažnio generatorius VIG	1984-12-01	81.09	81.09	0	0.29
42M677	Aukšto dažnio generatorius VIG	2011-01-01	31.57	22.61	0	8.96
42M679	Vertikaliosios frezavimo staklė	1984-12-01	0	0.00	0	0.29
42M679	Vertikaliosios frezavimo staklė	2011-01-01	54.74	39.09	0	15.65
42M774	Elektrokrosnis 40KW	2000-03-31	0	0.29	0	0.29
42M774	Elektrokrosnis 40KW	2016-04-30	2000	0.00	0	2000
42M775	Laborator.el.krosnis	2000-10-31	110.06	110.06	0	0.29
42M775	Laborator.el.krosnis	2011-01-01	144.52	103.25	0	41.27
42M776	Suvirinimo aparatas	2001-05-31	0	0.29	0	0.29
42M777	Suvirinimo aparatas	2008-08-31	477.38	437.33	0	40.05
42M777	Suvirinimo aparatas	2011-01-01	38.28	27.40	0	10.87
42M777	Suvirinimo aparatas	2016-04-30	288.78	0.00	0	288.78
42M778	Pusautomatis Origo Mig	2008-11-30	853.94	755.95	0	98
42M778	Suvirinimo aparatas	2011-01-01	63.46	45.39	0	18.074
42M778	Pusautomatis Origo Mig	2016-04-30	483.65	0.00	0	483.65
42N034	Guminis ekstraktorius	1997-05-05	5502.78	5502.78	0	0.29
42N034	Guminis ekstraktorius	2016-04-30	319.71	0.00	0	319.71
42N060	Malimo įrenginys 120	1997-05-05	18674.7	15406.44	0	3268.54
42N064	Ritinėlių valymo mašina	1997-05-05	7611.21	7611.21	0	0.29
42N064	Ritinėlių valymo mašina	2016-04-30	449.71	0.00	0	449.71
42N068	Rutulinis malūnas TMNP-24/2	1998-10-30	2341.58	2341.58	0	0.29
42N068	Rutulinis malūnas TMNP-24/2	2016-04-30	279.71	0.00	0	279.71
42N070	Rutulinis malūnas TMNP-24/2	1998-10-30	2259.04	2259.04	0	0.29
42N070	Rutulinis malūnas TMNP-24/2	2016-04-30	11629.42	0.00	0	11629.42
42N0701	Rutulinis malūnas TMNP-24/2	2003-12-31	25981.81	25981.81	0	0.29
42N505	Suvirinimo aparatas STIKER	2003-12-31	550.28	550.28	0	0.29
42N505	Suvirinimo aparatas STIKER	2016-04-30	229.71	0.00	0	229.71
42N591	Bakas su maišykle	2003-04-22	1303.29	1303.29	0	0.29
42N591	Bakas su maišykle	2016-04-30	539.71	0.00	0	539.71
42N784	Maišyklė	2002-10-31	813.83	813.83	0	0.29
42N784	Maišyklė	2016-04-30	289.71	0.00	0	289.71
42S002	Betono maišyklė	1997-04-28	46.34	46.34	0	0.29
42S002	Betono maišyklė	2011-01-01	25.78	18.46	0	7.32
42S678	Ciklonas US-140	1984-12-01	20.27	20.27	0	0.29
42S678	Ciklonas US-140	2011-01-01	8.4	3.21	0	5.19
42T658	El.telferis 3.2t.	1984-12-01	165.08	165.08	0	0.29
42T658	El.telferis 3.2t.	2011-01-01	63.43	45.38	0	18.05
42U030	Guminis ekstraktorius	1997-05-05	5413	5413.00	0	0.29
42U030	Guminis ekstraktorius	2011-01-01	958.12	684.58	0	273.54
42U030	Guminis ekstraktorius	2016-04-30	46.17	0.00	0	46.17
42U031	Guminis ekstraktorius	1997-05-05	5413	5413.00	0	0.29
42U031	Guminis ekstraktorius	2011-01-01	958.12	684.58	0	273.54

Kodas	Pavadinimas	Įsigijimo data	Nusidėvėjimo bazė	Sukauptas nusidėvėjimas	Metinis nusidėvėjimas	Balansinė vertė
42U031	Guminis ekstraktorius	2016-04-30	46.17	0.00	0	46.17
42U032	Guminis ekstraktorius	1997-05-05	5413	5413.00	0	0.29
42U032	Guminis ekstraktorius	2011-01-01	958.12	684.58	0	273.54
42U032	Guminis ekstraktorius	2016-04-30	46.17	0.00	0	46.17
42U037	Vibrosietas CTS-900	1997-05-05	7588.04	7588.04	0	0.29
42U037	Vibrosietas CTS-900	2011-01-01	-464.04	-331.61	0	-132.44
42U037	Vibrosietas CTS-900	2016-04-30	582.14	0.00	0	582.14
42U040	Vibrosietas AS 1200/1	1997-05-05	3736.1	3736.10	0	0.29
42U040	Vibrosietas AS 1200/1	2011-01-01	-219.03	-156.52	0	-62.52
42U040	Vibrosietas AS 1200/1	2016-04-30	282.22	0.00	0	282.22
42U041	Vibrosietas AS 1200/1	1997-05-05	3736.1	3736.10	0	0.29
42U041	Vibrosietas AS 1200/1	2011-01-01	-219.03	-156.52	0	-62.52
42U041	Vibrosietas AS 1200/1	2016-04-30	282.22	0.00	0	282.22
42U042	Vibrosietas AS 1200/1	1997-05-05	3736.1	3736.10	0	0.29
42U042	Vibrosietas AS 1200/1	2011-01-01	-219.03	-156.52	0	-62.52
42U042	Vibrosietas AS 1200/1	2016-04-30	282.22	0.00	0	282.22
42U043	Vibrosietas AS 1200/1	1997-05-05	3736.1	3736.10	0	0.29
42U043	Vibrosietas AS 1200/1	2011-01-01	-219.03	-156.52	0	-62.52
42U043	Vibrosietas AS 1200/1	2016-04-30	282.22	0.00	0	282.22
42U045	Vibrosietas AS 900/1	1997-05-05	3794.02	3794.02	0	0.29
42U045	Vibrosietas AS 900/1	2011-01-01	-217.73	-155.54	0	-62.19
42U045	Vibrosietas AS 900/1	2016-04-30	281.9	0.00	0	281.9
42U046	Vibrosietas AS 900/1	1997-05-05	3794.02	3794.02	0	0.29
42U046	Vibrosietas AS 900/1	2011-01-01	-217.73	-155.54	0	-62.19
42U046	Vibrosietas AS 900/1	2016-04-30	281.9	0.00	0	281.9
42U047	Vibrosietas AS 900/1	1997-05-05	3794.02	3794.02	0	0.29
42U047	Vibrosietas AS 900/1	2011-01-01	-217.73	-155.54	0	-62.19
42U047	Vibrosietas AS 900/1	2016-04-30	281.9	0.00	0	281.9
42U048	Rutulinis malūnas	1997-05-05	106432.46	106432.46	0	0.29
42U048	Rutulinis malūnas-modernizacija	2008-10-31	5943	5943.00	0	0
42U048	Rutulinis malūnas	2011-01-01	-2378.73	-1699.64	-113.32	-565.77
42U048	Rutulinis malūnas	2011-01-01	-863.09	-616.70	0	-246.39
42U048	Rutulinis malūnas	2016-04-30	80131.87	0.00	0	80131.87
42U049	Rutulinis malūnas	1997-05-05	106432.46	106432.46	0	0.29
42U049	Rutulinis malūnas	2011-01-01	-2378.73	-1699.64	-113.32	-565.77
42U049	Rutulinis malūnas	2016-04-30	6825.48	0.00	0	6825.48
42U050	Rutulinis malūnas	1997-05-05	115688.72	115688.72	0	0.29
42U050	Futiruotė malūno	2008-05-30	16500	16500.00	0	0
42U050	Futiruotė malūno	2011-01-01	10.63	7.63	0	3
42U050	Rutulinis malūnas	2011-01-01	-870.87	-622.23	0	-248.64
42U050	Rutulinis malūnas	2016-04-30	18705.35	0.00	0	18705.35
42U051	Metalinis ekstraktorius	1997-05-05	17724.75	17724.75	0	0.29
42U051	Metalinis ekstraktorius	2011-01-01	3146.97	2248.57	0	898.41
42U051	Metalinis ekstraktorius	2016-04-30	141.31	0.00	0	141.31
42U052	Metalinis ekstraktorius	1997-05-05	17724.75	17724.75	0	0.29
42U052	Metalinis ekstraktorius	2011-01-01	3146.97	2248.57	0	898.41
42U052	Metalinis ekstraktorius	2016-04-30	141.31	0.00	0	141.31
42U197	Kransija	1978-12-01	101.37	101.37	0	0.29
42U197	Kransija	2011-01-01	19.98	14.30	0	5.68
42U198	Tiltinis kranas 5t	1978-12-01	900.72	900.72	0	0.29
42U198	Tiltinis kranas 5t	2011-01-01	289.33	206.78	0	82.55
42U198	Tiltinis kranas 5t	2016-04-30	149.45	0.00	0	149.45
42U1981	Tiltinis kranas 5t	2000-12-22	1423.48	1423.48	0	0.29
42U1981	Tiltinis kranas 5t	2011-01-01	341.14	243.72	0	97.42
42U199	Dvisijis tiltinis kranas su greifer	2011-08-03	3330.63	1804.05	0	1526.58
42U199	Tiltinio krano demontavimas	2011-08-18	3475.44	1882.50	0	1592.94
42U395	Molio trupintuvas HW-40	1997-05-05	20105.42	20105.42	0	0.29
42U395	Molio trupintuvas HW-40	2011-01-01	6723.09	4803.64	0	1919.45
42U396	Lėta maišyklė SS 10	1997-05-05	2687.67	2687.67	0	0.29

Kodas	Pavadinimas	Įsigijimo data	Nusidėvėjimo bazė	Sukauptas nusidėvėjimas	Metinis nusidėvėjimas	Balansinė vertė
42U396	Lėta maišyklė SS 10	2011-01-01	905.13	646.73	0	258.4
42U397	Lėta maišyklė SS 10	1997-05-05	2687.67	2687.67	0	0.29
42U397	Lėta maišyklė SS 10	2011-01-01	905.13	646.73	0	258.4
42U398	Lėta maišyklė SS 10	1997-05-05	2687.67	2687.67	0	0.29
42U398	Lėta maišyklė SS 10	2011-01-01	905.13	646.73	0	258.4
42U399	Lėta maišyklė SS 10	1997-05-05	2687.67	2687.67	0	0.29
42U399	Lėta maišyklė SS 10	2011-01-01	905.13	646.73	0	258.4
42U400	Lėta maišyklė SS 10/A	1997-05-05	3571.01	3571.01	0	0.29
42U400	Lėta maišyklė SS 10/A	2011-01-01	1179.06	842.43	0	336.63
42U401	Lėta maišyklė SS 10/A	1997-05-05	3571.01	3571.01	0	0.29
42U401	Lėta maišyklė SS 10/A	2011-01-01	1179.06	842.43	0	336.63
42U404	Išpurškėjas	1997-05-05	412679.56	412679.56	0	0.29
42U404	Ciklonas su kanalu	2008-10-31	19015.9	19015.90	0	0
42U404	Modernizacija	2008-10-31	4576	4576.00	0	0
42U404	Išpurškėjas	2011-01-01	13322.52	9518.95	0	3803.57
42U404	Išpurškėjas	2011-01-01	76169.78	54423.37	0	21746.41
42U404	Išpurškėjas	2016-04-30	15379.73	0.00	0	15379.73
42U434	Vibrosietas CR 1.200	2007-02-28	4915.83	4504.12	0	412
42U434	Vibrosietas CR 1.200	2011-01-01	1162.64	443.03	0	719.6
42U434	Vibrosietas CR 1.200	2016-04-30	2048.39	0.00	0	2048.39
42U468	Kaupimo vežimėlis	2003-10-01	4720.81	3984.95	0	736.14
42U468	Kaupimo vežimėlis	2011-01-01	464.94	177.18	0	287.76
42U468	Kaupimo vežimėlis	2016-04-30	916.09	0.00	0	916.09
42U469	Kaupimo vežimėlis	2003-10-01	4720.81	3984.95	0	736.14
42U469	Kaupimo vežimėlis	2011-01-01	464.94	177.18	0	287.76
42U469	Kaupimo vežimėlis	2016-04-30	916.09	0.00	0	916.09
42U470	Kaupimo vežimėlis	2003-10-01	4720.81	3984.95	0	736.14
42U470	Kaupimo vežimėlis	2011-01-01	464.94	177.18	0	287.76
42U470	Kaupimo vežimėlis	2016-04-30	916.09	0.00	0	916.09
42U471	Kaupimo vežimėlis	2003-10-01	4720.81	3984.95	0	736.14
42U471	Kaupimo vežimėlis	2011-01-01	464.94	177.18	0	287.76
42U471	Kaupimo vežimėlis	2016-04-30	916.09	0.00	0	916.09
42U472	Kaupimo vežimėlis	2003-10-01	4720.81	3984.95	0	736.14
42U472	Kaupimo vežimėlis	2011-01-01	464.94	177.18	0	287.76
42U472	Kaupimo vežimėlis	2016-04-30	916.09	0.00	0	916.09
42U473	Kaupimo vežimėlis	2003-10-01	4720.81	3984.95	0	736.14
42U473	Kaupimo vežimėlis	2011-01-01	464.94	177.18	0	287.76
42U473	Kaupimo vežimėlis	2016-04-30	916.09	0.00	0	916.09
42U474	Kaupimo vežimėlis	2003-10-01	4720.81	3984.95	0	736.14
42U474	Kaupimo vežimėlis	2011-01-01	464.94	177.18	0	287.76
42U474	Kaupimo vežimėlis	2016-04-30	916.09	0.00	0	916.09
42U475	Kaupimo vežimėlis	2003-10-01	4720.81	3984.95	0	736.14
42U475	Kaupimo vežimėlis	2011-01-01	464.94	177.18	0	287.76
42U475	Kaupimo vežimėlis	2016-04-30	916.09	0.00	0	916.09
42U476	Kaupimo vežimėlis	2003-10-01	4720.81	3984.95	0	736.14
42U476	Kaupimo vežimėlis	2011-01-01	464.94	177.18	0	287.76
42U476	Kaupimo vežimėlis	2016-04-30	916.09	0.00	0	916.09
42U477	Kaupimo vežimėlis	2003-10-01	4720.81	3984.95	0	736.14
42U477	Kaupimo vežimėlis	2011-01-01	464.94	177.18	0	287.76
42U477	Kaupimo vežimėlis	2016-04-30	916.09	0.00	0	916.09
42U478	Kaupimo vežimėlis	2003-10-01	4720.81	3984.95	0	736.14
42U478	Kaupimo vežimėlis	2011-01-01	464.94	177.18	0	287.76
42U478	Kaupimo vežimėlis	2016-04-30	916.09	0.00	0	916.09
42U479	Kaupimo vežimėlis	2003-10-01	4720.81	3984.95	0	736.14
42U479	Kaupimo vežimėlis	2011-01-01	464.94	177.18	0	287.76
42U479	Kaupimo vežimėlis	2016-04-30	916.09	0.00	0	916.09
42U480	Kaupimo vežimėlis	2003-10-01	4720.81	3984.95	0	736.14
42U480	Kaupimo vežimėlis	2011-01-01	464.94	177.18	0	287.76
42U480	Kaupimo vežimėlis	2016-04-30	916.09	0.00	0	916.09

Kodas	Pavadinimas	Įsigijimo data	Nusidėvėjimo bazė	Sukauptas nusidėvėjimas	Metinis nusidėvėjimas	Balansinė vertė
42U481	Kaupimo vežimėlis	2003-10-01	4720.81	3984.95	0	736.14
42U481	Kaupimo vežimėlis	2011-01-01	464.94	177.18	0	287.76
42U481	Kaupimo vežimėlis	2016-04-30	916.09	0.00	0	916.09
42U482	Kaupimo vežimėlis	2003-10-01	4720.81	3984.95	0	736.14
42U482	Kaupimo vežimėlis	2011-01-01	464.94	177.18	0	287.76
42U482	Kaupimo vežimėlis	2016-04-30	916.09	0.00	0	916.09
42U483	Kaupimo vežimėlis	2003-10-01	4720.81	3984.95	0	736.14
42U483	Kaupimo vežimėlis	2011-01-01	464.94	177.18	0	287.76
42U483	Kaupimo vežimėlis	2016-04-30	916.09	0.00	0	916.09
42U484	Kaupimo vežimėlis	2003-10-01	4720.81	3984.95	0	736.14
42U484	Kaupimo vežimėlis	2011-01-01	464.94	177.18	0	287.76
42U484	Kaupimo vežimėlis	2016-04-30	916.09	0.00	0	916.09
42U485	Kaupimo vežimėlis	2003-10-01	4720.81	3984.95	0	736.14
42U485	Kaupimo vežimėlis	2011-01-01	464.94	177.18	0	287.76
42U485	Kaupimo vežimėlis	2016-04-30	916.09	0.00	0	916.09
42U486	Kaupimo vežimėlis	2003-10-01	4720.81	3984.95	0	736.14
42U486	Kaupimo vežimėlis	2011-01-01	464.94	177.18	0	287.76
42U486	Kaupimo vežimėlis	2016-04-30	916.09	0.00	0	916.09
42U487	Kaupimo vežimėlis	2003-10-01	4720.81	3984.95	0	736.14
42U487	Kaupimo vežimėlis	2011-01-01	464.94	177.18	0	287.76
42U487	Kaupimo vežimėlis	2016-04-30	916.09	0.00	0	916.09
42U488	Kaupimo vežimėlis	2003-10-01	4720.81	3984.95	0	736.14
42U488	Kaupimo vežimėlis	2011-01-01	464.94	177.18	0	287.76
42U488	Kaupimo vežimėlis	2016-04-30	916.09	0.00	0	916.09
42U489	Kaupimo vežimėlis	2003-10-01	4720.81	3984.95	0	736.14
42U489	Kaupimo vežimėlis	2011-01-01	464.94	177.18	0	287.76
42U489	Kaupimo vežimėlis	2016-04-30	916.09	0.00	0	916.09
42U490	Kaupimo vežimėlis	2003-10-01	4720.81	3984.95	0	736.14
42U490	Kaupimo vežimėlis	2011-01-01	464.94	177.18	0	287.76
42U490	Kaupimo vežimėlis	2016-04-30	916.09	0.00	0	916.09
42U583	Ei. Pakabinamas kranas 3.2t.	1983-12-01	553.17	553.17	0	0.29
42U583	Ei. Pakabinamas kranas 3.2t.	2011-01-01	173.48	123.89	0	49.6
42U590	Purškimo stendas 7431	2003-01-31	2288	2288.00	0	0.29
42U590	Purškimo stendas 7431	2016-04-30	939.71	0.00	0	939.71
42U591	Malūnas MMSTS20	2008-05-30	4082.5	2061.65	0	2020.85
42U591	Malūnas MMSTS20	2011-01-01	-107.45	-76.77	0	-30.68
42U591	Malūnas MMSTS20	2016-04-30	889.54	0.00	0	889.54
42U714	Rutulinis malūnas	1988-02-01	55.03	55.03	0	0.29
42U714	Rutulinis malūnas	2011-01-01	156.11	111.55	0	44.56
42U728	Propelerinė maišyklė SM-489B	1988-02-01	17.38	17.38	0	0.29
42U728	Propelerinė maišyklė SM-489B	2011-01-01	2.61	1.85	0	0.75
42U760	Talpa 20 kub. M.	1988-02-01	228.8	228.80	0	0.29
42U760	Talpa 20 kub. M.	2011-01-01	46.05	32.92	0	13.13
42U763	Talpa 20 kub. M.	1988-02-01	228.8	228.80	0	0.29
42U763	Talpa 20 kub. M.	2011-01-01	46.05	32.92	0	13.13
42U778	Suvirinimo aparatas	2001-05-31	28.96	28.96	0	0.29
42U778	Suvirinimo aparatas	2016-04-30	9.71	0.00	0	9.71
42U787	Būgninis malūnas MTD340	2003-10-01	136121.41	76114.43	0	60007.27
42U787	Futiruotė malūno MTD340	2007-09-30	17091	6785.27	0	10305.73
42U787	Būgninis malūnas MTD340	2011-01-01	-9352.29	-3563.85	0	-2735.61
42U787	Būgninis malūnas MTD340	2011-01-01	-4675.27	-1781.58	0	-2893.69
42U787	Būgninis malūnas MTD340	2016-04-30	-1593.7	0.00	0	-1593.7
42U788	Būgninis malūnas MTD340	2003-10-01	136121.41	76114.43	0	60007.27
42U788	Futiruotė malūno MTD340	2007-09-30	17000	6749.15	0	10250.85
42U788	Būgninis malūnas MTD340	2011-01-01	-9352.29	-3563.85	0	-2735.61
42U788	Būgninis malūnas MTD340	2011-01-01	-4893.74	-1864.85	0	-3028.89
42U788	Būgninis malūnas MTD340	2016-04-30	-1403.62	0.00	0	-1403.62
42U789	Būgninis malūnas MTD340	2003-10-01	136121.41	76114.43	0	60007.27
42U789	Futiruotė malūno MTD340	2007-09-30	17000	6749.15	0	10250.85

Kodas	Pavadinimas	Išgijimo data	Nusidėvėjimo bazė	Sukauptas nusidėvėjimas	Metinis nusidėvėjimas	Balansinė vertė
42U789	Būgninis malūnas MTD340	2011-01-01	-9352.29	-3563.85	0	-2735.61
42U789	Būgninis malūnas MTD340	2011-01-01	-4893.74	-1864.85	0	-3028.89
42U789	Būgninis malūnas MTD340	2016-04-30	-1403.62	0.00	0	-1403.62
42U790	Mentinė maišyklė ASP210	2003-10-01	12453.66	10512.78	0	1941.17
42U790	Mentinė maišyklė ASP210	2011-01-01	1211.21	461.55	0	749.66
42U790	Mentinė maišyklė ASP210	2016-04-30	2439.17	0.00	0	2439.17
42U791	Mentinė maišyklė ASP210	2003-10-01	12453.66	10512.78	0	1941.17
42U791	Mentinė maišyklė ASP210	2011-01-01	1211.21	461.55	0	749.66
42U791	Mentinė maišyklė ASP210	2016-04-30	2439.17	0.00	0	2439.17
42U792	Vibrosietas SPB 121	2003-10-01	8312.09	4647.72	0	3664.66
42U792	Vibrosietas SPB 121	2011-01-01	-518.01	-197.40	0	-320.61
42U792	Vibrosietas SPB 121	2016-04-30	75.95	0.00	0	75.95
42U793	Vibrosietas SPB 121	2003-10-01	8312.09	4647.72	0	3664.66
42U793	Vibrosietas SPB 121	2011-01-01	-518.01	-197.40	0	-320.61
42U793	Vibrosietas SPB 121	2016-04-30	75.95	0.00	0	75.95
42U794	Vibrosietas SPB 121	2003-10-01	8312.09	4647.72	0	3664.66
42U794	Vibrosietas SPB 121	2011-01-01	-518.01	-197.40	0	-320.61
42U794	Vibrosietas SPB 121	2016-04-30	75.95	0.00	0	75.95
42U795	Mentinė maišyklė ASP 210	2003-10-01	6371.64	5378.54	0	993.39
42U795	Mentinė maišyklė ASP 210	2011-01-01	558.19	212.71	0	345.48
42U795	Mentinė maišyklė ASP 210	2016-04-30	1281.13	0.00	0	1281.13
42U796	Mentinė maišyklė ASP 210	2003-10-01	6371.64	5378.54	0	993.39
42U796	Mentinė maišyklė ASP 210	2011-01-01	558.19	212.71	0	345.48
42U796	Mentinė maišyklė ASP 210	2016-04-30	1281.13	0.00	0	1281.13
42U797	Lėta maišyklė ASP 204	2003-10-01	4576	3862.71	0	713.57
42U797	Lėta maišyklė ASP 204	2011-01-01	454.22	173.09	0	281.13
42U797	Lėta maišyklė ASP 204	2016-04-30	885.29	0.00	0	885.29
42U798	Dvipusis kreiptuvas	2003-10-01	2085.26	1167.62	0	917.94
42U798	Dvipusis kreiptuvas	2011-01-01	-248.92	-94.87	0	-154.05
42U798	Dvipusis kreiptuvas	2016-04-30	96.12	0.00	0	96.12
42U799	Metalinis bunkeris	2003-10-01	17985.4	16921.06	0	1064.63
42U799	Metalinis bunkeris	2011-01-01	3136.03	1195.02	0	1941
42U799	Metalinis bunkeris	2016-04-30	4404.36	0.00	0	4404.36
42U800	Vibrosietas VPM 1200	2003-10-01	7066.73	3951.34	0	3115.67
42U800	Vibrosietas VPM 1200	2011-01-01	-615.03	-234.37	0	-380.66
42U800	Vibrosietas VPM 1200	2016-04-30	174.98	0.00	0	174.98
42U801	Glazūros perkošimo įrenginys	2003-10-01	9238.88	5165.95	0	4073.22
42U801	Glazūros perkošimo įrenginys	2011-01-01	-513.15	-195.55	0	-317.61
42U801	Glazūros perkošimo įrenginys	2016-04-30	44.38	0.00	0	44.38
42U802	Lėtaeigė maišyklė ALRS	2003-10-01	1419.14	1197.81	0	221.62
42U802	Lėtaeigė maišyklė ALRS	2011-01-01	119.14	45.41	0	73.74
42U802	Lėtaeigė maišyklė ALRS	2016-04-30	284.65	0.00	0	284.65
42U803	Lėtaeigė maišyklė ALRS	2003-10-01	1419.14	1197.81	0	221.62
42U803	Lėtaeigė maišyklė ALRS	2011-01-01	119.14	45.41	0	73.74
42U803	Lėtaeigė maišyklė ALRS	2016-04-30	284.65	0.00	0	284.65
42U804	Smulkintuvas Mikronet 100	2003-10-01	23169.6	19558.83	0	3611.06
42U804	Smulkintuvas Mikronet 100	2011-01-01	2149.35	819.06	0	1330.3
42U804	Smulkintuvas Mikronet 100	2016-04-30	4598.65	0.00	0	4598.65
42U805	Glazūravimo linija	2003-10-01	172034.29	145225.42	0	26809.16
42U805	Purškimo kabina	2008-02-29	10111.5	5561.32	0	4550.18
42U805	Purškimo kabina	2008-04-28	9083.7	4801.05	0	4282.65
42U805	Glazūravimo linijos	2008-04-28	27650.06	14613.97	0	13036.09
42U805	Dvigubo disko kabina	2008-06-30	4532.51	3428.40	0	1104.11
42U805	Pneumo siurblys	2008-07-31	491.02	491.02	0	0
42U805	Glazūravimo linija	2011-01-01	153.18	58.38	0	94.81
42U805	Glazūravimo linija	2011-01-01	312.22	118.98	0	193.23
42U805	Glazūravimo linija	2011-01-01	17080.17	6508.69	0	10571.48
42U805	Glazūravimo linija	2011-01-01	-938.53	-357.64	0	-580.89
42U805	Glazūravimo linija	2011-01-01	-311.53	-118.72	0	-192.82

Kodas	Pavadinimas	Įsigijimo data	Nusidėvėjimo bazė	Sukauptas nusidėvėjimas	Metinis nusidėvėjimas	Balansinė vertė
42U805	Glazūravimo linija	2011-01-01	-179.85	-68.55	0	-111.3
42U805	Glazūravimo linija	2016-04-30	47703.29	0.00	0	47703.29
42U806	Dekoravimo mašina MULTIROL	2003-10-01	85437.91	72123.64	0	13314.55
42U806	Dekoravimo mašina MULTIROL	2011-01-01	8497.01	3237.92	0	5259.09
42U806	Dekoravimo mašina MULTIROL	2016-04-30	16606.35	0.00	0	16606.35
42U807	Menčių galastuvas AS97	2003-10-01	1303.29	1100.00	0	203.58
42U807	Menčių galastuvas AS97	2011-01-01	110.56	42.14	0	68.42
42U807	Menčių galastuvas AS97	2016-04-30	268	0.00	0	268
42U808	Talpa su maišykle 3,8	2003-10-01	5097.31	3270.15	0	1827.45
42U808	Talpa su maišykle 3,8	2011-01-01	-539.84	-205.72	0	-334.11
42U808	Talpa su maišykle 3,8	2016-04-30	606.67	0.00	0	606.67
42U809	Talpa su maišykle 3,8	2003-10-01	5097.31	3270.15	0	1827.45
42U809	Talpa su maišykle 3,8	2011-01-01	-539.84	-205.72	0	-334.11
42U809	Talpa su maišykle 3,8	2016-04-30	606.67	0.00	0	606.67
42U810	Talpa su maišykle 5,5	2003-10-01	2366.2	1997.27	0	369.22
42U810	Talpa su maišykle 5,5	2011-01-01	237.04	90.34	0	146.7
42U810	Talpa su maišykle 5,5	2016-04-30	454.08	0.00	0	454.08
42U811	Talpa su maišykle 5,5	2003-10-01	2366.2	1997.27	0	369.22
42U811	Talpa su maišykle 5,5	2011-01-01	237.04	90.34	0	146.7
42U811	Talpa su maišykle 5,5	2016-04-30	454.08	0.00	0	454.08
42U812	Plytelių vertimo mašina	2003-10-01	25196.94	21270.23	0	3927
42U812	Plytelių vertimo mašina	2011-01-01	1430.58	545.14	0	885.44
42U812	Plytelių vertimo mašina	2016-04-30	5567.56	0.00	0	5567.56
42U813	Hidraulinis presas PH2890	2003-10-01	434430.03	366731.16	0	67699.16
42U813	MonitoriusSMC08531985	2008-06-30	953.25	721.06	0	232.19
42U813	Hidraulinis presas PH2890	2011-01-01	61.78	23.54	0	38.24
42U813	Hidraulinis presas PH2890	2011-01-01	14495.08	5523.60	0	8971.48
42U813	Presforma 200x500	2013-06-26	17064.87	144.06	0	16920.81
42U813	Hidraulinis presas PH2890	2016-04-30	102748.12	0.00	0	102748.12
42U814	Greitaeigė vertikali džiovykla	2003-10-01	173772.01	97167.39	0	76604.91
42U814	Greitaeigė vertikali džiovykla	2011-01-01	-12123.85	-4620.00	0	0
42U814	Greitaeigė vertikali džiovykla	2016-04-30	-5054.91	0.00	0	-5054.91
42U815	Glazūravimo linijos iškrovimo	2003-10-01	34319.97	28971.59	0	5348.68
42U815	Glazūravimo linijos iškrovimo	2011-01-01	3336.87	1271.57	0	2065.31
42U815	Glazūravimo linijos iškrovimo	2016-04-30	6716.03	0.00	0	6716.03
42U816	Krosnies iškrovimo įrenginys	2003-10-01	34319.97	28971.59	0	5348.68
42U816	Krosnies iškrovimo įrenginys	2011-01-01	3336.87	1271.57	0	2065.31
42U816	Krosnies iškrovimo įrenginys	2016-04-30	6716.03	0.00	0	6716.03
42U817	Krosnies iškrovimo įrenginys	2003-10-01	34609.59	29216.07	0	5393.81
42U817	Krosnies iškrovimo įrenginys	2011-01-01	3213.5	1224.56	0	1988.95
42U817	Krosnies iškrovimo įrenginys	2016-04-30	6867.25	0.00	0	6867.25
42U818	Padavimo į rūšiavimo linija	2003-10-01	34609.59	29216.07	0	5393.81
42U818	Padavimo į rūšiavimo linija	2011-01-01	3213.5	1224.56	0	1988.95
42U818	Padavimo į rūšiavimo linija	2016-04-30	6867.25	0.00	0	6867.25
42U819	Krosnies iškrovimo tiektuvas	2003-10-01	24328.08	20536.76	0	3791.61
42U819	Krosnies iškrovimo tiektuvas	2011-01-01	2379.93	906.92	0	1473.01
42U819	Krosnies iškrovimo tiektuvas	2016-04-30	4755.38	0.00	0	4755.38
42U820	Krosnies iškrovimo tiektuvas	2003-10-01	65164.5	55009.52	0	10155.28
42U820	Krosnies iškrovimo tiektuvas	2011-01-01	6416.85	2445.24	0	3971.61
42U820	Krosnies iškrovimo tiektuvas	2016-04-30	12703.12	0.00	0	12703.12
42U821	Automatinis transportavimo	2003-10-01	113936.52	96181.22	0	17755.58
42U821	Automatinis transportavimo	2011-01-01	11128.17	4240.58	0	6887.59
42U821	Automatinis transportavimo	2016-04-30	22276.82	0.00	0	22276.82
42U822	Vienakan.ritininė krosnis	2003-10-01	695088.04	586769.97	0	108318.37
42U822	Vienakan.ritininė krosnis	2011-01-01	68546.87	26120.93	0	42425.94
42U822	Vienakan.ritininė krosnis	2016-04-30	135465.7	0.00	0	135465.7
42U823	Tunelinė džiovykla ELS	2003-10-01	52131.6	29150.12	0	22981.77
42U823	Tunelinė džiovykla ELS	2011-01-01	-3637.4	-1386.09	0	-2251.31
42U823	Tunelinė džiovykla ELS	2016-04-30	739.54	0.00	0	739.54

Kodas	Pavadinimas	Išgijimo data	Nusidėvėjimo bazė	Sukauptas nusidėvėjimas	Metinis nusidėvėjimas	Balansinė vertė
42U824	Automatinė pokavimo mašina	2003-10-01	61109.82	51586.69	0	9523.42
42U824	Automatinė pokavimo mašina	2011-01-01	5827.06	2220.49	0	3606.57
42U824	Automatinė pokavimo mašina	2016-04-30	12030.01	0.00	0	12030.01
42U825	Automatinė rūšiavimo linija	2003-10-01	174930.49	147670.30	0	27260.48
42U825	Detalių k-tas rūš.linijai	2009-01-05	28929.6	13431.77	0	15497.83
42U825	Automatinė rūšiavimo linija	2011-01-01	2753.13	1049.13	0	1704
42U825	Automatinė rūšiavimo linija	2011-01-01	17294.58	6590.38	0	10704.2
42U825	Automatinė rūšiavimo linija	2016-04-30	28773.49	0.00	0	28773.49
42U826	Transformatorius 1000 kvA	2003-10-01	5618.63	5618.63	0	0.29
42U826	Transformatorius 1000 kvA	2011-01-01	1510.38	575.55	0	934.83
42U826	Transformatorius 1000 kvA	2016-04-30	1374.88	0.00	0	1374.88
42U827	Transformatorius 10000 kvA	2003-10-01	5618.63	5618.63	0	0.29
42U827	Transformatorius 10000 kvA	2011-01-01	1510.38	575.55	0	934.83
42U827	Transformatorius 10000 kvA	2016-04-30	1374.88	0.00	0	1374.88
42U828	Aukštos įtampos skirstykla	2003-10-01	12511.58	12511.58	0	0.29
42U828	Aukštos įtampos skirstykla	2011-01-01	3355.54	1278.68	0	2076.85
42U828	Aukštos įtampos skirstykla	2016-04-30	3072.85	0.00	0	3072.85
42U829	Žemosios įtampos skirstomieji	2003-10-01	31945.09	31945.09	0	0.29
42U829	Žemosios įtampos skirstomieji	2011-01-01	2701.5	1029.45	0	1672.04
42U830	Glazūros perkošimo įrenginys	2003-10-01	9238.88	5165.95	0	4073.22
42U830	Glazūros perkošimo įrenginys	2011-01-01	-1121.36	-427.32	0	-694.04
42U830	Glazūros perkošimo įrenginys	2016-04-30	420.82	0.00	0	420.82
42U831	Vibrosietas CR 1,200 mm	2007-02-28	8060.55	7385.61	0	675.23
42U831	Vibrosietas CR 1,200 mm	2011-01-01	1903.02	725.19	0	1177.84
42U831	Vibrosietas CR 1,200 mm	2016-04-30	3366.94	0.00	0	3366.94
42U832	Vibrosietas CR1,200 mm	2007-02-28	8060.55	7385.61	0	675.23
42U832	Vibrosietas CR1,200 mm	2011-01-01	1903.02	725.19	0	1177.84
42U832	Vibrosietas CR1,200 mm	2016-04-30	3366.94	0.00	0	3366.94
42U833	Vibrosietas CR1,200 mm	2007-02-28	8060.55	7385.61	0	675.23
42U833	Vibrosietas CR1,200 mm	2011-01-01	1903.02	725.19	0	1177.84
42U833	Vibrosietas CR1,200 mm	2016-04-30	3366.94	0.00	0	3366.94
42U834	Plovimo įrenginys HD7/18C	2011-09-07	770.39	246.59	0	523.8
42U834	Plovimo įrenginys HD7/18C	2016-04-30	156.2	0.00	0	156.2
42U835	Magnetas	2007-02-28	6273.57	5748.21	0	525.65
42U835	Magnetas	2011-01-01	1487.71	566.91	0	920.79
42U835	Magnetas	2016-04-30	2613.55	0.00	0	2613.55
43C001	El.krošnis SNOL 30/1100	2008-06-30	1150.21	1149.92	0	0.29
43C001	Elektrinė krošnis SNOL 30/1100A	2011-01-01	351.54	251.22	0	100.32
43C001	El.krošnis SNOL 30/1100	2016-04-30	709.39	0.00	0	709.39
43C002	El.krošnis SNOL 67/350	2008-06-30	629.63	629.34	0	0.29
43C002	Elektrinė krošnis SNOL 67/350A	2011-01-01	177.4	126.72	0	50.68
43C002	El.krošnis SNOL 67/350	2016-04-30	389.03	0.00	0	389.03
44D001	Padėklų pakavimo linija	2007-09-30	107000	88274.71	0	18725.29
44D001	Padėklų pakavimo linija	2011-01-01	2786.49	1990.92	0	795.57
44D001	Padėklų pakavimo linija	2016-04-30	49718.85	0.00	0	49718.85
44U001	Mašina dekoravimo REVO480L-E	2008-07-10	49500	25162.35	0	24337.65
44U001	Mašina dekoravimo REVO480L-E	2011-01-01	2140.38	815.63	0	1324.74
44U001	Mašina dekoravimo REVO480L-E	2016-04-30	9277.31	0.00	0	9277.31
44U002	Manipulatorius"EXTRAPAC"	2008-07-10	50000	25416.53	0	24583.47
44U002	Manipulatorius"EXTRAPAC"	2011-01-01	2050.83	781.49	0	1269.34
44U002	Manipulatorius"EXTRAPAC"	2016-04-30	9436.9	0.00	0	9436.9
44U003	Maišyklė elektromagnetinė	2008-06-30	3212	1659.38	0	1552.62
44U003	Maišyklė elektromagnetinė	2011-01-01	168.55	64.23	0	104.32
44U003	Maišyklė elektromagnetinė	2016-04-30	612.77	0.00	0	612.77
44U004	Siuvimo mašina Kaixuan	2010-07-31	155.95	57.19	0	98.76
44U004	Siuvimo mašina Kaixuan	2011-01-01	-15.82	-6.02	0	-9.79
44U004	Siuvimo mašina Kaixuan	2016-04-30	41.04	0.00	0	41.04
47A363	Patalpų apsaugos signalizacija	2004-04-30	1013.67	1013.67	0	0.29
47A363	Patalpų apsaugos signalizacija	2011-01-01	318.29	227.42	22.74	68.13

Kodas	Pavadinimas	Įsigijimo data	Nusidėvėjimo bazė	Sukauptas nusidėvėjimas	Metinis nusidėvėjimas	Balansinė vertė
47A363	Patalpų apsaugos signalizacija	2016-04-30	404	0.00	8.42	395.58
47D016	El. Svarstyklės GP 18009	1998-12-31	579.24	579.24	0	0.29
47D016	El. Svarstyklės GP 18009	2011-01-01	121.35	86.65	0	34.7
47D016	El. Svarstyklės GP 18009	2016-04-30	35.01	0.00	0	35.01
47D349	Svarstyklės	2011-08-08	373.61	194.61	0	179
47D349	Svarstyklės	2016-04-30	151	0.00	0	151
47G004	El. svarstyklės "ACCURAT2000"	1998-06-30	78.2	78.20	0	0.29
47G004	El. svarstyklės "ACCURAT2000"	2011-01-01	43.15	30.78	3.06	9.31
47G215	Vandens įgeriamumo matavimo	1989-01-01	26.07	26.07	0	0.29
47G215	Vandens įgeriamumo matavimo	2011-01-01	4.99	3.57	0	1.42
47G217	Laboratorinis malūnas	1991-12-01	81.09	81.09	0	0.29
47G2,17	Laboratorinis malūnas	2011-01-01	14.19	10.15	0	4.04
47G306	Svarstyklės VLR-200	1981-11-01	28.96	28.96	0	0.29
47G306	Svarstyklės VLR-200	2011-01-01	28.67	20.47	0	8.2
47G353	Praėjimo kontrolės sistema	2002-06-28	3822.98	3822.99	0	0.29
47G353	Praėjimo kontrolės sistema	2011-01-01	-643.36	-459.67	-45.96	-137.73
47G353	Praėjimo kontrolės sistema	2016-04-30	1502.77	0.00	31.3	1471.47
47G354	Apsauginė-priešgaisrinė	2002-09-01	2122.91	1494.74	63.06	565.41
47G354	Apsauginė-priešgaisrinė	2011-01-01	-481	-343.70	-34.38	-102.92
47G354	Apsauginė-priešgaisrinė	2016-04-30	277.96	0.00	5.8	272.16
47G361	Priešgaisrinė signalizacija	2003-10-31	3533.36	2944.28	0	589.37
47G361	Priešgaisrinė signalizacija	2011-01-01	-286.16	-109.06	0	-177.11
47G361	Priešgaisrinė signalizacija	2016-04-30	1037.73	0.00	0	1037.73
47M054	Kietumo matavimo prietaisas 21	1987-08-01	86.89	86.89	0	0.29
47N005	AUTOKLAVAS C5	1998-11-30	1077.39	1077.39	0	0.29
47N005	AUTOKLAVAS C5	2016-04-30	129.71	0.00	0	129.71
47N006	DILOTOMETRAS-D-103	1998-11-30	527.11	527.11	0	0.29
47N006	DILOTOMETRAS-D-103	2016-04-30	59.71	0.00	0	59.71
47N007	Ker. plyt. įreng.	1998-11-30	286.72	286.72	0	0.29
47N007	Ker. plyt. įreng.	2016-04-30	29.71	0.00	0	29.71
47N012	Dujų skaitliukas "Magnol"	2000-03-31	28.96	28.96	0	0.29
47N012	Dujų skaitliukas "Magnol"	2016-04-30	9.71	0.00	0	9.71
47N043	Laboratorinis įrengimas	1997-05-05	13872.8	13872.80	0	0.29
47N043	Laboratorinis įrengimas	2011-01-01	11005.27	7863.22	0	3142.05
47N348	Svarstyklės P4FS1215	2007-08-31	1737.72	1737.43	0	0.29
47N348	Svarstyklės P4FS1215	2016-04-30	1119.71	0.00	0	1119.71
47R001	Svarstyklės Dibal VD-300	2006-08-31	1534.7	1534.70	0	0.29
47R001	Svarstyklės Dibal VD-300	2011-01-01	562.35	401.84	0	160.51
47R001	Svarstyklės Dibal VD-300	2016-04-30	739.2	0.00	0	739.2
47U041	Svėrimo sistema WS4	1997-05-05	22135.66	22135.66	0	0.29
47U041	Svėrimo sistema WS4	2011-01-01	-1291.12	-922.55	0	-368.57
47U041	Svėrimo sistema WS4	2016-04-30	1668.28	0.00	0	1668.28
47U352	Dregmėmatis MX50	2006-07-31	1523.9	1523.90	0	0.29
47U352	Dregmėmatis MX50	2011-01-01	701.69	501.29	0	200.4
47U352	Dregmėmatis MX50	2016-04-30	699.31	0.00	0	699.31
47U353	Dregmėmatis MX50	2008-04-28	1568.7	1202.45	0	366.25
47U353	Dregmėmatis MX50	2011-01-01	-49.9	-35.60	0	-14.29
47U353	Dregmėmatis MX50	2016-04-30	757.76	0.00	0	757.76
47U357	Svarstyklės elektroninės	2003-10-31	521.32	521.32	0	0.29
47U357	Svarstyklės elektroninės	2011-01-01	216.93	82.66	0	134.26
47U357	Svarstyklės elektroninės	2016-04-30	75.44	0.00	0	75.44
47U357	Spektrofotometras SP62SX	2006-07-11	18449.71	18449.71	0	0.29
47U357	Spektrofotometras SP62SX	2011-01-01	11005.27	7863.22	0	3142.05
47U357	Spektrofotometras SP62SX	2016-04-30	7707.66	0.00	0	7707.66
47U358	Svarstyklės elektroninės	2003-10-31	521.32	521.32	0	0.29
47U358	Svarstyklės elektroninės	2011-01-01	216.93	82.66	0	134.26
47U358	Svarstyklės elektroninės	2016-04-30	75.44	0.00	0	75.44
47U358	Svarstyklės AJ-2200CE	2008-04-30	585.38	585.38	0	0
47U358	Svarstyklės AJ-2200CE	2011-01-01	199.98	142.87	0	57.12

Kodas	Pavadinimas	Įsigijimo data	Nusidėvėjimo bazė	Sukauptas nusidėvėjimas	Metinis nusidėvėjimas	Balansinė vertė
47U358	Svarstyklės AJ-2200CE	2016-04-30	352.89	0.00	0	352.89
47U359	Svarstyklės elektroninės	2003-10-31	521.32	521.32	0	0.29
47U359	Svarstyklės elektroninės	2011-01-01	216.93	82.66	0	134.26
47U359	Svarstyklės elektroninės	2016-04-30	75.44	0.00	0	75.44
47U360	Svarstyklės elektroninės	2003-10-31	521.32	521.32	0	0.29
47U360	Svarstyklės elektroninės	2011-01-01	216.93	82.66	0	134.26
47U360	Svarstyklės elektroninės	2016-04-30	75.44	0.00	0	75.44
47U726	Svarstyklės PS 6000/C/2	2012-12-27	622.68	93.41	0	529.28
47U726	Svarstyklės PS 6000/C/2	2016-04-30	60.73	0.00	0	60.73
48N354	Spausdinimo įrenginys	2007-12-20	9557.46	9557.17	0	0.29
48N354	Spausdinimo įrenginys	2016-04-30	6179.71	0.00	0	6179.71
48U353	Spausdinimo įrenginys	2007-04-30	9557.17	8282.65	0	1274.81
48U353	Spausdinimo įrenginys	2011-01-01	-1593.1	-607.07	0	-986.03
48U353	Spausdinimo įrenginys	2016-04-30	5891.22	0.00	0	5891.22
60M739	Guolių nuėmėjas TMHP 10E	2008-05-30	488.64	488.35	0	0.29
60M739	Guolių nuėmėjas TMHP 10E	2011-01-01	174.3	124.59	0	49.71
60M739	Guolių nuėmėjas TMHP 10E	2016-04-30	290	0.00	0	290
60N732	Pakavimo akum.jrankis	2006-11-30	1647.65	1647.65	0	0.29
60N732	Pakavimo akum.jrankis	2016-04-30	969.71	0.00	0	969.71
40D085	Kondensat. įrenginys	1978-08-01	1.45	1.45	0	0.29
40D226	Transformatorius	1978-12-01	28.96	28.96	0	0.29
41D150	Destiliatorius DE-25-784	1997-01-10	0	0	0	0.29
41D194	Galandimo staklės T-400E	1990-01-01	1.45	1.45	0	0.29
41D250	Stalinės gręžimo staklės 2M112	1990-12-01	1.45	1.45	0	0.29
41D514	Siurblys CR-860F380V	1998-01-30	63.72	63.72	0	0.29
41D514	Siurblys CR-860F380V	2016-04-30	9.71	0	0	9.71
41D545	Gręžimo staklės ŠPR-OIA	1999-09-30	1.45	1.45	0	0.29
41D622	Šilkografinės spaudos	2001-09-28	144.81	144.81	0	0.29
41D622	Šilkografinės spaudos	2016-04-30	39.71	0	0	39.71
41N459	Transportavimo linija	1997-05-05	8639.37	4927.08	0	3712.58
41N459	Transportavimo linija	2016-04-30	-3202.58	0	0	-3202.58
41N460	Transportavimo linija	1997-05-05	15601.83	8897.9	0	6704.22
41N460	Transportavimo linija	2016-04-30	-5784.22	0	0	-5784.22
41N461	Kompresorius GA-37	1997-05-05	21918.44	21187.6	0	731.14
41N461	Kompresorius GA-37	2016-04-30	558.87	0	0	558.87
41N462	Kompresorius GA-37	1997-05-05	21918.44	21187.6	0	731.14
41N462	Kompresorius GA-37	2016-04-30	558.87	0	0	558.87
41N463	Dėžių pirketas	1997-05-05	1917.28	1721.58	0	196
41N463	Dėžių pirketas	2016-04-30	-85.99	0	0	-85.99
41N464	Mašina Sėmatik	1997-05-05	3770.85	3644.93	0	126.21
41N464	Mašina Sėmatik	2016-04-30	93.79	0	0	93.79
41N465	Mašina Sėmatik	1997-05-05	3770.85	2114.04	0	1657.1
41N465	Mašina Sėmatik	2016-04-30	-1437.1	0	0	-1437.1
41N466	Mašina Rolermatik	1997-05-05	5395.62	3035.45	0	2360.46
41N466	Mašina Rolermatik	2016-04-30	-2040.46	0	0	-2040.46
41N467	Mašina Rolermatik CL-88	1997-05-05	6861.1	3846.63	0	3014.76
41N467	Mašina Rolermatik CL-88	2016-04-30	-2614.76	0	0	-2614.76
41N468	Mašina Rolermatik CL-89	1997-05-05	6861.1	3846.63	0	3014.76
41N468	Mašina Rolermatik CL-89	2016-04-30	-2614.76	0	0	-2614.76
41N469	Presformų vėžimėlis	1997-05-05	4318.23	1824.02	0	2494.51
41N469	Presformų vėžimėlis	2016-04-30	-2244.5	0	0	-2244.5
41N470	Juosta-surinkėja	1997-05-05	23774.91	20729.78	0	3045.42
41N470	Juosta-surinkėja	2016-04-30	-1645.42	0	0	-1645.42
41N471	Juosta-surinkėja	1997-05-05	23774.91	20729.78	0	3045.42
41N471	Juosta-surinkėja	2016-04-30	-1645.42	0	0	-1645.42
41N548	Mikronetas M16R0/50 CER	1999-10-29	7272.36	7272.36	0	0.29
41N548	Mikronetas M16R0/50 CER	2016-04-30	1279.71	0	0	1279.71
41N555	Vėžimėlis rankinis hidraulinis	1999-10-29	86.89	86.89	0	0.29
41N555	Vėžimėlis rankinis hidraulinis	2016-04-30	19.71	0	0	19.71

Kodas	Pavadinimas	Isgijimo data	Nusīdevējimo bazē	Sukauptas nusīdevējimas	Metinis nusīdevējimas	Balansinē vertē
41N556	Vežimēlis rankinis masēs paruo	1999-12-30	86.89	86.89	0	0.29
41N556	Vežimēlis rankinis masēs paruo	2016-04-30	19.71	0	0	19.71
41N854	Kaloriferis Devitem 106	2002-11-29	315.69	315.69	0	0.29
41N854	Kaloriferis Devitem 106	2016-04-30	109.71	0	0	109.71
42D156	Rutulīnis malūnas	1978-12-01	2.9	2.9	0	0.29
42D705	El. Talē 1t	1988-02-01	2.9	2.9	0	0.29
42D706	El. Talē 1t	1988-02-01	2.9	2.9	0	0.29
42D769	Elektrīnē krosnis EK-7.7-7.31	1999-03-03	2.9	2.9	0	0.29
42M676	Konsolīnis elektrotelferis 0.5	1984-12-01	167.98	167.98	0	0.29
42N007	Malūnas TMNP-10	2001-12-31	1708.76	1502.94	0	206.11
42N007	Malūnas TMNP-10	2016-04-30	293.89	0	0	293.89
42N028	Malūnas 14	1999-02-26	4434.08	4434.08	0	0.29
42N028	Malūnas 14	2016-04-30	779.71	0	0	779.71
42N035	Glazūros sījōjimo sistēma	1997-05-05	5253.71	5253.71	0	0.29
42N035	Glazūros sījōjimo sistēma	2016-04-30	309.71	0	0	309.71
42N036	Glazūros sījōjimo sistēma	1997-05-05	5253.71	5253.71	0	0.29
42N036	Glazūros sījōjimo sistēma	2016-04-30	309.71	0	0	309.71
42N038	Pneumatīnis deviatorīus	1997-05-05	19132.3	19132.3	0	0.29
42N038	Pneumatīnis deviatorīus	2016-04-30	1129.71	0	0	1129.71
42N039	Pneumatīnis deviatorīus	1997-05-05	19132.3	19132.3	0	0.29
42N039	Pneumatīnis deviatorīus	2016-04-30	1129.71	0	0	1129.71
42N044	Vībrosīetas AS 1200/1	1997-05-05	3640.52	3640.52	0	0.29
42N044	Vībrosīetas AS 1200/1	2016-04-30	209.71	0	0	209.71
42N061	Rūšīavimo līnīja	1997-05-05	390625	390625	0	0.29
42N061	Rūšīavimo līnīja	2016-04-30	22979.71	0	0	22979.71
42N062	Išīaikymo džīovykla	1997-05-05	53000.46	53000.46	0	0.29
42N062	Išīaikymo džīovykla	2016-04-30	3119.71	0	0	3119.71
42N063	Vagonēliju terminalas	1997-05-05	15060.24	8225.24	0	6835.29
42N063	Vagonēliju terminalas	2016-04-30	-5515.58	0	0	-5515.58
42N0631	Vagonēliju terminalas	1998-01-01	3660.8	3660.8	0	0.29
42N065	Krosnis rolīkīnē E/82	1997-05-05	1205725.79	1205725.79	0	0.29
42N065	Krosnis rolīkīnē E/82	2016-04-30	70929.71	0	0	70929.71
42N069	Rutulīnis malūnas TMNP-24/2	1998-10-30	2341.58	2341.58	0	0.29
42N069	Rutulīnis malūnas TMNP-24/2	2016-04-30	279.71	0	0	279.71
42N071	Rutulīnis malūnas TMN-24	1999-01-29	3012.05	2853.18	0	159.16
42N071	Rutulīnis malūnas TMN-24	2016-04-30	11200.55	0	0	11200.55
42N0711	Rutulīnis malūnas TMN-24	2003-12-31	26303.29	26303.29	0	0.29
42N324	Kaupīmo vežīmēlis STD	1997-05-05	548.83	548.83	0	0.29
42N324	Kaupīmo vežīmēlis STD	2016-04-30	29.71	0	0	29.71
42N325	Kaupīmo vežīmēlis STD	1997-05-05	548.83	548.83	0	0.29
42N325	Kaupīmo vežīmēlis STD	2016-04-30	29.71	0	0	29.71
42N326	Kaupīmo vežīmēlis STD	1997-05-05	548.83	548.83	0	0.29
42N326	Kaupīmo vežīmēlis STD	2016-04-30	29.71	0	0	29.71
42N327	Kaupīmo vežīmēlis STD	1997-05-05	548.83	548.83	0	0.29
42N327	Kaupīmo vežīmēlis STD	2016-04-30	29.71	0	0	29.71
42N328	Kaupīmo vežīmēlis STD	1997-05-05	548.83	548.83	0	0.29
42N328	Kaupīmo vežīmēlis STD	2016-04-30	29.71	0	0	29.71
42N329	Kaupīmo vežīmēlis STD	1997-05-05	548.83	548.83	0	0.29
42N329	Kaupīmo vežīmēlis STD	2016-04-30	29.71	0	0	29.71
42N330	Kaupīmo vežīmēlis STD	1997-05-05	548.83	548.83	0	0.29
42N330	Kaupīmo vežīmēlis STD	2016-04-30	29.71	0	0	29.71
42N331	Kaupīmo vežīmēlis STD	1997-05-05	548.83	548.83	0	0.29
42N331	Kaupīmo vežīmēlis STD	2016-04-30	29.71	0	0	29.71
42N332	Kaupīmo vežīmēlis STD	1997-05-05	548.83	548.83	0	0.29
42N332	Kaupīmo vežīmēlis STD	2016-04-30	29.71	0	0	29.71
42N333	Kaupīmo vežīmēlis STD	1997-05-05	548.83	548.83	0	0.29
42N333	Kaupīmo vežīmēlis STD	2016-04-30	29.71	0	0	29.71
42N334	Kaupīmo vežīmēlis STD	1997-05-05	548.83	548.83	0	0.29
42N334	Kaupīmo vežīmēlis STD	2016-04-30	29.71	0	0	29.71

Kodas	Pavadinimas	Įsigijimo data	Nusidėvėjimo bazė	Sukauptas nusidėvėjimas	Metinis nusidėvėjimas	Balansinė vertė
42N364	Kaupimo vežimėlis STD	2016-04-30	29.71	0	0	29.71
42N365	Kaupimo vežimėlis STD	1997-05-05	548.83	548.83	0	0.29
42N365	Kaupimo vežimėlis STD	2016-04-30	29.71	0	0	29.71
42N366	Kaupimo vežimėlis STD	1997-05-05	548.83	548.83	0	0.29
42N366	Kaupimo vežimėlis STD	2016-04-30	29.71	0	0	29.71
42N367	Kaupimo vežimėlis STD	1997-05-05	548.83	548.83	0	0.29
42N367	Kaupimo vežimėlis STD	2016-04-30	29.71	0	0	29.71
42N368	Kaupimo vežimėlis STD	1997-05-05	548.83	548.83	0	0.29
42N368	Kaupimo vežimėlis STD	2016-04-30	29.71	0	0	29.71
42N369	Kaupimo vežimėlis STD	1997-05-05	548.83	548.83	0	0.29
42N369	Kaupimo vežimėlis STD	2016-04-30	29.71	0	0	29.71
42N370	Kaupimo vežimėlis STD	1997-05-05	548.83	548.83	0	0.29
42N370	Kaupimo vežimėlis STD	2016-04-30	29.71	0	0	29.71
42N371	Kaupimo vežimėlis STD	1997-05-05	548.83	548.83	0	0.29
42N371	Kaupimo vežimėlis STD	2016-04-30	29.71	0	0	29.71
42N372	Kaupimo vežimėlis STD	1997-05-05	548.83	548.83	0	0.29
42N372	Kaupimo vežimėlis STD	2016-04-30	29.71	0	0	29.71
42N373	Kaupimo vežimėlis STD	1997-05-05	548.83	548.83	0	0.29
42N373	Kaupimo vežimėlis STD	2016-04-30	29.71	0	0	29.71
42N374	Kaupimo vežimėlis STD	1997-05-05	548.83	548.83	0	0.29
42N374	Kaupimo vežimėlis STD	2016-04-30	29.71	0	0	29.71
42N375	Kaupimo vežimėlis STD	1997-05-05	548.83	548.83	0	0.29
42N375	Kaupimo vežimėlis STD	2016-04-30	29.71	0	0	29.71
42N376	Kaupimo vežimėlis STD	1997-05-05	548.83	548.83	0	0.29
42N376	Kaupimo vežimėlis STD	2016-04-30	29.71	0	0	29.71
42N377	Kaupimo vežimėlis STD	1997-05-05	548.83	548.83	0	0.29
42N377	Kaupimo vežimėlis STD	2016-04-30	29.71	0	0	29.71
42N378	Kaupimo vežimėlis STD	1997-05-05	548.83	548.83	0	0.29
42N378	Kaupimo vežimėlis STD	2016-04-30	29.71	0	0	29.71
42N379	Kaupimo vežimėlis STD	1997-05-05	548.83	548.83	0	0.29
42N379	Kaupimo vežimėlis STD	2016-04-30	29.71	0	0	29.71
42N380	Kaupimo vežimėlis STD	1997-05-05	548.83	548.83	0	0.29
42N380	Kaupimo vežimėlis STD	2016-04-30	29.71	0	0	29.71
42N381	Kaupimo vežimėlis STD	1997-05-05	548.83	548.83	0	0.29
42N381	Kaupimo vežimėlis STD	2016-04-30	29.71	0	0	29.71
42N382	Kaupimo vežimėlis STD	1997-05-05	548.83	548.83	0	0.29
42N382	Kaupimo vežimėlis STD	2016-04-30	29.71	0	0	29.71
42N383	Kaupimo vežimėlis STD	1997-05-05	548.83	548.83	0	0.29
42N383	Kaupimo vežimėlis STD	2016-04-30	29.71	0	0	29.71
42N384	Kaupimo vežimėlis STD	1997-05-05	548.83	548.83	0	0.29
42N384	Kaupimo vežimėlis STD	2016-04-30	29.71	0	0	29.71
42N385	Kaupimo vežimėlis STD	1997-05-05	548.83	548.83	0	0.29
42N385	Kaupimo vežimėlis STD	2016-04-30	29.71	0	0	29.71
42N386	Kaupimo vežimėlis STD	1997-05-05	548.83	548.83	0	0.29
42N386	Kaupimo vežimėlis STD	2016-04-30	29.71	0	0	29.71
42N387	Kaupimo vežimėlis STD	1997-05-05	548.83	548.83	0	0.29
42N387	Kaupimo vežimėlis STD	2016-04-30	29.71	0	0	29.71
42N388	Kaupimo vežimėlis STD	1997-05-05	548.83	548.83	0	0.29
42N388	Kaupimo vežimėlis STD	2016-04-30	29.71	0	0	29.71
42N389	Glazūravimo linija	1997-05-05	221269.69	221269.69	0	0.29
42N389	Purškimo kabina	2007-12-19	975	975	0	0
42N389	Glazūravimo linija	2016-04-30	21228.06	0	0	21228.06
42N3891	Glazūravimo linija	1998-02-01	35072.98	35072.98	0	0.29
42N3892	Varpas TEC0000800CP	2007-02-28	8181.64	6340.57	0	1841.37
42N390	Glazūravimo linija	1997-05-05	221009.04	221009.04	0	0.29
42N390	Purškimo kabina	2007-12-19	975	975	0	0
42N390	Glazūravimo linijos	2008-04-28	13490.01	13490.01	0	0
42N390	Glazūravimo linija	2016-04-30	57458.39	0	0	57458.39
42N3901	Glazūravimo linija	1998-02-01	35072.98	35072.98	0	0.29

Kodas	Pavadinimas	Išgijimo data	Nusidėvėjimo bazė	Sukauptas nusidėvėjimas	Metinis nusidėvėjimas	Balansinė vertė
42N3902	Glazūravimo linija	2006-11-30	3699.69	3699.69	0	0.29
42N3903	Glazūravimo linija	2007-01-31	46776.9	37031.49	0	9745.7
42N3904	Glazūravimo linija	2007-03-31	17300.85	13407.95	0	3893.19
42N3904	Pneumo siurblys	2008-07-31	491.02	319.17	0	171.85
42N391	Dviaukštė džiovykla	1997-05-05	551899.91	551899.91	0	0.29
42N391	Dviaukštė džiovykla	2016-04-30	32459.71	0	0	32459.71
42N392	Dviaukštė džiovykla	1997-05-05	550524.21	550524.21	0	0.29
42N392	Dviaukštė džiovykla	2016-04-30	32379.71	0	0	32379.71
42N393	Hidraulinis presas VIS.1200	1997-05-05	385194.62	385194.62	0	0.29
42N393	Hidraulinis presas VIS 1200	2016-04-30	23259.71	0	0	23259.71
42N394	Hidraulinis presas VIS 1201	1997-05-05	385194.62	385194.62	0	0.29
42N394	Hidraulinis presas VIS 1201	2016-04-30	23229.71	0	0	23229.71
42N402	Lėta maišyklė SS 5	1997-05-05	993.4	993.4	0	0.29
42N402	Lėta maišyklė SS 5	2016-04-30	59.71	0	0	59.71
42N403	Lėta maišyklė SS 5	1997-05-05	1007.88	1007.88	0	0.29
42N403	Lėta maišyklė SS 5	2016-04-30	59.71	0	0	59.71
42N571	Talpa su maišykle SS-5	2003-01-31	1303.29	1303.29	0	0.29
42N571	Talpa su maišykle SS-5	2016-04-30	539.71	0	0	539.71
42N572	Malūnas TMNP-17	2003-01-31	4952.5	3676.51	0	1276.29
42N572	Malūnas TMNP-17	2016-04-30	5797.04	0	0	5797.04
42N5721	Malūnas TMNP-17	2003-12-31	25196.94	19850.55	0	5346.68
42N770	Talpa su maišykle	1999-03-30	1729.03	1729.03	0	0.29
42N770	Talpa su maišykle	2016-04-30	309.71	0	0	309.71
42N771	Talpa su maišykle	1999-03-30	1729.03	1729.03	0	0.29
42N771	Talpa su maišykle	2016-04-30	309.71	0	0	309.71
42N772	Talpa su maišykle	1999-03-30	1729.03	1729.03	0	0.29
42N772	Talpa su maišykle	2016-04-30	309.71	0	0	309.71
42N773	Talpa su maišykle angobai	1999-05-31	2971.5	2971.5	0	0.29
42N773	Talpa su maišykle angobai	2016-04-30	519.71	0	0	519.71
42N777	Pastovios srovės generatorius	2001-05-31	0	0.29	0	0.29
42N781	Malūnas Nr.17 su pavara	2002-04-30	2374.88	1900.68	0	474.5
42N781	Malūnas Nr.17 su pavara	2016-04-30	365.51	0	0	365.51
42N782	Malūnas TMNP-10	2002-09-30	1708.76	1708.76	0	0.29
42N782	Malūnas TMNP-10	2016-04-30	599.71	0	0	599.71
42N783	Malūnas TMNP-17	2002-09-30	1708.76	1708.76	0	0.29
42N783	Malūnas TMNP-17	2016-04-30	599.71	0	0	599.71
42N831	Piešimo mašina Multi Roll	2003-12-31	17559.66	17559.66	0	0.29
42N831	Piešimo mašina Multi Roll	2016-04-30	7229.71	0	0	7229.71
42N832	Piešimo mašina Multi Roll	2003-12-31	17559.66	17559.66	0	0.29
42N832	Piešimo mašina Multi Roll	2016-04-30	7229.71	0	0	7229.71
47N001	Dujų skaitliukas	1997-10-30	1100.56	1100.56	0	0.29
47N001	Dujų skaitliukas	2016-04-30	59.71	0	0	59.71
47N002	Dujų skaitliukas	1997-10-30	1100.56	1100.56	0	0.29
47N002	Dujų skaitliukas	2016-04-30	59.71	0	0	59.71
47N003	Svarstyklės SVPP-1000	1998-01-31	819.62	819.62	0	0.29
47N003	Svarstyklės SVPP-1000	2016-04-30	99.71	0	0	99.71
47N042	Fotoekspozimetras su krosnimi	1997-05-05	6968.26	6968.26	0	0.29
47N042	Fotoekspozimetras su krosnimi	2016-04-30	409.71	0	0	409.71
48N210	Programatorius	1999-05-31	37.65	37.65	0	0.29
48N210	Programatorius	2016-04-30	9.71	0	0	9.71
48N302	Komutatorius 1610/100RI	2002-09-30	88.33	88.33	0	0.29
48N302	Komutatorius 1610/100RI	2016-04-30	29.71	0	0	29.71
48N304	Spinta komut.650x600x500	2002-09-30	176.67	176.67	0	0.29
48N304	Spinta komut.650x600x500	2016-04-30	59.71	0	0	59.71
48N349	Krosnių stebėjimo sistema	2003-12-31	260.66	260.66	0	0.29
48N349	Krosnių stebėjimo sistema	2016-04-30	109.71	0	0	109.71
70D716	Stalas darbo	1997-12-31	0	0	0	0.29
					VISO:	2847479.58

TRANSPORTO PRIEMONĖS							
Kodas	Pavadinimas		Įsigijimo data	Nusidėvėjimo bazė	Sukauptas nusidėvėjimas	Metinis nusidėvėjimas	Balansinė vertė
50Y001	Automobilis Škoda Octavia Comb	BRB044	2006-05-31	16565.98	15875.5	690.77	0
50Y002	Škoda Fabia Combi	BRN314	2006-06-02	13206.38	12545.81	660.3	0.56
50Y003	Škoda Fabia Combi	BRN334	2006-06-02	13206.38	12545.81	660.3	0.56
50Y004	L/a Škoda Super Comfort 1,9DI	DZP70	2008-06-12	16444.53	12333.25	822.24	3289.04
50Y005	A/m Škoda Roomster Praktik	EDA 694	2008-08-31	9940.35	7289.45	497.04	2153.86
50Y006	A/m Škoda Roomster		2012-12-31	3703.79	1111.18	185.16	2407.45
50T114	Lengvasis automobilis	Honda Accord; GSO 879	2002-02-01	11295.18	11295.18	0	0.29
50T117	L.automobilis HONDA ACCORD	2.3 ES MT 4D; HSA 087	2002-06-28	12743.28	12743.28	0	0.29
50T122	Kr.automob. CITROEN JUMPER	29CH 2,0 HDi; HSA 085	2002-06-28	10715.94	10715.94	0	0.29
50T124	Automobilis Honda Accord 2.4	BNB067	2011-04-04	6171.54	4886.75	514.38	770.41
						VISO:	8622.75

KITA ĮRANGA, PRIETAISAI, ĮRANKIAI IR ĮRENGINIAI						
Kodas	Pavadinimas	Įsigijimo data	Nusidėvėjimo bazė	Sukauptas nusidėvėjimas	Metinis nusidėvėjimas	Balansinė vertė
40EE246	Vandens paruošimo įrenginys	2001-05-31	1477.06	1414.92	62.14	0
41A562	Markiratorius	2000-02-29	7.24	7.24	0	0.29
41B869	Siurblys plovimo FT 220	2003-12-31	564.76	564.76	0	0.29
41B869	Siurblys plovimo FT 220	2011-01-01	208.24	148.79	14.88	44.56
41B870	Siurblys WP80	2007-02-28	301.62	301.62	0	0.29
41B870	Siurblys WP80	2011-01-01	37.4	26.65	2.64	8.11
41D249	Stalinės gręžimo staklės 2M112	1990-12-01	1.45	1.45	0	0.29
41D249	Stalinės gręžimo staklės 2M112	2011-01-01	8.4	3.21	0	5.19
41E630	Šildytuvas elektrinis	2001-12-31	43.44	43.44	0	0.29
41E631	Šildytuvas elektrinis	2001-12-31	1477.06	1477.06	0	0.29
41E911	Vežimėlis rankinis	2008-09-30	172.9	172.61	0	0.29
41F601	Šaldytuvas SNAIGĖ 0101RF	2000-05-31	60.82	60.82	0	0.29
41G105	Šaldytuvas "MINSK-15M"	1989-01-01	28.96	28.96	0	0.29
41G267	Šaldytuvas "Snaigė"	1991-04-01	1.45	1.45	0	0.29
41G268	Šaldytuvas "Snaigė"	1991-04-01	14.48	14.48	0	0.29
41G269	Šaldytuvas "Snaigė"-117	1991-04-01	28.96	28.96	0	0.29
41G323	Šaldytuvas "Snaigė-117"	1992-04-01	28.96	28.96	0	0.29
41G324	Šaldytuvas "Snaigė-117"	1992-04-01	28.96	28.96	0	0.29
41G348	Šaldytuvas "Snaigė-117"	1992-06-01	23.17	23.17	0	0.29
41G443	Kavos virimo aparatas	1995-10-01	22.59	22.59	0	0.29
41G508	Telefonas "TELESYS-6060"	1997-12-31	34.75	34.75	0	0.29
41G509	Markiratorius	1997-12-31	10.14	10.14	0	0.29
41G537	Įrišimo mašina STAR- E2	1999-01-29	81.09	81.09	0	0.29
41G661	Šaldytuvas "Snaigė-30"	1997-05-29	28.96	28.96	0	0.29
41G662	Šaldytuvas "Snaigė-30"	1997-05-29	28.96	28.96	0	0.29
41G664	Šaldytuvas "Snaigė-30"	1997-05-29	28.96	28.96	0	0.29
41G881	Kondicionierius AlpicAir	2008-04-30	863.65	863.36	0	0.29
41G882	Kondicionierius AlpicAir	2008-04-30	905.64	905.35	0	0.29
41G883	Kondicionierius AlpicAir	2008-04-30	905.64	905.35	0	0.29
41G884	Kondicionierius sieninis	2009-05-31	734.19	734.19	0	0
41H111	Krosnelė mikrobanginė	1998-01-30	14.48	14.48	0	0.29
41H117	Užuolaida oro	1997-11-28	0	0.29	0	0.29
41Y665	Lauko videokamera 1/3	2001-09-28	260.66	260.66	0	0.29
41Y666	Lauko videokamera 1/3	2001-09-28	260.66	260.66	0	0.29
41Y667	Vidinė videokamera 1/3	2001-09-28	260.66	260.66	0	0.29
41Y670	Videomagnetofonas VHS 350TVL	2001-09-28	405.47	405.47	0	0.29
41Y671	Videomagnetofonas VHS 350TVL	2001-09-28	521.32	521.32	0	0.29
41Y861	Kaloriferis Devitem 106	2003-01-31	246.18	246.18	0	0.29
41J884	Vežimėlis rankinis	2007-04-30	202.44	202.44	0	0.29
41N865	Plovimo įrengim. HD7/18 C	2007-08-31	548.56	548.27	0	0.29
41O0002	Kondicionierius MultiSplit Kryos	2008-04-30	1877.88	1877.59	0	0.29
41O001	Kondicionierius DESAAC140	2007-06-29	370.02	369.73	0	0.29
41O003	Kondicionierius MultiSplit Kryos	2008-04-30	1877.88	1877.59	0	0.29
41P224	Dulkių siurblys VAX 4100	1996-09-30	26.07	26.07	0	0.29
41U001	Stelažai	2006-06-30	185.96	151.76	9.3	25.18
41U001	Kondicionierius AlpicAir	2008-04-30	947.35	947.06	0	0.29
41U002	Kondicionierius AlpicAir	2008-04-30	947.35	947.06	0	0.29
41U003	Kondicionierius sieninis	2008-10-31	1072.47	1072.18	0	0.29
41Z513	Šaldytuvas "SNAIGĖ"	1998-06-30	23.17	23.17	0	0.29
42G005	Koloriferis DEVITEMP-110	1997-11-28	31.86	31.86	0	0.29
42G006	Koloriferis DEVITEMP-110	1997-11-28	30.41	30.41	0	0.29
42G441	Aušintuvas "Partner"	1999-07-30	63.43	63.43	0	0.29
42H115	Šaldytuvas	1997-12-31	28.96	28.96	0	0.29
42M203	Elektros plytelė	1997-05-05	57.92	57.92	0	0.29
42N405	Šaldymo mazgas	1997-05-05	7680.72	4417.55	0	3263.46
42P426	Šaldytuvas "SNAIGĖ"	1998-10-30	28.96	28.96	0	0.29
48G216	Dokumentų naikinimo mašina	1999-10-29	8.69	8.69	0	0.29
48N353	Bar kodų skaitytuvas	2007-05-31	173.48	173.48	0	0.29
48U350	Krosnių stebėjimo sistema	2003-12-31	260.66	260.66	0	0.29

Kodas	Pavadinimas	Įsigijimo data	Nusidėvėjimo bazė	Sukauptas nusidėvėjimas	Metinis nusidėvėjimas	Balansinė vertė
48U351	Manipulatorius Sacmi	2005-09-14	29601.97	17560.05	0	12042.21
49D008	Skalbimo mašina	2012-04-16	254.5	186.62	25.44	42.44
49G014	Kavos aparatas TC 55002	2001-11-30	357.68	357.68	0	0.29
49G016	Kaitlentė FAGOR MF-2	2003-11-28	153.5	153.5	0	0.29
49G017	Šaldytuvas BEKO CRF4810	2003-11-28	205.63	205.63	0	0.29
49G018	Vejaplovė P753cm/7053D7AJ	2006-09-29	335.72	335.72	0	0.29
49G019	Kavos aparatas	2007-01-29	758.16	758.16	0	0.29
49R001	Valymo įrenginys	2008-04-30	4373.26	4373.26	0	0
60D043	Elektrinis gražtas	1992-10-01	2.9	2.9	0	0.29
60D045	Rankinė talė 1t.	1993-12-01	2.9	2.9	0	0.29
60D054	Paketavimo įrenginys	1997-05-29	14.48	14.48	0	0.29
60D056	Rankinė pakavimo mašinėle PP 1	1996-04-18	2.9	2.9	0	0.29
60EE733	Perforatorius BOSCH	2002-08-30	56.48	56.48	0	0.29
60G716	Pašto vokų markiravimomašina T	1998-06-30	318.58	318.58	0	0.29
60Y067	Pakavimo mašina	1997-09-30	396.78	396.78	0	0.29
60Y068	Pakavimo mašina	1997-09-30	396.78	396.78	0	0.29
60M735	Įtempėjas plieno lynui	2002-10-31	63.72	63.72	0	0.29
60M736	Šlifuoškis kampinis	2002-10-31	57.92	57.92	0	0.29
60M737	Perforatorius "MAKITA"	2007-11-26	196.07	195.78	0	0.29
60M738	Gręžtuvas akumuliatorinis	2008-01-31	151.93	151.64	0	0.29
60S729	Šlifavimo mašina RODEO	2001-11-30	0	0	0	0.29
70A781	Seifas buitinis	2000-02-29	86.89	86.89	0	0.29
70A819	Baldų komplektas	2002-10-31	781.97	781.97	0	0.29
70A820	Baldų komplektas	2002-10-31	133.23	133.23	0	0.29
70A866	Televizorius Samsung LE40	2008-01-31	894.39	643.52	40.68	210.19
70D685	Laborat. stalas su antres.	1997-09-30	23.17	23.17	0	0.29
70D686	Laborat. stalas su antres.	1997-09-30	52.13	52.13	0	0.29
70D687	Laborat. stalas su antres.	1997-09-30	52.13	52.13	0	0.29
70D688	Laborat. stalas su antres.	1997-09-30	52.13	52.13	0	0.29
70D689	Laborat. stalas su antres.	1997-09-30	52.13	52.13	0	0.29
70D690	Laborat. stalas su antres.	1997-09-30	52.13	52.13	0	0.29
70D691	Laborat. stalas su antres.	1997-09-30	23.17	23.17	0	0.29
70D692	Laborat. stalas su antres.	1997-09-30	23.17	23.17	0	0.29
70D693	Drabužių spinta dviejų dalių	1997-09-30	28.96	28.96	0	0.29
70D695	Drabužių spinta dviejų dalių	1997-09-30	20.27	20.27	0	0.29
70D696	Laborat. stalai	1997-09-30	14.48	14.48	0	0.29
70D697	Laborat. stalai	1997-09-30	14.48	14.48	0	0.29
70D698	Laborat. stalai	1997-09-30	14.48	14.48	0	0.29
70D699	Laborat. stalai	1997-09-30	14.48	14.48	0	0.29
70D700	Laborat. stalai	1997-09-30	0	0	0	0.29
70D701	Laborat. stalai	1997-09-30	23.17	23.17	0	0.29
70D702	Laborat. stalai	1997-09-30	23.17	23.17	0	0.29
70D703	Laborat. stalai	1997-09-30	23.17	23.17	0	0.29
70D704	Medžiagų spinta	1997-09-30	26.07	26.07	0	0.29
70D705	Medžiagų spinta	1997-09-30	52.13	52.13	0	0.29
70D717	Stalas darbo	1997-12-31	0	0	0	0.29
70D738	Laboratorinis stalas su lentyn	1998-12-31	13.03	13.03	0	0.29
70D739	Laboratorinis stalas su lentyn	1998-12-31	13.03	13.03	0	0.29
70E863	Baldų komplektas	2004-03-31	419.95	419.95	0	0.29
70F745	Baldų komplektas	1999-03-05	622.68	622.68	0	0.29
70G032	Muzikinis centras	1997-11-28	57.92	57.92	0	0.29
70G039	Baldų komplektas	1998-01-30	144.81	144.81	0	0.29
70G161	Baldų komplektas	1998-12-31	37.94	37.94	0	0.29
70G171	Seifas	1997-04-17	109.19	109.19	0	0.29
70G184	Sekcija "Vilnius-2"	1995-12-31	1.45	1.45	0	0.29
70G277	Baldų komplektas	1999-01-29	511.47	511.47	0	0.29
70G512	Kabineto baldai	1987-12-01	11.58	11.58	0	0.29
70G596	Baldų komplektas	1990-02-01	8.69	8.69	0	0.29
70G615	Sekcija "Svir"	1991-06-01	14.48	14.48	0	0.29
70G617	Kėdė poilsiui	1991-07-01	2.9	2.9	0	0.29

Kodas	Pavadinimas	Įsigijimo data	Nusidėvėjimo bazė	Sukauptas nusidėvėjimas	Metinis nusidėvėjimas	Balansinė vertė
70G618	Kėdė poilsiui	1991-07-01	2.9	2.9	0	0.29
70G619	Sofa	1991-07-01	5.79	5.79	0	0.29
70G638	Spinta	1991-10-01	8.69	8.69	0	0.29
70G639	Rašomasis stalas	1991-10-01	8.69	8.69	0	0.29
70G645	Stiklo vitražai	1991-11-01	289.62	289.62	0	0.29
70G651	Stalas	1992-04-01	8.69	8.69	0	0.29
70G681	Biuro baldų komplektas	1996-09-25	97.02	70.5	3.3	23.52
70G725	Įškaba	1998-04-30	260.66	260.66	0	0.29
70G726	Įškaba	1998-04-30	508.28	508.28	0	0.29
70G734	Baldų komplektas	1998-11-30	196.65	196.65	0	0.29
70G746	Baldų komplektas	1999-03-30	363.47	363.47	0	0.29
70G759	Baldų komplektas	1999-04-20	318.58	318.58	0	0.29
70G760	Lentyna	1999-06-30	26.07	26.07	0	0.29
70G762	Lentyna	1999-06-30	26.07	26.07	0	0.29
70G763	Lentyna	1999-06-30	26.07	26.07	0	0.29
70G764	Lentyna	1999-06-30	26.07	26.07	0	0.29
70G765	Seifas baldinis M3005	1999-06-30	52.13	52.13	0	0.29
70G766	Baldų komplektas	1999-07-30	1028.15	1028.15	0	0.29
70G767	Spinta kanceliarinė	1999-08-30	31.86	31.86	0	0.29
70G768	Spinta kanceliarinė	1999-08-30	31.86	31.86	0	0.29
70G784	Baldų komplektas	2000-05-31	682.06	682.06	0	0.29
70G785	Spinta kanceliarinė	2000-05-31	40.55	40.55	0	0.29
70G786	Stelazai	2006-06-30	238.11	226.06	11.88	0.46
70G792	Baldų komplektas	2000-10-31	376.51	376.51	0	0.29
70G797	Baldų komplektas	2001-10-31	110.06	110.06	0	0.29
70G798	Baldų komplektas	2001-10-31	165.08	165.08	0	0.29
70G799	Baldų komplektas	2001-10-31	225.9	225.9	0	0.29
70G803	Baldų komplektas	2002-01-31	209.97	209.97	0	0.29
70G805	Baldų komplektas	2002-02-28	112.95	112.95	0	0.29
70G806	Baldų komplektas	2002-02-28	156.39	156.39	0	0.29
70G816	Baldų komplektas	2002-10-31	136.12	136.12	0	0.29
70G817	Baldų komplektas	2002-10-31	136.12	136.12	0	0.29
70G838	Baldų komplektas	2003-11-28	1911.49	1911.49	0	0.29
70G839	Baldų komplektas	2003-11-28	2192.42	2192.42	0	0.29
70G840	Baldų komplektas	2003-11-28	1091.87	1091.87	0	0.29
70G841	Baldų komplektas	2003-11-28	695.09	695.09	0	0.29
70G842	Baldų komplektas	2003-11-28	1621.87	1621.87	0	0.29
70G843	Baldų komplektas	2003-11-28	1621.87	1621.87	0	0.29
70G844	Baldų komplektas	2003-11-28	1100.56	1100.56	0	0.29
70G845	Baldų komplektas	2003-11-28	347.54	347.54	0	0.29
70G847	Ekranas pakabinamas	2003-11-28	194.05	194.05	0	0.29
70G848	Lentyna su bėgiu	2003-11-28	162.19	162.19	0	0.29
70G849	Posėdžių stalas	2003-11-28	173.77	173.77	0	0.29
70G850	Spinta kanceliarinė uždara	2003-11-28	86.89	86.89	0	0.29
70G851	Spinta kanceliarinė uždara	2003-11-28	86.89	86.89	0	0.29
70G852	Spinta kanceliarinė atvira	2003-11-28	81.09	81.09	0	0.29
70G853	Spinta rūbų	2003-11-28	81.09	81.09	0	0.29
70G854	Spinta su veidrodžiu	2003-11-28	95.57	95.57	0	0.29
70G855	Spinta su stumd.durimis	2003-11-28	75.3	75.3	0	0.29
70G856	Spinta su vidurine dalimi	2003-11-28	75.3	75.3	0	0.29
70G857	Virtuvės baldų komplektas	2003-11-28	440.22	440.22	0	0.29
70G858	Spinta	2008-10-31	204.7	204.7	0	0
70H001	Seifas	1997-04-28	114.4	114.4	0	0.29
70H035	Baldai (virtuvės kampes)	1997-11-28	11.58	11.58	0	0.29
70H036	Baldai (virtuvės kampes)	1997-11-28	11.58	11.58	0	0.29
70H037	Spinta dokumentams	1997-11-28	5.79	5.79	0	0.29
70H038	Spinta dokumentams	1997-11-28	5.79	5.79	0	0.29
70H706	Stalas mok.	1997-11-28	5.79	5.79	0	0.29
70H707	Spinta rūbams	1997-11-28	4.34	4.34	0	0.29
70H708	Spinta rūbams	1997-11-28	4.34	4.34	0	0.29

Kodas	Pavadinimas	Įsigijimo data	Nusidėvėjimo bazė	Sukauptas nusidėvėjimas	Metinis nusidėvėjimas	Balansinė vertė
70H709	Spinta rūbams	1997-11-28	4.34	4.34	0	0.29
70H710	Spinta rūbams	1997-11-28	4.34	4.34	0	0.29
70H711	Spinta rūbams	1997-11-28	4.34	4.34	0	0.29
70H712	Spinta rūbams	1997-11-28	4.34	4.34	0	0.29
70H713	Spinta rūbams	1997-11-28	4.34	4.34	0	0.29
70H714	Spinta rūbams	1997-11-28	4.34	4.34	0	0.29
70H723	Baldų komplektas	1997-12-31	0	0	0	0.29
70H727	Iškaba	1998-04-30	181.01	181.01	0	0.29
70H728	Baldai "Viktorija"	1998-06-30	89.78	89.78	0	0.29
70H729	Baldai "Viktorija"	1998-06-30	89.78	89.78	0	0.29
70H730	Staliukas žurnalinis	1998-06-30	10.14	10.14	0	0.29
70Y040	Baldų Komplektas	1998-07-31	1477.06	1477.06	0	0.29
70Y735	Spintelė pastatoma	1998-12-31	173.77	173.77	0	0.29
70Y736	Baldų komplektas	1998-12-31	176.67	176.67	0	0.29
70Y741	Spinta 10561	1999-01-29	28.96	28.96	0	0.29
70Y747	Lentyna "Book-90"	1999-03-30	15.93	15.93	0	0.29
70Y748	Spinta I 10561	1999-03-30	173.77	173.77	0	0.29
70Y750	Lentyna "Book-90"	1999-03-31	17.38	17.38	0	0.29
70Y751	Lentyna "Book-90"	1999-03-31	17.38	17.38	0	0.29
70Y752	Lentyna "Book-90"	1999-03-31	17.38	17.38	0	0.29
70Y753	Lentyna "Book-90"	1999-03-31	28.96	28.96	0	0.29
70Y755	Spinta 0561	1999-03-31	31.86	31.86	0	0.29
70Y827	Baldų kompl.(1 kambarys)	2008-03-31	1187.64	1187.64	0	0
70Y827	Porėmis lovai	2008-03-31	29.22	29.22	0	0
70Y828	Baldų kompl.(2 kambarys)	2008-03-31	969.65	969.64	0	0
70Y828	Porėmis lovai	2008-03-31	29.22	29.22	0	0
70Y829	Prieškambario baldai	2008-03-31	195.39	195.39	0	0
70Y831	Foto aparatas Nokon	2008-11-30	257.22	169.44	13.68	74.11
70J788	Baldų komplektas	2000-05-31	535.8	535.8	0	0.29
70J830	Baldų komplektas	2003-05-30	390.99	390.99	0	0.29
70J833	Baldų komplektas	2003-09-30	159.29	159.29	0	0.29
70K771	Baldų komplektas	1999-10-29	463.39	463.39	0	0.29
70K773	Stelažas	1999-10-29	622.68	622.68	0	0.29
70M194	Darbastalis	1978-12-01	4.34	4.34	0	0.29
70M195	Darbastalis	1978-12-01	4.34	4.34	0	0.29
70M196	Darbastalis	1978-12-01	4.34	4.34	0	0.29
70M197	Darbastalis	1978-12-01	4.34	4.34	0	0.29
70M198	Darbastalis	1978-12-01	4.34	4.34	0	0.29
70M199	Klijavimo stalas	1997-05-05	1442.31	1442.31	0	0.29
70M200	Spintelė rūbų	2008-09-30	129.88	129.88	0	0
70M201	Spintelė rūbų	2008-09-30	228.03	228.03	0	0
70M202	Spintelė rūbų	2008-09-30	228.03	228.03	0	0
70N740	Laborat. Stalas 91200x900x780	1998-12-31	15.93	15.93	0	0.29
70N813	Baldų komplektas	2002-09-30	906.51	906.51	0	0.29
70N814	Baldų komplektas	2002-09-30	133.23	133.23	0	0.29
70N815	Virtuvės baldų komplektas	2002-09-30	225.9	225.9	0	0.29
70N818	Baldų komplektas	2002-10-31	1375.7	1375.7	0	0.29
70N819	Lentynų komplektas	2007-07-31	1352.86	1138.41	67.62	146.83
70N820	Automatas Ecomaster WL850	2007-07-31	1298.95	993.62	59.04	246.29
70N821	Automatas Ecomaster WL750	2007-07-31	776.18	593.65	35.28	147.25
70N822	Užuolaida PVC	2008-02-29	595.71	595.42	0	0.29
70P042	Šarvuotas seifas	1998-10-31	147.71	147.71	0	0.29
70P146	Šarvuotas seifas	1998-12-31	150.6	150.6	0	0.29
70P662	Parduotuvės baldų komplektas	1995-02-01	879	879	0	0.29
70P731	Baldai "VIKTORIJA"	1998-06-30	89.78	89.78	0	0.29
70P761	Kopėčios buitines	1999-04-12	31.86	31.86	0	0.29
70P796	Spinta	2001-10-31	136.12	136.12	0	0.29
70P811	Baldų komplektas	2002-06-10	393.88	393.88	0	0.29
70R830	Lentynų komplektas	2007-07-31	11162.77	9395.15	558.12	1939.74
70R831	Lentynų komplektas	2007-07-31	17745.63	14935.69	887.28	1922.66

Kodas	Pavadinimas	Įsigijimo data	Nusidėvėjimo bazė	Sukauptas nusidėvėjimas	Metinis nusidėvėjimas	Balansinė vertė
70R832	Užuolaida PVC	2007-09-30	414.11	413.82	0	0.29
70R833	Užuolaida PVC	2007-09-30	314.75	314.46	0	0.29
70R834	Statula baseinui	2007-12-29	3909.87	2083.04	130.2	1696.63
70R837	Televizorius LCD SAMSUNG 46"	2008-06-30	7559.97	5153.89	343.62	2062.46
70S012	Pastoliai	1997-10-31	463.39	463.39	0	0.29
70S013	Vartai SPU40,4450*4250 Horman	2011-12-30	2435.82	2435.83	0	0
70S611	Medinis darbatalis	1990-12-01	2.9	2.9	0	0.29
70U812	Baldų komplektas	2002-06-28	214.32	214.32	0	0.29
70U835	Dulkių siurblys ECO	2003-10-31	231.7	212.78	9.96	9.25
70U836	Spintelių komplektas	2003-10-31	2201.11	2201.11	0	0.29
70X827	Židinyš	2003-04-30	1911.49	1911.49	0	0.29
70Z846	Baldų komplektas	2003-11-28	868.86	868.86	0	0.29
70Z858	Baldų komplektas	2003-11-28	1074.49	1074.49	0	0.29
70Z859	Baldų komplektas	2003-11-28	1465.48	1465.48	0	0.29
70Z778	Spinta metalinė	2000-01-31	81.09	81.09	0	0.29
41E617	Prekybinė įranga	2001-07-31	842.79	842.79	0	0.29
41E758	Prekybinė įranga	2004-01-30	1042.63	1042.63	0	0.29
41H657	Stendas dekorams	2002-08-30	153.5	153.5	0	0.29
41H702	Stendas plytelėms	2002-10-31	269.35	269.35	0	0.29
41J599	Prekybinė įranga	2003-11-28	637.16	637.16	0	0.29
41Y1003	Surenkamas stendas OKSANA	2006-08-31	2408.15	2408.15	0	0.29
41Y1003	Surenkamas stendas OKSANA	2012-06-30	284.1	141.99	20.28	121.83
41Y1015	Surenkamas stendas "Oczar"	2006-10-31	1085.5	1085.5	0	0.29
41Y1123	Stendas surenkamas EDYTA	2007-12-19	520	519.71	0	0.29
41Y1123	plytelės, stendo paklijavimas	2007-12-19	1022.65	1022.65	0	0
41Y1124	Stendas surenkamas EDYTA	2007-12-19	520	519.71	0	0.29
41Y1124	Surenkamas stendas "EDYTA"	2007-12-19	1022.65	1022.65	0	0
41Y1125	Stendas surenkamas EDYTA	2008-01-31	520	520	0	0
41Y1125	Stendas surenkamas EDYTA	2008-01-31	1022.65	1022.65	0	0
41Y1126	Stendas surenkamas EDYTA	2008-01-31	520	520	0	0
41Y1126	Stendas surenkamas EDYTA	2008-01-31	1022.65	1022.65	0	0
41Y1127	Stendas surenkamas EDYTA	2008-02-29	520	520	0	0
41Y1127	Surenkamas stendas EDYTA	2008-02-29	355.36	355.36	0	0
41Y1127	Surenkamas stendas EDYTA	2008-02-29	139.56	139.55	0	0
41Y1128	Stendas surenkamas EDYTA	2008-03-31	410.5	410.51	0	0
41Y1128	Surenkamas stendas EDYTA	2008-03-31	462.25	462.24	0	0
41Y1129	Stendas surenkamas EDYTA	2008-03-31	410.5	410.51	0	0
41Y1129	Surenkamas stendas "EDYTA"	2008-03-31	469.51	469.52	0	0
41Y1130	Stendas surenkamas EDYTA	2008-03-31	410.5	410.51	0	0
41Y1130	Surenkamas stendas "EDYTA"	2008-03-31	418.25	418.25	0	0
41Y1131	Stendas surenkamas EDYTA	2008-03-31	410.5	410.51	0	0
41Y1131	Surenkamas stendas "EDYTA"	2008-03-31	458.05	458.05	0	0
41Y1132	Stendas surenkamas EDYTA	2008-03-31	410.5	410.51	0	0
41Y1132	Surenkamas stendas "EDYTA"	2008-03-31	507.74	507.74	0	0
41Y1133	Stendas surenkamas EDYTA	2008-03-31	410.5	410.51	0	0
41Y1133	Surenkamas stendas EDYTA	2008-03-31	415.53	415.53	0	0
41Y1134	Stendas surenkamas EDYTA	2008-03-31	410.5	410.51	0	0
41Y1134	Surenkamas stendas EDYTA	2008-03-31	408.06	408.06	0	0
41Y1135	Stendas surenkamas EDYTA	2008-03-31	410.5	410.51	0	0
41Y1135	Surenkamas stendas EDYTA	2008-03-31	422.33	422.33	0	0
41Y1136	Stendas surenkamas EDYTA	2008-03-31	410.5	410.51	0	0
41Y1136	Surenkamas stendas EDYTA	2008-03-31	422.33	422.33	0	0
41Y1137	Stendas surenkamas EDYTA	2008-03-31	410.5	410.51	0	0
41Y1137	Surenkamas stendas EDYTA	2008-03-31	422.33	422.33	0	0
41Y1138	Stendas surenkamas EDYTA	2008-03-31	410.5	410.51	0	0
41Y1138	Surenkamas stendas EDYTA	2008-03-31	317.39	317.39	0	0
41Y1139	Stendas surenkamas EDYTA	2008-03-31	410.5	410.51	0	0
41Y1139	Surenkamas stendas EDYTA	2008-03-31	330.43	330.43	0	0
41Y1140	Stendas surenkamas EDYTA	2008-03-31	410.5	410.5	0	0
41Y1140	Surenkamas stendas EDYTA	2008-03-31	330.42	330.42	0	0


Kodas	Pavadinimas	Įsigijimo data	Nusidėvėjimo bazė	Sukauptas nusidėvėjimas	Metinis nusidėvėjimas	Balansinė vertė
41Y1141	Stendas surenkamas EDYTA	2008-03-31	410.5	410.51	0	0
41Y1141	Surenkamas stendas EDYTA	2008-03-31	51.81	51.8	0	0
41Y1141	Surenkamas stendas EDYTA	2008-04-30	278.61	278.61	0	0
41Y1142	Stendas surenkamas EDYTA	2008-03-31	410.5	410.51	0	0
41Y1142	Surenkamas stendas EDYTA	2008-03-31	51.81	51.8	0	0
41Y1142	Surenkamas stendas EDYTA	2008-04-30	278.61	278.61	0	0
41Y1143	Stendas surenkamas EDYTA	2008-03-31	410.5	410.51	0	0
41Y1143	Surenkamas stendas EDYTA	2008-03-31	51.81	51.8	0	0
41Y1143	Surenkamas stendas EDYTA	2008-04-30	278.61	278.61	0	0
41Y1144	Stendas surenkamas EDYTA	2008-03-31	410.5	410.51	0	0
41Y1144	Surenkamas stendas EDYTA	2008-03-31	51.81	51.8	0	0
41Y1144	Surenkamas stendas EDYTA	2008-04-30	278.61	278.61	0	0
41Y1145	Stendas surenkamas EDYTA	2008-04-28	410.5	410.51	0	0
41Y1145	Surenkamas stendas EDYTA	2008-04-28	375.5	375.5	0	0
41Y1146	Stendas surenkamas EDYTA	2008-04-28	410.5	410.51	0	0
41Y1146	Surenkamas stendas EDYTA	2008-04-28	375.5	375.5	0	0
41Y1147	Stendas surenkamas EDYTA	2008-04-28	410.5	410.51	0	0
41Y1147	Surenkamas stendas EDYTA	2008-04-28	375.5	375.5	0	0
41Y1148	Stendas surenkamas EDYTA	2008-05-31	417.82	417.82	0	0
41Y1148	Surenkamas stendas EDYTA	2008-05-31	375.5	375.49	0	0
41Y1149	Stendas surenkamas EDYTA	2008-05-31	417.82	417.82	0	0
41Y1149	Surenkamas stendas EDYTA	2008-05-31	375.5	375.49	0	0
41Y1150	Stendas surenkamas EDYTA	2008-05-31	417.82	417.82	0	0
41Y1150	Surenkamas stendas EDYTA	2008-05-31	375.5	375.5	0	0
41Y1151	Stendas surenkamas EDYTA	2008-06-30	417.82	417.82	0	0
41Y1151	Surenkamas stendas "EDYTA"	2008-06-30	296.01	296.01	0	0
41Y1152	Stendas surenkamas EDYTA	2008-06-30	417.82	417.82	0	0
41Y1152	Surenkamas stendas "EDYTA"	2008-06-30	296.01	296.02	0	0
41Y1153	Stendas surenkamas Mars	2008-06-30	637.95	637.95	0	0
41Y1153	Surenkamas stendas "MARS"	2008-06-30	574.86	574.86	0	0
41Y1154	Stendas surenkamas Mars	2008-06-30	637.95	637.95	0	0
41Y1154	Surenkamas stendas "MARS"	2008-06-30	574.86	574.86	0	0
41Y1155	Stendas surenkamas Mars	2008-06-30	637.95	637.95	0	0
41Y1155	Surenkamas stendas "MARS"	2008-06-30	574.86	574.86	0	0
41Y1156	Stendas surenkamas Mars	2008-06-30	637.95	637.95	0	0
41Y1156	Surenkamas stendas "MARS"	2008-06-30	574.86	574.86	0	0
41Y1157	Stendas surenkamas Mars	2008-06-30	637.95	637.95	0	0
41Y1157	Surenkamas stendas "MARS"	2008-06-30	574.86	574.86	0	0
41Y1158	Stendas surenkamas Mars	2008-06-30	637.95	637.95	0	0
41Y1158	Surenkamas stendas "MARS"	2008-06-30	574.86	574.86	0	0
41Y1159	Stendas surenkamas EDYTA	2008-06-30	417.82	417.82	0	0
41Y1159	Surenkamas stendas "Edyta"	2008-06-30	296.2	296.2	0	0
41Y1160	Stendas surenkamas Mars	2008-06-30	637.95	637.95	0	0
41Y1160	Surenkamas stendas "MARS"	2008-06-30	574.86	574.86	0	0
41Y1161	Stendas surenkamas Mars	2008-06-30	637.95	637.95	0	0
41Y1161	Surenkamas stendas "MARS"	2008-06-30	574.86	574.86	0	0
41Y1162	Stendas surenkamas Mars	2008-07-31	637.95	637.95	0	0
41Y1162	Stendas surenkamas MARS	2008-07-31	278.83	278.83	0	0
41Y1163	Stendas surenkamas Mars	2008-07-31	637.95	637.95	0	0
41Y1163	Stendas surenkamas MARS	2008-07-31	278.83	278.83	0	0
41Y1164	Stendas surenkamas Mars	2008-07-31	637.95	637.95	0	0
41Y1164	Stendas surenkamas MARS	2008-07-31	278.83	278.83	0	0
41Y1165	Stendas surenkamas Mars	2008-07-31	637.95	637.95	0	0
41Y1165	Stendas surenkamas MARS	2008-07-31	278.83	278.83	0	0
41Y1166	Stendas surenkamas Mars	2008-07-31	637.95	637.95	0	0
41Y1166	Stendas surenkamas MARS	2008-07-31	278.83	278.83	0	0
41Y1167	Stendas surenkamas Mars	2008-07-31	637.95	637.95	0	0
41Y1167	Stendas surenkamas MARS	2008-07-31	278.83	278.83	0	0
41Y1168	Stendas surenkamas Mars	2008-07-31	637.95	637.95	0	0
41Y1168	Stendas surenkamas MARS	2008-07-31	278.83	278.83	0	0

Kodas	Pavadinimas	Įsigijimo data	Nusidėvėjimo bazė	Sukauptas nusidėvėjimas	Metinis nusidėvėjimas	Balansinė vertė
41Y1169	Stendas surenkamas Mars	2008-07-31	637.95	637.95	0	0
41Y1169	Stendas surenkamas MARS	2008-07-31	278.83	278.83	0	0
41Y1170	Stendas surenkamas Mars	2008-07-31	637.95	637.95	0	0
41Y1170	Stendas surenkamas MARS	2008-07-31	278.83	278.83	0	0
41Y1171	Stendas surenkamas Mars	2008-07-31	637.95	637.95	0	0
41Y1171	Stendas surenkamas MARS	2008-07-31	278.83	278.83	0	0
41Y1172	Stendas surenkamas Mars	2008-07-31	637.95	637.95	0	0
41Y1172	Stendas surenkamas MARS	2008-07-31	278.83	278.83	0	0
41Y1173	Stendas surenkamas EDYTA	2008-07-31	417.82	417.82	0	0
41Y1174	Stendas surenkamas EDYTA	2008-07-31	417.82	417.82	0	0
41Y1175	Stendas surenkamas EDYTA	2008-07-31	417.82	417.82	0	0
41Y1176	Stendas surenkamas EDYTA	2008-08-31	417.82	417.82	0	0
41Y1177	Stendas surenkamas EDYTA	2008-08-31	417.82	417.82	0	0
41Y1178	Stendas surenkamas EDYTA	2008-09-30	417.82	417.82	0	0
41Y1178	Surenkamas stendas EDYTA	2008-09-30	278.61	278.62	0	0
41Y1179	Stendas surenkamas Mars	2008-09-30	637.95	637.95	0	0
41Y1179	Surenkamas stendas MARS	2008-09-30	278.85	278.85	0	0
41Y1180	Stendas surenkamas EDYTA	2008-09-30	417.82	417.82	0	0
41Y1180	Surenkamas stendas EDYTA	2008-09-30	278.61	278.62	0	0
41Y1181	Stendas surenkamas EDYTA	2008-09-30	417.82	417.82	0	0
41Y1181	Surenkamas stendas EDYTA	2008-09-30	278.61	278.62	0	0
41Y1182	Stendas surenkamas EDYTA	2008-10-31	417.82	417.82	0	0
41Y1182	Surenkamas stendas EDYTA	2008-10-31	278.61	278.61	0	0
41Y1183	Stendas surenkamas Mars	2008-12-31	637.95	637.42	0.53	0
41Y1184	Stendas dekorams	2008-12-31	260.66	260.29	0.37	0
41Y1185	Stendas surenkamas Mars	2009-02-28	637.95	622.24	15.71	0
41Y1185	Surenkamas stendas"MARS"	2009-02-28	278.85	272.01	6.84	0
41Y1186	Stendas surenkamas Mars	2009-02-28	637.95	622.24	15.71	0
41Y1186	Surenkamas stendas"MARS"	2009-02-28	278.85	272.01	6.84	0
41Y1187	Stendas surenkamas Mars	2009-02-28	637.95	622.24	15.71	0
41Y1187	Surenkamas stendas"MARS"	2009-02-28	278.85	272.01	6.84	0
41Y1188	Stendas surenkamas Mars	2009-03-31	637.95	614.66	23.29	0
41Y1188	Surenkamas stendas"MARS"	2009-03-31	356.81	343.98	12.83	0
41Y1189	Stendas surenkamas Mars	2009-03-31	637.95	614.66	23.29	0
41Y1189	Surenkamas stendas"MARS"	2009-03-31	356.81	343.98	12.83	0
41Y1190	Stendas surenkamas Mars	2009-03-31	637.95	614.66	23.29	0
41Y1190	Surenkamas stendas"MARS"	2009-03-31	356.81	343.98	12.83	0
41Y1191	Stendas reklaminis Ognik	2009-03-31	589.19	567.67	21.52	0
41Y1191	Surenkamas stendas"Ognik"	2009-03-31	356.81	343.98	12.83	0
41Y1192	Stendas reklaminis Ognik	2009-03-31	589.19	567.67	21.52	0
41Y1192	Surenkamas stendas"Ognik"	2009-03-31	356.81	343.98	12.83	0
41Y1193	Stendas reklaminis Ognik	2009-03-31	589.19	567.67	21.52	0
41Y1193	Surenkamas stendas"Ognik"	2009-03-31	356.81	343.98	12.83	0
41Y1194	Stendas reklaminis Ognik	2009-03-31	589.19	567.67	21.52	0
41Y1194	Surenkamas stendas"Ognik"	2009-03-31	356.81	343.98	12.83	0
41Y1195	Stendas reklaminis Ognik	2009-03-31	589.19	567.67	21.52	0
41Y1195	Surenkamas stendas"Ognik"	2009-03-31	356.81	343.93	12.88	0
41Y1196	Stendas reklaminis Ognik	2009-03-31	589.19	567.67	21.52	0
41Y1196	Surenkamas stendas"Ognik"	2009-03-31	356.81	343.98	12.83	0
41Y1197	Stendas reklaminis Ognik	2009-03-31	589.19	567.67	21.52	0
41Y1197	Surenkamas stendas"Ognik"	2009-03-31	356.81	343.98	12.83	0
41Y1198	Stendas reklaminis Ognik	2009-07-31	589.19	539.63	42.06	7.5
41Y1199	Stendas reklaminis Ognik	2009-07-31	589.19	539.63	42.06	7.5
41Y1200	Stendas reklaminis Ognik	2009-07-31	589.19	539.63	42.06	7.5
41Y1201	Stendas reklaminis Ognik	2009-07-31	589.19	539.63	42.06	7.5
41Y1202	Stendas surenkamas Mars	2010-08-19	637.95	493.44	45.54	98.97
41Y1202	Surenkamas stendas MARS	2010-08-19	183	139.4	13.08	30.52
41Y1202	Plokštė juoda 10mm	2010-08-31	110.79	84.41	7.92	18.46
41Y1202	Plokštė juoda 10mm	2010-08-31	163.91	124.84	11.7	27.37
41Y1202	Juosta dvipusė	2010-08-31	62.04	47.27	4.44	10.32

Kodas	Pavadinimas	Įsigijimo data	Nusidėvėjimo bazė	Sukauptas nusidėvėjimas	Metinis nusidėvėjimas	Balansinė vertė
41Y1202	Surenkamas stendas MARS	2010-08-19	60	45.65	4.26	10.09
41Y1203	Stendas surenkamas Mars	2011-02-08	637.95	637.95	0	0
41K674	Stendas dekorams	2002-08-30	153.5	153.5	0	0.29
41P625	Vitrinų blokas	2001-10-31	448.91	448.91	0	0.29
41P678	Stendas dekorams	2002-08-30	172.32	172.03	0	0.58
41P699	Stendas plytelėms	2002-10-31	390.99	390.7	0	0.58
60G007	Prekybinė įranga	1998-04-30	703.78	703.78	0	0.29
70Y775	Ekspozicinė spinta	1999-11-30	266.45	266.45	0	0.29
70Y776	Ekspozicinis stendas	1999-11-30	263.55	263.55	0	0.29
70Y777	Stendas juostelėms	1999-11-30	1201.92	1201.92	0	0.29
70Y778	Reklaminis stendas	2010-11-09	159.29	159.29	0	0
70J787	Metalinės konstrukcijos	2000-05-31	5654.13	5382.13	252.42	19.58
70P795	Metal.konstrukcijos plytelėms	2001-10-31	6748.15	6748.15	0	0.29
41Y863	Projektorius TLP 26OE	2002-12-31	1882.53	1882.53	0	0.29
48A227	Kompiuteris su monitorium	2006-06-27	899.99	899.99	0	0.29
48A229	Kompiuterinė sistema	2007-08-31	599.61	599.61	0	0
48Č262	Kompiuteris su monitoriumi	2001-10-31	196.94	196.94	0	0.29
48D256	Spausdintuvas EasyCoder	2006-09-29	2012.57	2012.57	0	0.29
48E344	Faksas B160	2003-11-28	280.93	280.93	0	0.29
48G014	Telefonų stotis ALKATEL	1998-07-31	14104.49	10034.69983	470.4	3599.69
48G0141	Alkatel tel.stot. moduliai	2005-12-12	956.93	956.93	0	0.29
48G225	Kompiuteris su monitorium	2006-06-27	642.27	642.27	0	0.29
48G245	Kompiuteris nešiojam.IBM R50 E	2006-06-27	804.51	804.51	0	0.29
48H327	Monitorius LCD 720N 17" SAMSU	2006-11-30	154.09	154.09	0	0.29
48H3271	Kompiuteris LIGHT P4	2006-11-30	701.42	701.42	0	0.29
48J348	Kasos aparatas	2003-11-28	304.1	304.1	0	0.29
48Y264	Kompiuteris neš.	2011-03-31	764.92	764.92	0	0
48Y265	Kompiuteris neš.NK Dell	2011-09-28	310.92	310.92	0	0
48Y273	Spausdintuvas ZEBRA	2002-03-29	272.24	272.24	0	0.29
48Y308	Kopijavimo aparatas	2002-11-29	810.94	810.94	0	0.29
48Y310	Kompiuteris ACER TM225xC	2003-02-28	642.96	642.96	0	0.29
48Y325	Kompiuteris neš.	2011-12-07	348.21	348.18	0.03	0
48Y3341	Monitorius ASUS VW1926	2007-03-31	159	159	0	0.29
48Y343	Spausdintuvas CANON	2007-08-31	279.07	278.78	0	0.29
48J230	Kasos aparatas DATEKS	2000-05-31	39.1	39.1	0	0.29
48J321	Spausdintuvas CANON PIXMA	2007-10-31	248.63	248.34	0	0.29
48J322	Kompiuterinė sistema	2007-10-31	414.55	414.26	0	0.29
48J323	Kompiuterinė sistema	2007-10-31	414.55	414.26	0	0.29
48N352	Kompiuteris LIGHT P4	2006-10-31	288.62	288.62	0	0.29
48O272	Serveris VEKTOR	2002-02-28	1578.43	1578.43	0	0.29
48O279	HP Komutatorius 2124	2002-05-31	207.08	207.08	0	0.29
48O280	HP Komutatorius 2524	2002-05-31	408.36	408.36	0	0.29
48O281	HP Komutatorius 2324	2002-05-31	286.72	286.72	0	0.29
48O283	HP Komutatorius 2324	2002-06-28	295.41	295.41	0	0.29
48O313	Kompiuterio sisteminis blokas	2003-03-31	170.88	170.88	0	0.29
48O3381	Monitorius LG LCD	2007-05-30	151.64	151.64	0	0.29
48O358	Kompiuteris su monitorium	2006-07-31	373.27	373.27	0	0.29
48O359	Kompiuteris su monitorium	2006-07-31	373.27	373.27	0	0.29
48O360	Kompiuteris su monitorium	2006-07-31	373.27	373.27	0	0.29
48O361	Kompiuteris su monitorium	2006-07-31	373.27	373.27	0	0.29
48O362	Kompiuteris su monitorium	2006-07-31	373.27	373.27	0	0.29
48O363	Kompiuteris su monitorium	2006-07-31	373.27	373.27	0	0.29
48O365	Kompiuteris su monitorium	2006-07-31	373.27	373.27	0	0.29
48O367	Kompiuteris su monitorium	2006-07-31	373.27	373.27	0	0.29
48O368	Kompiuteris su monitorium	2006-07-31	373.27	373.27	0	0.29
48O370	Kompiuteris su monitorium	2006-07-31	373.27	373.27	0	0.29
48O371	Kompiuteris su monitorium	2006-07-31	373.27	373.27	0	0.29
48O372	Kompiuteris su monitorium	2006-07-31	373.27	373.27	0	0.29
48O373	Kompiuteris su monitorium	2006-07-31	373.27	373.27	0	0.29
48O374	Kompiuteris su monitorium	2006-07-31	373.27	373.27	0	0.29

Kodas	Pavadinimas	Įsigijimo data	Nusidėvėjimo bazė	Sukauptas nusidėvėjimas	Metinis nusidėvėjimas	Balansinė vertė
48O375	Kompiuteris su monitorium	2006-07-31	373.27	373.27	0	0.29
48O376	Kompiuteris su monitorium	2006-07-31	373.27	373.27	0	0.29
48O377	Kompiuteris su monitorium	2006-07-31	373.27	373.27	0	0.29
48O379	Kompiuteris su monitorium	2006-07-31	502.86	502.86	0	0.29
48O380	Kompiuteris su monitorium	2006-07-31	502.86	502.86	0	0.29
48O381	Serveris Dell PowerEdge	2006-08-31	3640.51	3640.51	0	0.29
48O382	Šaltinis NS Smart-UPS	2006-08-31	292.34	292.34	0	0.29
48O383	Faksas Canon Laserbase MF5750	2006-09-29	278.78	278.78	0	0.29
48O384	Spausdintuvas HP Deskjet	2006-12-29	266.99	266.99	0	0.29
48O386	Kompiuteris Magnum C2DUO	2007-07-31	349.75	349.46	0	0.29
48O387	Kompiuterinė sistema	2007-09-30	658.27	657.98	0	0.29
48O388	Kompiuterinė sistema	2007-11-29	549.54	549.25	0	0.29
48O389	Kompiuterinė sistema	2007-11-29	549.54	549.25	0	0.29
48O391	Kompiuterinė sistema	2007-11-29	549.54	549.25	0	0.29
48O392	Kompiuterinė sistema	2007-11-29	641.58	641.29	0	0.29
48O393	Kompiuterinė sistema	2007-11-29	641.58	641.29	0	0.29
48O394	Kompiuterio sistema	2007-11-29	659.99	659.7	0	0.29
48O395	Kompiuterio sistema	2007-11-29	810.44	810.15	0	0.29
48O396	Spausdintuvas CANON	2007-11-29	392.46	392.17	0	0.29
48O397	Kompiuterinė sistema	2007-11-30	489.16	488.87	0	0.29
48O399	Kompiuterinė sistema	2007-11-30	489.16	488.87	0	0.29
48O400	Kompiuterinė sistema	2007-11-30	489.16	488.87	0	0.29
48O403	Monitorius LCD 19	2008-01-31	196.11	195.82	0	0.29
48O404	Spausdintuvas HP Laserjet P2015	2008-02-01	380.43	380.14	0	0.29
48O405	Kompiuterio sistema	2008-02-29	536.29	536	0	0.29
48O406	Kompiuteris su monitorium	2008-02-29	711.53	711.24	0	0.29
48O407	Kietas diskas	2008-02-29	392.7	392.41	0	0.29
48O408	Kompiuteris neš.N100	2008-03-31	589.06	588.77	0	0.29
48O409	Kompiuteris su monitorium	2008-03-31	619.49	619.2	0	0.29
48O411	Spausdintuvas Birch BP545	2008-04-28	287.74	287.45	0	0.29
48O412	Spausdintuvas Birch BP545	2008-04-28	287.52	287.23	0	0.29
48O413	Kompiuteris neš.N200	2008-04-30	665.1	664.81	0	0.29
48O414	Kompiuteris neš.N200	2008-04-30	665.1	664.81	0	0.29
48O415	Kompiuteris neš.N200	2008-04-30	636.67	636.38	0	0.29
48O416	Kopijavimo aparatas	2008-05-30	1998.09	1997.8	0	0.29
48O417	Kompiuteris OFFICE	2008-06-30	348.03	347.74	0	0.29
48O418	Kompiuteris neš.ASUSX51RL	2008-07-31	760.62	760.33	0	0.29
48O420	Kompiuteris OFFICE	2008-08-31	371.6	371.31	0	0.29
48O421	Kompiuteris OFFICE	2008-08-31	231.7	231.41	0	0.29
48O422	Kompiuteris OFFICE	2008-09-30	231.45	231.16	0	0.29
48O423	Kompiuterinė sistema	2008-10-31	349.26	348.97	0	0.29
48O424	Kompiuteris nešiojamas	2008-10-31	552.24	551.95	0	0.29
48O425	Kompiuteris Magnum C2DUO	2008-11-30	705.4	705.11	0	0.29
48O426	Kompiuterio sisteminis blokas	2012-07-11	470.23	470.19	0	0.04
48P260	Kasos aparatas OMRON	2001-09-28	127.43	127.43	0	0.29
48P286	Kompiuteris su monitorium	2002-07-31	385.19	385.19	0	0.29
48R322	Spausdintuvas "Star LC-7211"	2003-07-29	275.14	275.14	0	0.29
48R345	Kompiuterinė sistema	2006-03-31	533.01	533.01	0	0.29
48R346	Fotoaparatas Powershot	2006-07-31	154.09	154.09	0	0.29
48R348	Spausdintuvas HP1600	2007-05-30	242.7	242.7	0	0.29
48R349	Duomenų kaupiklis Cipher	2007-08-31	1375.7	1375.41	0	0.29
48R350	Duomenų kaupiklis Cipher	2007-08-31	1375.7	1375.7	0	0
48R351	Duomenų kaupiklis Cipher	2007-08-31	1375.7	1375.41	0	0.29
48R352	Duomenų kaupiklis Cipher	2007-08-31	1245.37	1245.08	0	0.29
48R353	Duomenų kaupiklis Cipher	2007-08-31	1245.37	1245.08	0	0.29
48U299	Kompiuteris neš.HP NX6110	2006-06-27	620.43	620.43	0	0.29
48U300	Kompiuteris su monitorium	2006-07-11	430.7	430.7	0	0.29
48X312	Kompiuterinė sistema	2003-03-31	564.76	564.76	0	0.29
48X334	Kompiuterinė sistema	2003-10-31	554.62	554.62	0	0.29
48X352	Kompiuterinė sistema	2004-02-27	619.79	619.79	0	0.29

Kodas	Pavadinimas	Įsigijimo data	Nusidėvėjimo bazė	Sukauptas nusidėvėjimas	Metinis nusidėvėjimas	Balansinė vertė
48X355	Kompiuteris su monitorium	2006-06-27	924.53	924.53	0	0.29
48X3551	Monitorius prie kompiuterio	2007-03-31	159	159	0	0.29
					VISO:	27977.17

AB „Dvarčionių keramika“
 Generalinė direktorė
 Liudmila Suboč 

Legal entity No	Creditor	Total debt, EUR	Amount in no arrears	Amount in arrears		ADDRESS
				Total amount in arrears	Number of days in arrears	
			30	90	>150	
8408337	ABUVA UAB	51,85	51,85	0	0	0 Aukštaičių g. 3B, LT-28230 Utena
8408538	AGRENTA A TRINKŪNO AGROSERVISAS	1.821,71	0	0	0	1.821,71 Šabaldauskai village 2, LT-28434 Utena district
7823481	ALNITRANS UAB	5.397,09	5.397,09	0	0	0 Zibalių g.43, C Širvintos, LT-19124
303090867	AMBER GRID AB	186,39	186,39	0	0	0 Savanorių pr. 28, LT-03116 Vilnius
5411146	ANYKŠČIŲ KVARCAS AB	1.450,82	1.450,82	0	0	0 Troškūnų g. 5, Anykščiai
4584881	ANTROJI REKLAMOS ATELJEJA UAB	563,00	0	0	0	563 Draugystės pr. 9-15, Šiauliai
302642800	ASOCIACIJA GSI LITUANIA	429,29	0	0	0	429,29 VAŠINGTONO A. 1, LT-01108 VILNIUS
300117017	ASTIS UAB	285,36	0	0	0	285,36 UAB "Tavos sprendimas", Vydėno g. 12-21, Vilnius
300032983	AURATUS UAB	7.558,29	0	0	0	7.558,29 Savanorių pr. 180, Vilnius
300612897	BAL TIC LINE UAB	9.101,20	9.101,20	0	0	0 Ukmergės g. 222, LT-07157 VILNIUS
235584990	BAL TIC TRANS LINE UAB	3.035,51	3.035,51	0	0	0 Ekskavatorininkų g. 1B, Kaunas
1081884	BAL TICŲ KERAMIKA UAB	19.377,63	19.377,63	0	0	0 Družai village, Širvintos district, LT-19105
122624188	BIURO PASAULIS UAB	579,24	0	0	0	579,24 Vilkipėdės 20, Vilnius
300665654	BTA Insurance Company" SE filialas	1.833,60	1.833,60	0	0	0 Verkių g. 29, Vilnius city
301818074	DAILY PRINT UAB	33,50	33,50	0	0	0 Kalvarijų g. 163A, LT08311 VILNIUS
1158043	DARVAL UAB	628,65	0	0	0	628,65 Vivulskio g. 18, LT-03115 Vilnius
125738752	DIJOTEKANA UAB	591.685,26	591.685,26	0	0	0 LAISVĖS PR. 60, LT-05120 VILNIUS
211638230	EDEN SPRINGS UAB	36,86	36,86	0	0	0 Savanorių pr. 174a, Vilnius LT-03153
2275543	EKSOMISARŲ BIURAS UAB	60.585,95	60.585,95	0	0	0 Eigučių g. 14, LT-03150 Vilnius
300564096	EMBALIS UAB	1.129,00	0	0	0	1.129,00 Popierinės 3, Jasiūnai, Vilnius district
304151376	ENERGIJOS SKIRSTYMO OPERATORIUS AB	896,17	896,17	0	0	0 Agonų g. 24, LT03212 Vilnius
110710074	FINNSA UAB	146,48	146,48	0	0	0 Savanorių pr. 139B, LT-03150 Vilnius
300094312	GREENCARRIER FREIGHT SERVICES UAB	4.546,77	4.546,77	0	0	0 TILŽĖS 52, KLAIPĖDA
2617139	IMAGO FAKTA A.Abramaitienės įmonė	953,20	0	0	0	953,20 Taikos g. 104-18, Vilnius
2380876	IMLOKSA UAB	10.023,67	10.023,67	0	0	0 Kavoliuko g. 13-240, Vilnius
3275136	KAUNO VANDENYS UAB	14,39	14,39	0	0	0 Aukštaičių g. 43, LT-44158 Kaunas
6118642	KEDAINIŲ VANDENYS SPUB	1,89	1,89	0	0	0 Dotnuvos g. 5, Kėdainiai
2013631	KENKĖJŲ KONTROLĖS TARNYBA UAB	28,96	28,96	0	0	0 Totorių g. 15, Vilnius
303382540	Keramikos ABC UAB	125,43	125,43	0	0	0 M. Valančiaus g. 7, Vilnius
163743744	Klaipėdos m. regiono atliekų tvarky	636,69	636,69	0	0	0 Tomo g. 2, Klaipėda
4008926	KLAIPĖDOS VANDUO SPAB	41,08	41,08	0	0	0 Rvyšnių g. 11, LT-91116 Klaipėda
188729161	Klaipėdos VMI	1.428,06	0	0	0	1.428,06 H. Manto g. 2, Klaipėda city
4047709	KLASANA UAB	27,48	27,48	0	0	0 Šilutės pl. 23, Klaipėda
302507749	KRONUS LT UAB	20.215,05	0	0	0	20.215,05 Žarijų 2, Vilnius
8130238	KUZMIENĖ IR PARTNERIAI UAB	200,54	200,54	0	0	0 Savanorių pr. 159A, LT-03150 Vilnius
9074324	LIET. HIDROMETEOROLOG. TARNYBA	15,65	15,65	0	0	0 Rudnios g. 6, LT-09300 Vilnius
2121558	LIETUVOS PAŠTAS VJ	27,36	27,36	0	0	0 J. Jasinskio g. 16, LT-03500 Vilnius
2189567	LIETUVOS STATYBININKŲ ASOCIACIJA	868,86	0	0	0	868,86 Vytauto 14, Vilnius
1161873	LINDSTROM UAB	8,74	8,74	0	0	0 Savanorių pr. 183, LT-02300 Vilnius
2021215	LŪSTA UAB	1.042,00	0	0	0	1042 Verkių g.5, Vilnius
5117245	MARIJAMPOLĖS PREKYBA UAB	25.210,16	25.210,16	0	0	0 Bažnyčios g. 28a, LT-6830 Marijampolė
133485715	MICKŪNO A. JM	12.071,50	0	0	0	12.071,50 Rasos g. 5, Ringaudai, LT-53331 Kaunas district
302594113	MOTIEKA IR AUDŽEVIČIUS APB	92.289,85	92.289,85	0	0	0 GYNĖJŲ G. 4, LT-01109 VILNIUS

1005748	NASDAQ VILNIUS AB	8.029,46	0	8.029,46	1752,79	338,18	5.938,49	Konstitucijos pr. 29, LT-08105 Vilnius
301635849	NOTUM UAB	695,09	0	695,09	0	0	695,09	AMATU 6-2, VILNIUS
1090528	OMNITEL UAB	420,41	420,41	0	0	0	0	0
8645826	PAGIRIŲ NESTA UAB	2.316,96	2.316,96	0	0	0	0	0
3524487	PAKAVIMO MEDŽIAGOS UAB	2.468,51	0	2.468,51	0	0	2.468,51	Sevcenko g. 25, LT-03503 Vilnius
4700909022	PALAVINSKIENĖ BRIGITA antstolė	1.539,65	0	1.539,65	0	0	1.539,65	Pagriai village, Vilnius district
2564711	PINKVIČIAUS B.INDIVIDUALI ĮMONĖ	560,70	0	560,7	0	0	560,7	Žeimenos g. 119
302897391	RADETA UAB	492,61	492,61	0	0	0	0	0
140792440	RADYDĖ UAB	126,15	126,15	0	0	0	0	0
301730973	RAICO GROUP UAB	8.830,48	8.830,48	0	0	0	0	0
124110246	REGISTRŲ CENTRAS VĮ	28,96	28,96	0	0	0	0	0
2588315	REKLAMOS EKSPERTAI UAB	2.509,55	0	2.509,55	0	0	2.509,55	0
302576791	REMITRANSA UAB	1.899,60	0	1.899,60	0	0	1.899,60	0
2532994	ROLIMA UAB	616,32	0	616,32	0	0	616,32	0
120692913	RRT UAB	6.842,67	0	6.842,67	0	0	6.842,67	0
4441149	STIKLAS E.GALVADIŠKIO PPI	2.427,20	2.427,20	0	0	0	0	0
112025254	ŠIAULIŲ BANKAS AB	111,98	111,98	0	0	0	0	0
124929516	TAUPRA UAB	2.270,85	0	2.270,85	0	0	2.270,85	0
171780190	TELŠIŲ REGIONO ATLEKIŲ UAB	83	83	0	0	0	0	0
8015313	TELŠIŲ VANDENYS UAB	1,52	1,52	0	0	0	0	0
2121543	TEO AB	431,06	431,06	0	0	0	0	0
302657873	TIROLA UAB	998,05	0	998,05	0	0	998,05	0
2228288	TRANSTIRA UAB	12.020,31	12.020,31	0	0	0	0	0
301507148	ŪKININKŲ KAIMAS ŽŪK	10.044,00	10.044,00	0	0	0	0	0
4124191	VAKARŲ REKLAMA D.KAČINSKO RĮ	342,03	0	342,03	0	0	0	0
2490542	VESTAKA UAB	28.978,60	0	28.978,60	0	0	28.978,60	0
2277641	VILN.PRAM.IR VERSLO ASOCIACIJA	1.452,73	0	1.452,73	0	0	1.452,73	0
126361756	VIRMEBAS UAB	46.599,24	0	46.599,24	0	0	46.599,24	0
125837960	VRS WPI VILNIUS UAB	4.621,67	0	4.621,67	0	0	4.621,67	0
2007496	VSA VILNIUS UAB	86,83	86,83	0	0	0	0	0
AKUSERWIS	AKUSERWIS	3.273,05	0	3.273,05	0	0	3.273,05	0
ALFA CER	ALFA CER WIESLAW KWIATKOWSKI	1.573,20	0	1.573,20	0	0	1.573,20	0
4010360725	AUTOMODUS SIA	949,95	0	949,95	0	0	949,95	0
BC SERVIS	BC SERVISS SIA	420,00	0	420,00	0	0	420,00	0
CERAMCO	CERAMCO S.P.A.	3.320,00	0	3.320,00	0	0	3.320,00	0
CERART	CER-ART STUDIO SP.ZO.O.	81.503,30	0	81.503,30	0	0	81.503,30	0
CERKOLOR	CERKOLOR SP.ZO.O.	33.832,89	0	33.832,89	0	0	33.832,89	0
ELA	ELA WYROB FOLII I OPAKOWAN	93,78	0	93,78	0	0	93,78	0
IRYDA	F.B.P.IRYDA Michal Zolnowski	26.842,14	26.842,14	0	0	0	0	0
FERRO SPAI	FERRO SPAIN S.A.	44.182,13	0	44.182,13	0	0	44.182,13	0
0070	FRITTA S.L.	938,00	0	938,00	0	0	938,00	0
GAMMA	GAMMA DUE s.r.l.	5.513,75	0	5.513,75	0	0	5.513,75	0
TECNOFERR	GRUPPO TECNOFERRARI S.p.a.	9.686,71	0	9.686,71	0	0	9.686,71	0
HITO	HITO TECHNICAL INDUSTRIES S.I.	29.913,73	0	29.913,73	0	0	29.913,73	0
373	HOB CERTEC S.R.O.	2.257,25	0	2.257,25	0	0	2.257,25	0
0154	IRIS CERAMICA S.p.A.	5.169,99	0	5.169,99	0	0	5.169,99	0
KERAFRIT	KERAFRIT S.A.	29.635,50	0	29.635,50	0	0	29.635,50	0
492847471	KL DEKOR P.P.H.U	19.200,75	0	19.200,75	0	0	19.200,75	0
MENESTRELO	MENESTRELLO CERAMICHE Sp.a.	6.954,74	0	6.954,74	0	0	6.954,74	0
ROMAN	MONDI PACKAGING WARSAWA SP.Z.O.O.	6.223,20	0	6.223,20	0	0	6.223,20	0
OMX	NASDAQ NORDIC Ltd	15.550,00	3.850,00	11.700,00	0	0	11.700,00	0

ANNEX NO 4


/Translation from the Lithuanian language/

AB Dvarčionių keramika

Preliminary schedule for the settlement of creditors' claims of 13/07/2016, in thousand EUR

	Amounts due to creditors, in thousand EUR	Repayment			
		2017	2018	2019	2020
1	Creditors whose claims are secured by mortgage/pledge	3.000	1.600	624	624
2	II-ranking creditors		500	500	570
3	Creditors' claims of shareholders and related parties				782
	Total:	3.000	2.100	1.124	1.976

AB „Dvarčionių keramika“
 Generalinė direktorė
 Liudmila Subočė



ANNEX NO 5**LIST OF PLEDGED ASSETS**

Name of mortgaged asset, address, unique number, total area
Contractual mortgage code: 01120050018518
Engineering-laboratory building Keramikų g. 2, Vilnius Unique No. 109530034025 Area 2689.15 m2
Ceramic tiles production shop Keramikų g. 2, Vilnius Unique No. 109530034069 Area 12601.74 m2
Artists' workshop Keramikų g. 2, Vilnius Unique No. 109530034074 Area 498.65 m2
Warehouse Keramikų g. 2, Vilnius Unique No. 109530034125 Area 345.74 m2
Production shop Keramikų g. 2, Vilnius Unique No. 109530034136 Area 4544.42 m2
Warehouse Keramikų g. 2, Vilnius Unique No. 109530034147 Area 323.4 m2
Mass preparation shop Keramikų g. 2, Vilnius Unique No. 109530034158


Area 3862 m2
Salt warehouse Keramiku g. 2, Vilnius Unique No. 109530034176 Area 24.64 m2
Auxiliary services unit with household premises Keramiku g. 2, Vilnius Unique No. 109530034180 Area 6366.86 m2
Store with a warehouse Keramiku g. 2, Vilnius Unique No. 109530034303 Area 1119.56 m2
Treatment facilities Keramiku g. 2, Vilnius Unique No. 109530034458 Area 235.17 m2
Control point Keramiku g. 2, Vilnius Unique No. 440000939255 Area 13.21 m2
Transformer station Keramiku g. 2, Vilnius Unique No. 109530034336 Area 145 m2
Gas regulation station Keramiku g. 2, Vilnius Unique No. 109530034325 Area 37 m2
Greenhouse Keramiku g. 2, Vilnius Unique No. 109530034347

Area 364 m2
Water tower Keramikų g.2, Vilnius Unique No. 109530034370 Area-4 m2
Treatment facilities building Keramikų g. 2, Vilnius Unique No. 109530034382 Area 145 m2
Petrol station Keramikų g. 2, Vilnius Unique No. 109530034414 Area 60 m2
Water metering unit Keramikų g.2,Vilnius Unique No. 109530034447 Area 14 m2
Outdoor structures (fence, grounds, gantry) Keramikų g. 2, Vilnius Unique No. 109530034436
Total valuation of mortgaged assets: LTL 26,516,100.00
Contractual pledge code: 01220050018517
1-2 Pecuniary funds All existing and future funds credited on to the Account No. LT12 7300 0100 0064 4696 of the owner of the pledged object, held at AB bank Swedbank, bank code 73000. All existing and future funds credited on to the Account No. LT79 7300 0100 0242 3925 of the owner of the pledged object, held at AB bank Swedbank, bank code 73000.
3. Machinery 415 items of machinery: (hydraulic lifts, mud pumps, ball mills, etc.) situated at Keramikų g. 2, Vilnius, Vilnius City Municipality, according to 3 lists dated 19 September 2005 enclosed, which form an integral part of this bond.
Goods stock Location - Dvarčionių keramika AB
4. Land lease right to 10.6671 ha land plot (basis: State land plot lease agreement No. 384N01/97-14225 of 13 November 1997; Agreement on supplement to the state land plot lease agreement No. K01/2000-23786

<p>of 15 November 2000). Address of the land plot: Keramikų g. 2, Vilnius City Municipality Cadastre No. 0101/0027:130,</p> <p>Unique number of the land plot: 0101 -0027 -0130</p> <p>Area 10.6671 ha</p>
<p>Total valuation of pledged objects: LTL 128,893,623.00</p>
<p>Contractual mortgage code: 02120050011084</p>
<p>Store premises</p> <p>Žemaitės g. 21, Kėdainiai</p> <p>Unique No. 5396500300140005</p> <p>Area 161.06 m</p>
<p>Store premises</p> <p>Partizanų g. 98, Kaunas</p> <p>Unique No. 199730131014</p> <p>Area 1178.02 m2</p>
<p>Outdoor structures (outdoor ground, fence)</p> <p>Partizanų g. 98, Kaunas</p> <p>Unique No. 199730131028</p>
<p>Total valuation of mortgaged assets: LTL 1,595,000.00</p>
<p>Contractual pledge code: 02220050011056</p>
<p>Land lease right to 0.3107 ha land plot (basis: State land plot lease agreement No. N19/99-186 of 24 February 1999). Address of the land plot: Partizanų g. 98, Kaunas City Municipality Cadastre No. 1901/0064:12,</p> <p>Unique No. of the land plot 1901-0064-0012</p> <p>Area 0.3107 ha</p>
<p>Total valuation of pledged objects: LTL 10,000.00</p>
<p>Contractual mortgage code: 03120050008507</p>
<p>Workshop 16E1</p> <p>Šilutės pl. 23, Klaipėda</p> <p>Unique No. 219690094015</p> <p>Area 1131.15 m2</p>

Warehouse 4511ž Šilutės pl. 23, Klaipėda Unique No. 219690094026 Area 45 m2
Warehouse 4611ž Šilutės pl. 23, Klaipėda Unique No. 219690094037 Area 39 m2
Warehouse 4711ž Šilutės pl. 23, Klaipėda Unique No. 219690094048 Area 224 m2
Total valuation of mortgaged objects: LTL 2,100,000.00
Contractual pledge code: 03220050008500
Land lease right to 0.9534 ha land plot (basis: State land plot lease agreement No. N21/2000-0108 of 28 July 2000). Address of the land plot: Šilutės pl. 23, Klaipėda City, Klaipėda City Municipality Cadastre No. 2101/0007:63, Unique No. of the land plot 2101-0007-0063 Area 0.9956 ha
Total valuation of pledged objects: LTL 10,000.00
Contractual mortgage code: 09120050001027
Warehouse Pasvaigės g. 1, Telšiai Unique No. 789380016062 Area 382.50 m2
Total valuation of mortgaged assets: LTL 153,000.00
Contractual pledge code: 09220050001028
Land lease right to 0.0945 ha land plot (basis: State land plot lease agreement No. N78/2001-0624 of 25 June 2001). Address of the land plot: Pasvaigės g. 1, Telšiai town, Telšiai District Municipality Cadastre No. 7868/0011:86, Unique No. of the land plot 7868-0011-0086

Area 0.8364 ha
Total valuation of mortgaged assets: LTL 10,000.00
Contractual mortgage code: 10120050001082
5/100 parts of mechanical workshop 1P2b (marked 11G2p and 11P2p) Aukštaičių g. 3b, Utena Unique No.829600008103 Area 3833.22 m2
Warehouse, marked (1g1p, 2g1p) and 3611pb, marked in the plan 811p Aukštaičių g. 3b, Utena Unique No. 829600008358 Area 137.36 m2
Total valuation of mortgaged assets: LTL 135,000.00
Contractual pledge code: 10220050001083
Land lease right to 0.0972 ha land plot (basis: State land plot lease agreement No. N82/02-0061 of 8 April 2002). Address of the land plot: Aukštaičių g. 3b, Utena Cadastre No. 8270/0011:15, Unique No. of the land plot 8270-0011-0015 Area 0.0972 ha
Total valuation of mortgaged assets: LTL 10,000.00

AB „Dvarčionių keramika“
 Generalinė direktorė
 Liudmila Suboč 

LIST OF REAL ESTATE TO BE SOLD

Place	Name	Market value determined by "Centro kubas" (EUR)	Planned sales price (EUR)
Kėdainiai	Building	5396-5003-0014:0005	52000
Klaipėda	Building - store	2196-9009-4015	975600
	Building - warehouse	2196-9009-4026	
	Building - warehouse	2196-9009-4037	
Utena	Building - mechanical workshop	8296-0000-8103	37700
	Building - warehouse	8296-0000-8358	
Telšiai	Building - warehouse	7893-8001-6062	77900
Vilnius	Support services unit with household premises	1095-3003-4180	1587300
Kaunas	Building - store	1997-3013-1014	884700
	Yard structures	1997-3013-1028	
Vilnius	Low pressure gas pipeline 387 m	1095-3003 4400-2709	3000
	Low pressure gas pipeline 57 m	1095-3003 4400-2709	900
	Medium pressure gas pipeline. 1086.3 m	1095-3003 4400-2709	29200
	Gas control point	4400-0516-3076	5600
	High pressure gas pipeline 1200 m.	4400-0516-3026	30500
	Sewerage pipeline 1546.85 m.	4400-0541-7310	62900
	Water-supply pipeline 1970.75 m.	4400-0541-7374	42800
	Control point	4400-0093-9255	6800
	Store with warehouse	1095-3003-4303	829000
	Viso :		4625900
			4624000

AB „Dvarčionių keramika“
 Generalinė direktorė
 Liudmila Suboč

