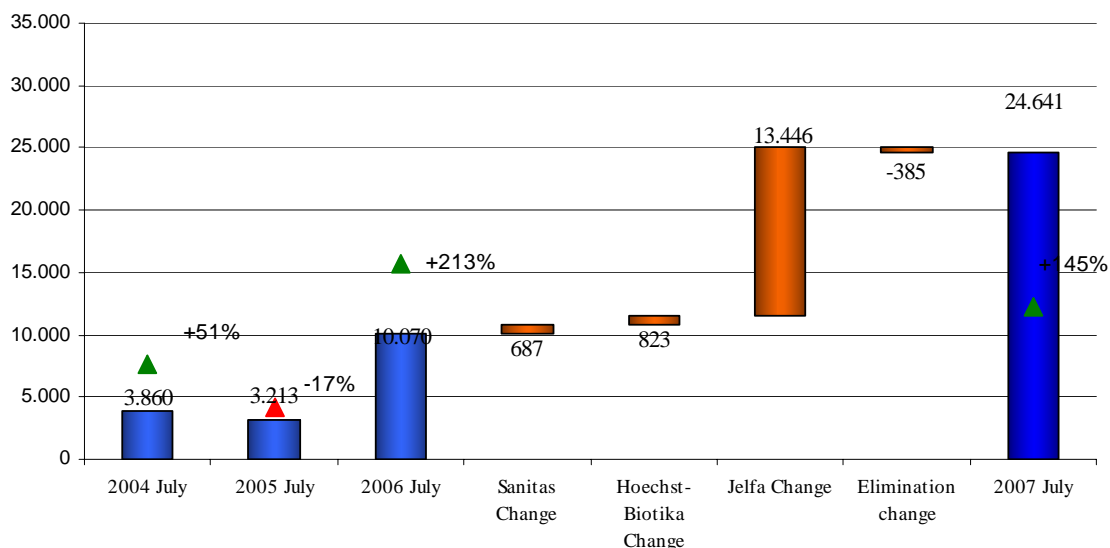


Consolidated Sales


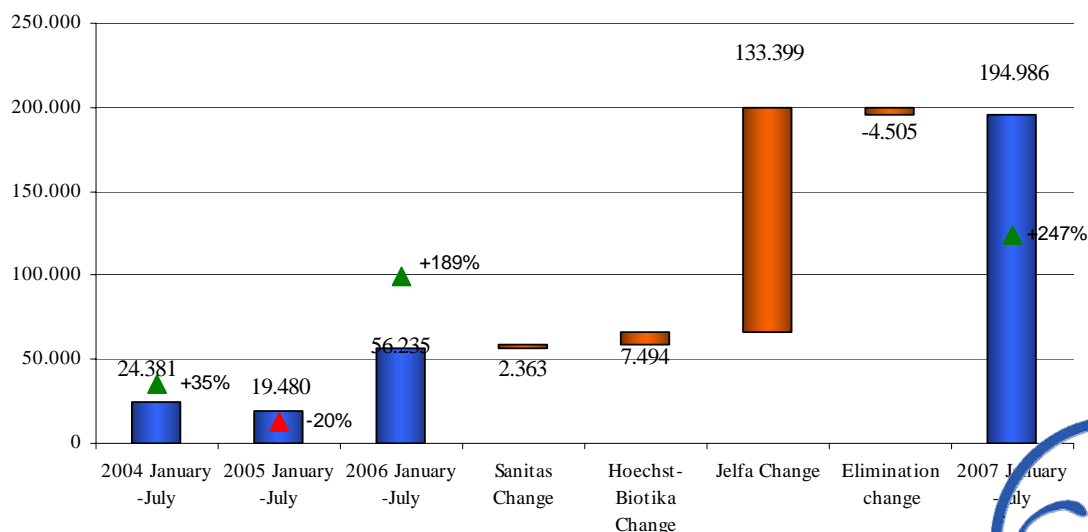
July Sales, LTL '000

	2006 July	2007 July	Change, %
Sanitas	1.826	2.513	37,6%
Hoechst - Biotika	3.081	3.904	26,7%
Jelfa	5.694	19.140	236,1%
Elimination	-531	-916	72,5%
Total:	10.070	24.641	144,7%

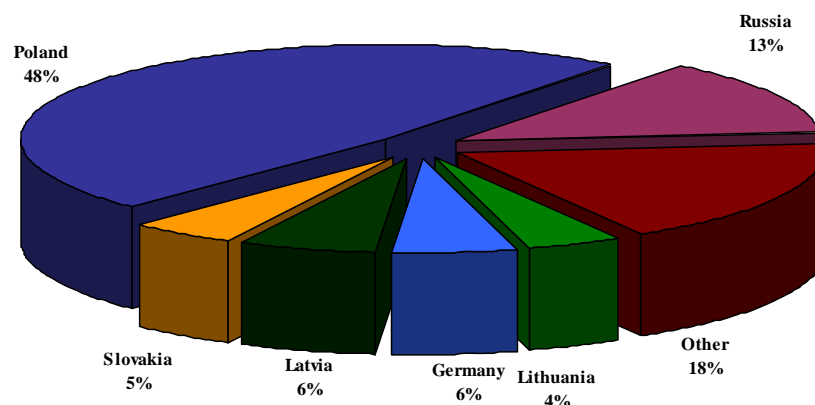


7 months Sales, LTL'000

	2006 January - July	2007 January - July	Change, %
Sanitas	19.384	21.746	12,2%
Hoechst - Biotika	17.606	25.100	42,6%
Jelfa	19.954	153.353	668,5%
Elimination	-709	-5.213	635,8%
Total:	56.235	194.986	246,7%



Consolidated Sales by Regions



Consolidated Sales by Groups

July sales, LTL '000

	Injections	Tablets & capsules	Ointments	Other	Total	Total, %
Sanitas	2.110	324	79	0	2.513	10,2%
Hoechst - Biotika	2.450	1.271	184	0	3.904	15,8%
Jelfa	4.477	6.091	8.495	78	19.140	77,7%
Elimination	-665	0	-252	0	-916	-3,7%
Total	8.372	7.685	8.507	78	24.641	100,0%
Total, %	34,0%	31,2%	34,5%	0,3%	100,0%	

7 months sales, LTL '000

	Injections	Tablets & capsules	Ointments	Other	Total	Total, %
Sanitas	16.561	4.100	1.089	-4	21.746	11,2%
Hoechst - Biotika	12.507	11.419	1.178	-4	25.100	12,9%
Jelfa	34.203	47.659	70.731	760	153.353	78,6%
Elimination	-2.152	-918	-2.143	0	-5.213	-2,7%
Total	61.119	62.260	70.855	752	194.986	100,0%
Total, %	31,3%	31,9%	36,3%	0,4%	100,0%	

