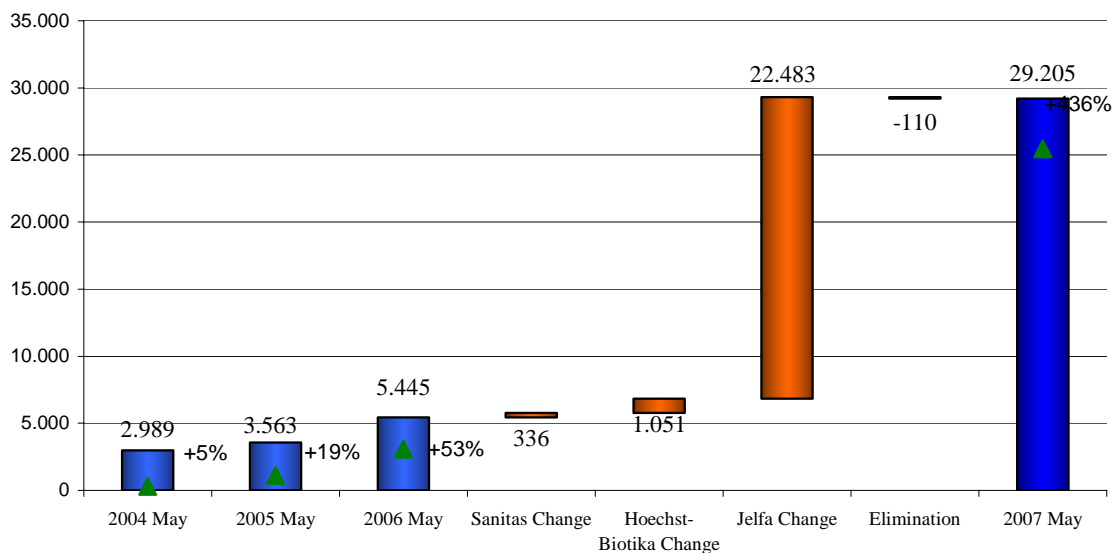


## Consolidated Sales


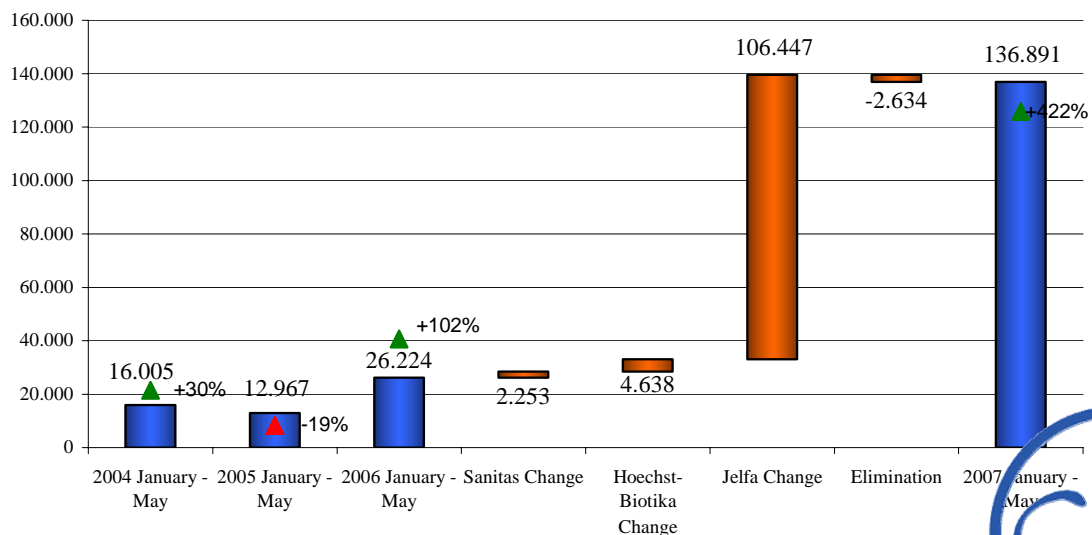
May Sales, LTL '000

|                   | 2006 May     | 2007 May      | Change, %     |
|-------------------|--------------|---------------|---------------|
| Sanitas           | 2.664        | 3.000         | 12,6%         |
| Hoechst - Biotika | 3.081        | 4.132         | 34,1%         |
| Jelfa             | -            | 22.483        | 0,0%          |
| Elimination       | -300         | -410          | 36,6%         |
| <b>Total:</b>     | <b>5.445</b> | <b>29.205</b> | <b>436,4%</b> |

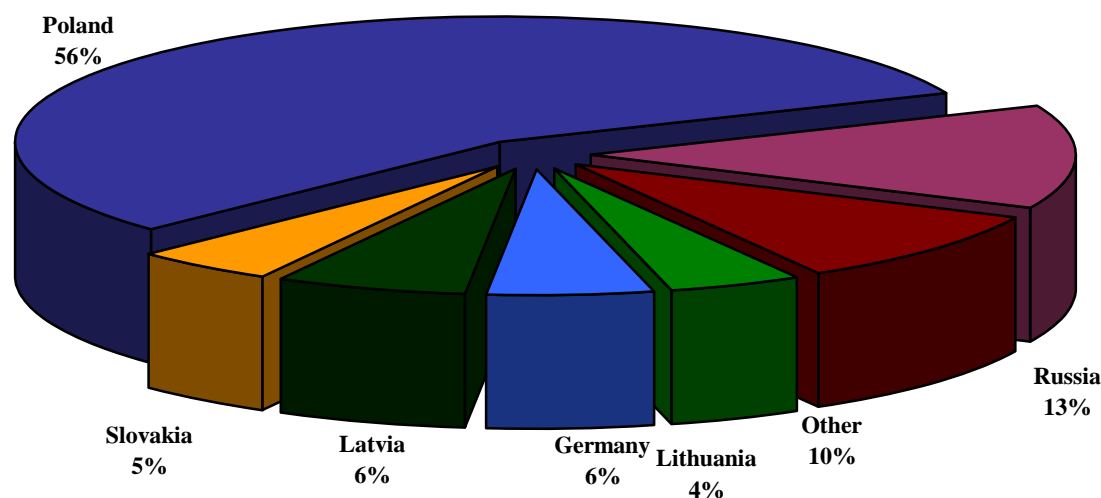


5 months Sales, LTL'000

|                   | 2006 January - May | 2007 January - May | Change, %     |
|-------------------|--------------------|--------------------|---------------|
| Sanitas           | 14.010             | 16.263             | 16,1%         |
| Hoechst - Biotika | 12.586             | 17.224             | 36,8%         |
| Jelfa             | -                  | 106.447            | 0,0%          |
| Elimination       | -373               | -3.043             | 715,8%        |
| <b>Total:</b>     | <b>26.224</b>      | <b>136.891</b>     | <b>422,0%</b> |



## Consolidated Sales by Regions



## Consolidated Sales by Groups

May sales, LTL '000

|                   | Injections   | Tablets & capsules | Ointments     | Other       | Total         | Total, %      |
|-------------------|--------------|--------------------|---------------|-------------|---------------|---------------|
| Sanitas           | 2.344        | 497                | 161           | -3          | 3.000         | 10,3%         |
| Hoechst - Biotika | 2.318        | 1.643              | 170           | 0           | 4.132         | 14,1%         |
| Jelfa             | 2.708        | 8.040              | 11.643        | 92          | 22.483        | 77,0%         |
| Elimination       | -279         | -60                | -71           | 0           | -410          | -1,4%         |
| <b>Total</b>      | <b>7.091</b> | <b>10.121</b>      | <b>11.903</b> | <b>90</b>   | <b>29.205</b> | <b>100,0%</b> |
| <b>Total, %</b>   | <b>24,3%</b> | <b>34,7%</b>       | <b>40,8%</b>  | <b>0,3%</b> | <b>100,0%</b> |               |

5 months sales, LTL '000

|                   | Injections    | Tablets & capsules | Ointments     | Other       | Total          | Total, %      |
|-------------------|---------------|--------------------|---------------|-------------|----------------|---------------|
| Sanitas           | 12.117        | 3.357              | 792           | -3          | 16.263         | 11,9%         |
| Hoechst - Biotika | 8.551         | 7.851              | 817           | 5           | 17.224         | 12,6%         |
| Jelfa             | 23.589        | 34.210             | 48.042        | 605         | 106.447        | 77,8%         |
| Elimination       | -1.310        | -918               | -815          | 0           | -3.043         | -2,2%         |
| <b>Total</b>      | <b>42.947</b> | <b>44.500</b>      | <b>48.836</b> | <b>607</b>  | <b>136.891</b> | <b>100,0%</b> |
| <b>Total, %</b>   | <b>31,4%</b>  | <b>32,5%</b>       | <b>35,7%</b>  | <b>0,4%</b> | <b>100,0%</b>  |               |

