



Presentation of the Company's performance and results Q1 2017

Lietuvos Energijos Gamyba, AB (LEG)

Eglė Čiužaitė
15/05/2017Vilnius

Content

About the Company

Most significant events in Q1 2017

Market overview

Company's performance indicators

Company's financial results

A glimpse into the future

Your questions

Planned duration:
20 min + Your questions



Presented by

EGLĖ ČIUŽAITĖ

Chairwoman of the Board
and CEO



Moderated by

VALENTAS NEVIERA

Head of Communication

LEG provides services that are necessary for the energy system security



ELEKTRĖNAI COMPLEX

Production of electricity and heat

System services
(main – tertiary reserve),
strategic reserve



KRUONS PSHP

Commercial production of electricity

System services
(main – secondary reserve)



KAUNAS A. BRAZAUSKAS HPP

Commercial production of electricity

System services

Capitalization
31/03/2017

€ 405
million



Shareholder structure

96.75% - Lietuvos Energija, UAB
3.25% - minority shareholders

Minority shareholders
– more than

5 900

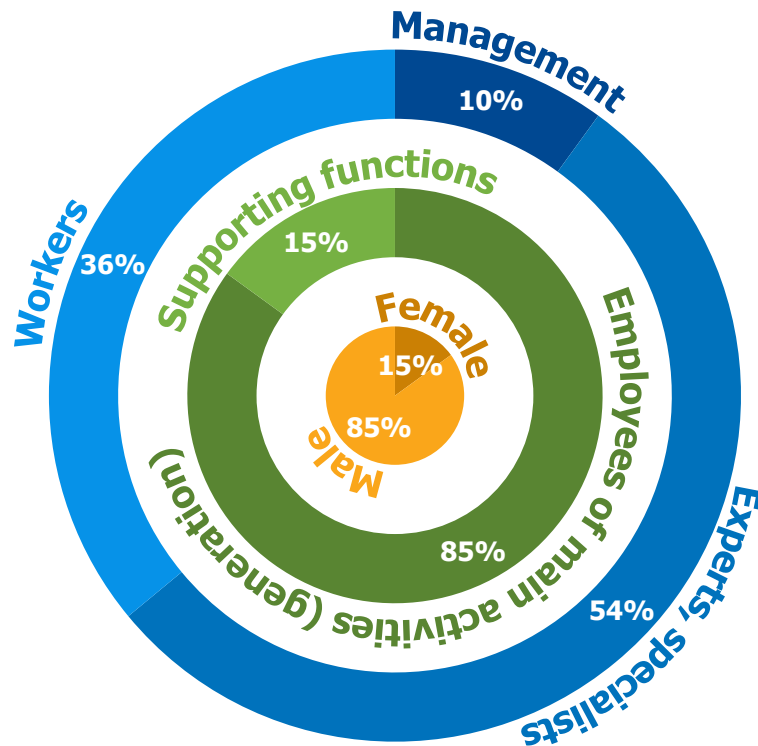
LEG – reliable and modern company, important part of Lietuvos Energija Group



LEG starts the chain of service value of Lietuvos Energija Group of companies



LEG has 404 high competence **employees** in total



Management system of LEG is in line with the highest standards of Corporate governance practices

SUPERVISORY BOARD



M. Keizeris
Chairman

D. Tučkus
Member

P. Vilkas
Ind. member

MANAGEMENT BOARD



E. Čiužaitė
Chairwoman

D. Kucinas
Member

M. Kvekšas
Member

M. Gražys
Member

Most significant events in Q1 2017



6

January

7th unit was activated for the test of tertiary reserve services provision



25

January

Start of the decommissioning project of units 5 and 6



1

March

Renewal of the organizational structure of LEG



8

March

First technical maintenance services for external clients



24

March

Decision to pay dividends for the six-month period ended 31 December 2016



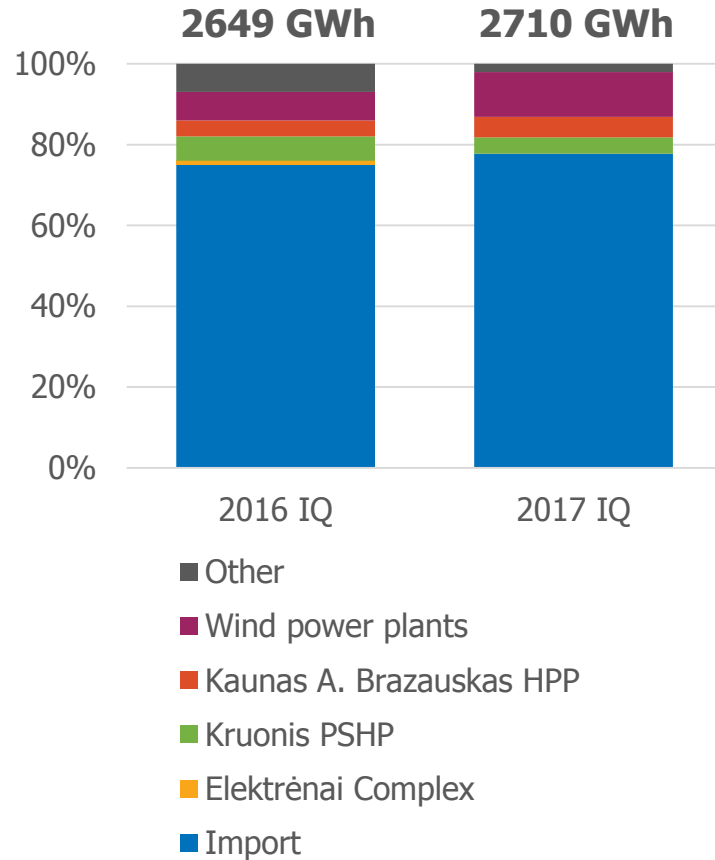
31

March

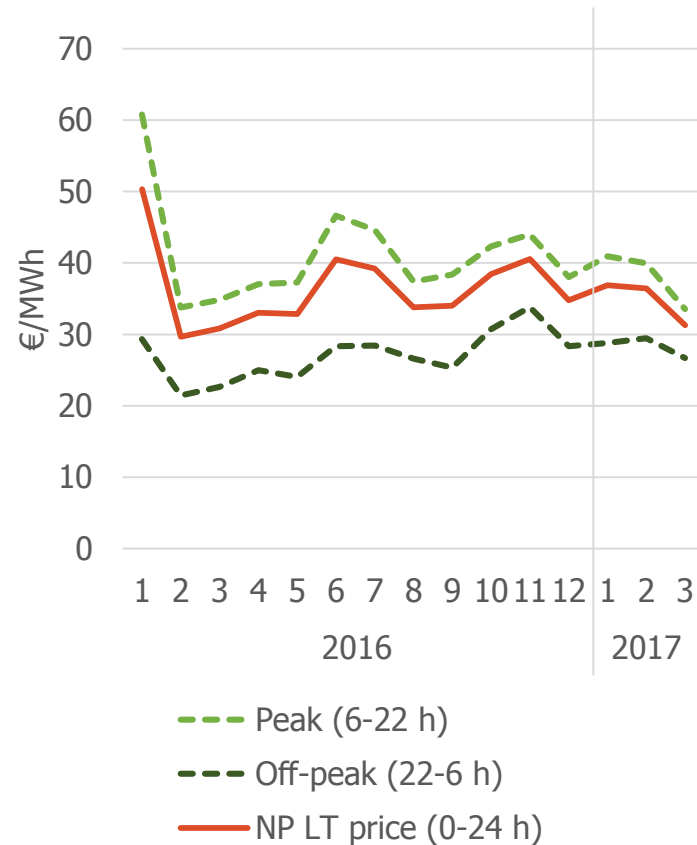
Finish of the decommissioning project of units 1 and 2

Market overview: LEG power plants face high competition

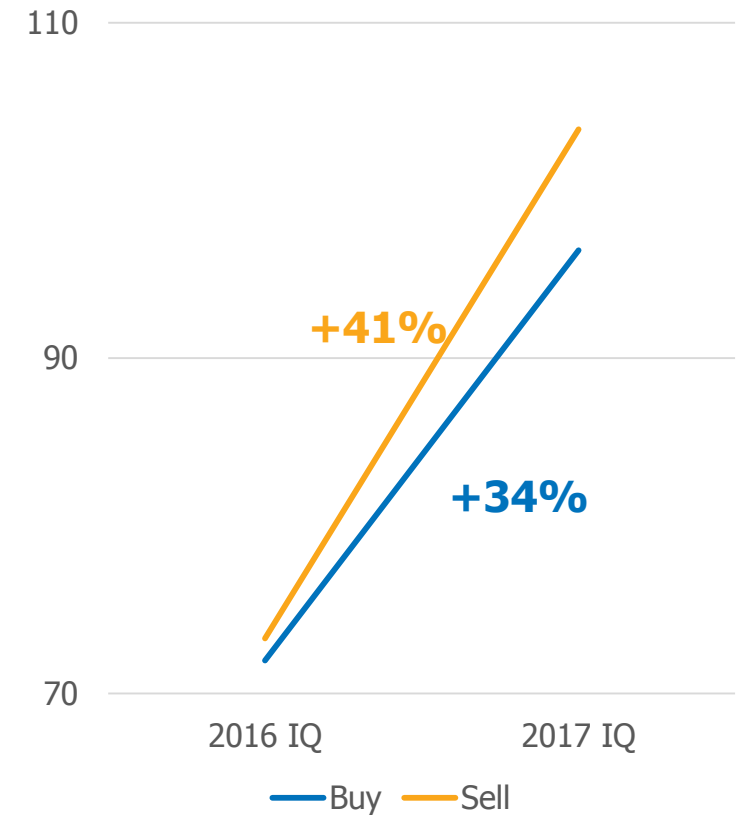
Electricity balance in Lithuania,
% of full demand



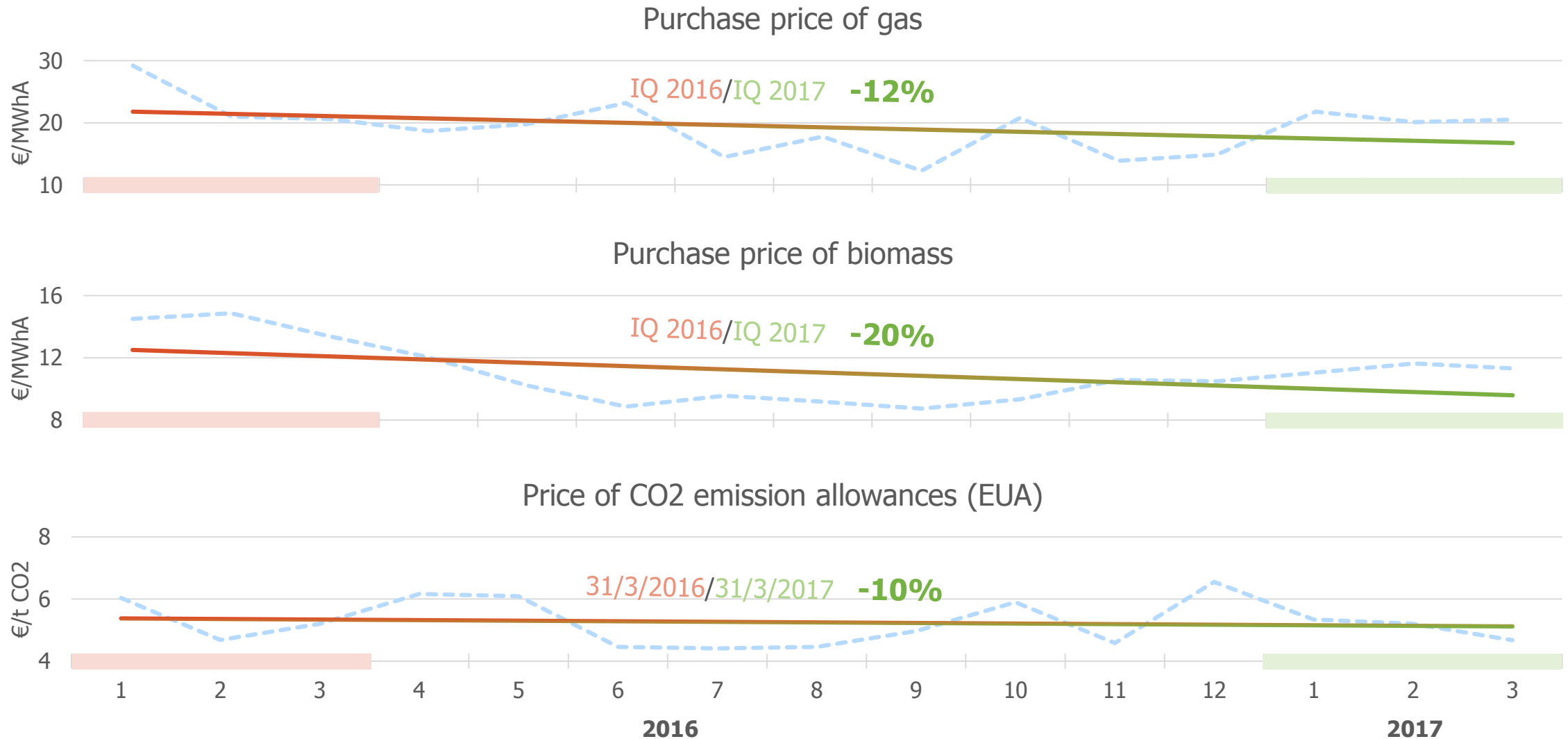
Wholesale electricity prices in
NP Lithuania price zone



Intraday trading volumes in
the Baltic countries, GWh

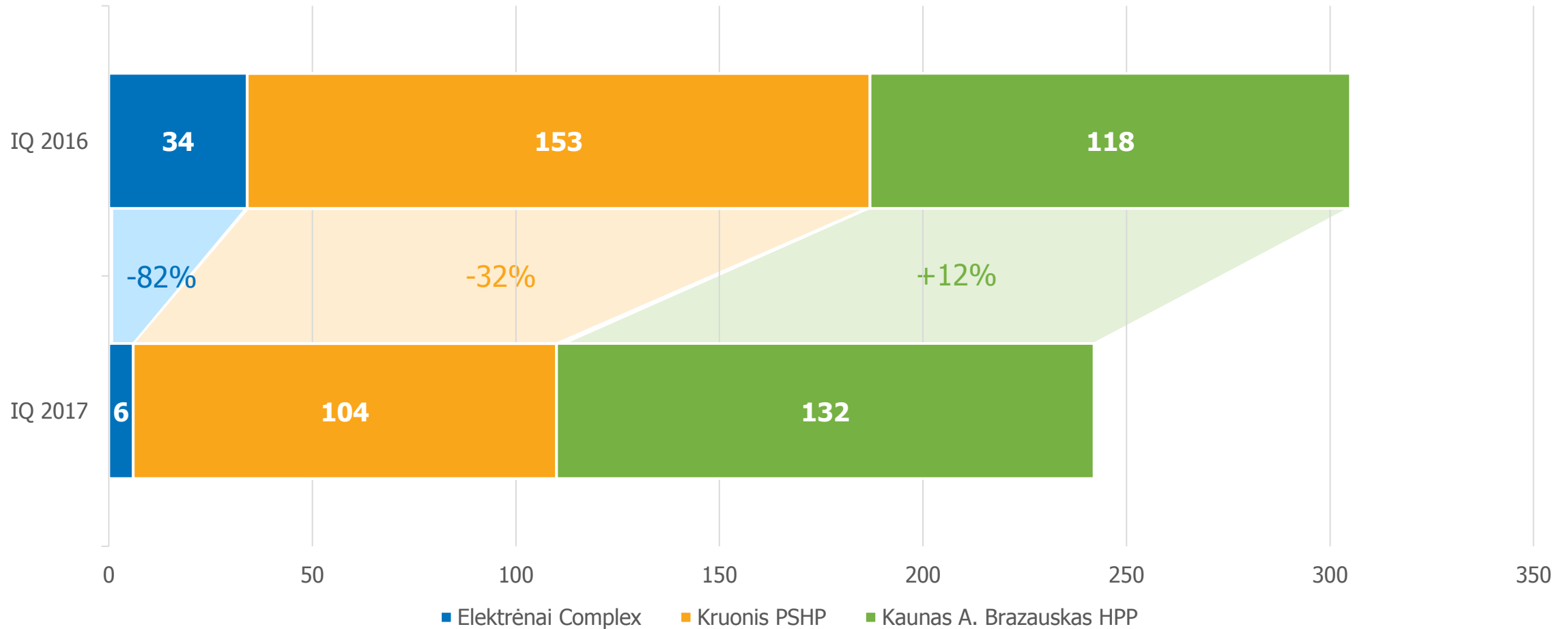


Market overview: prices of materials decreased, as well as pollution taxes



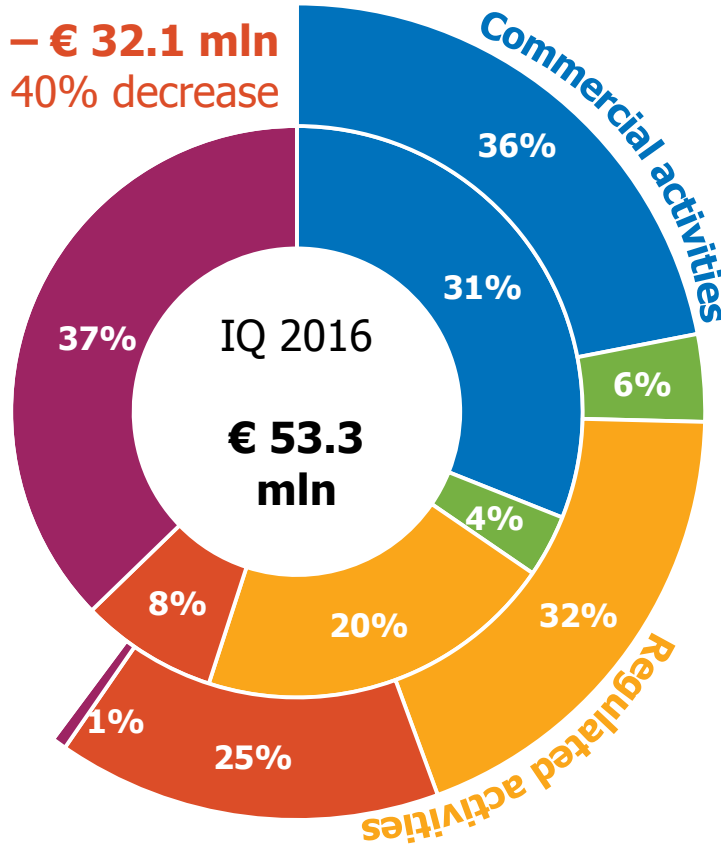
More production at Kaunas hydro power plant, less operation of other plants

Generation of LEG power plants, GWh



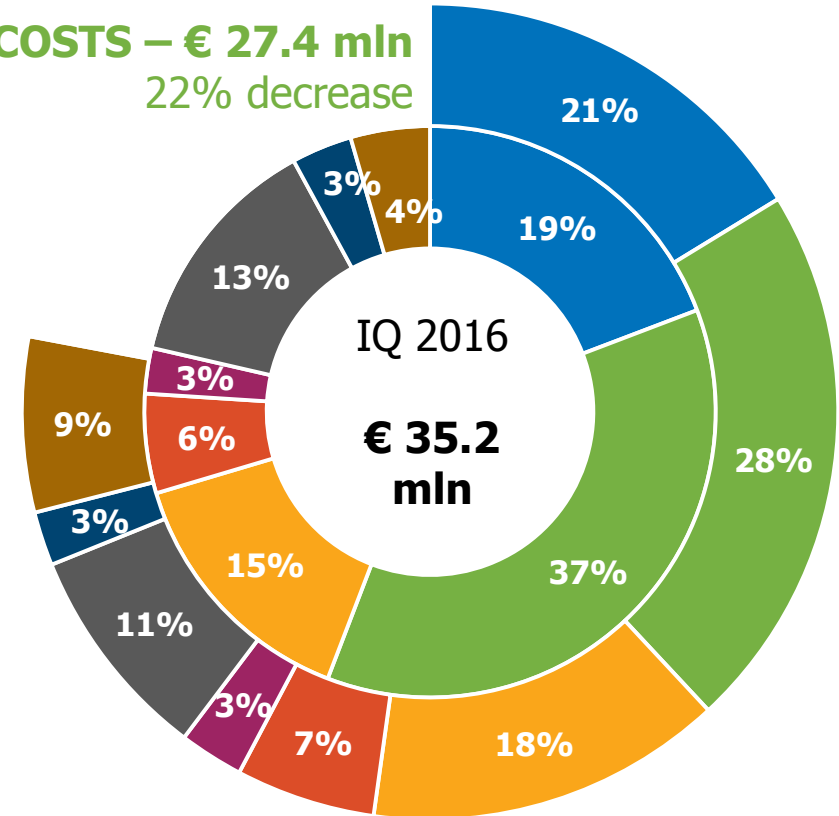
Decrease in revenue – in line with effective costs' control

IQ 2017 REVENUE – € 32.1 mln
40% decrease



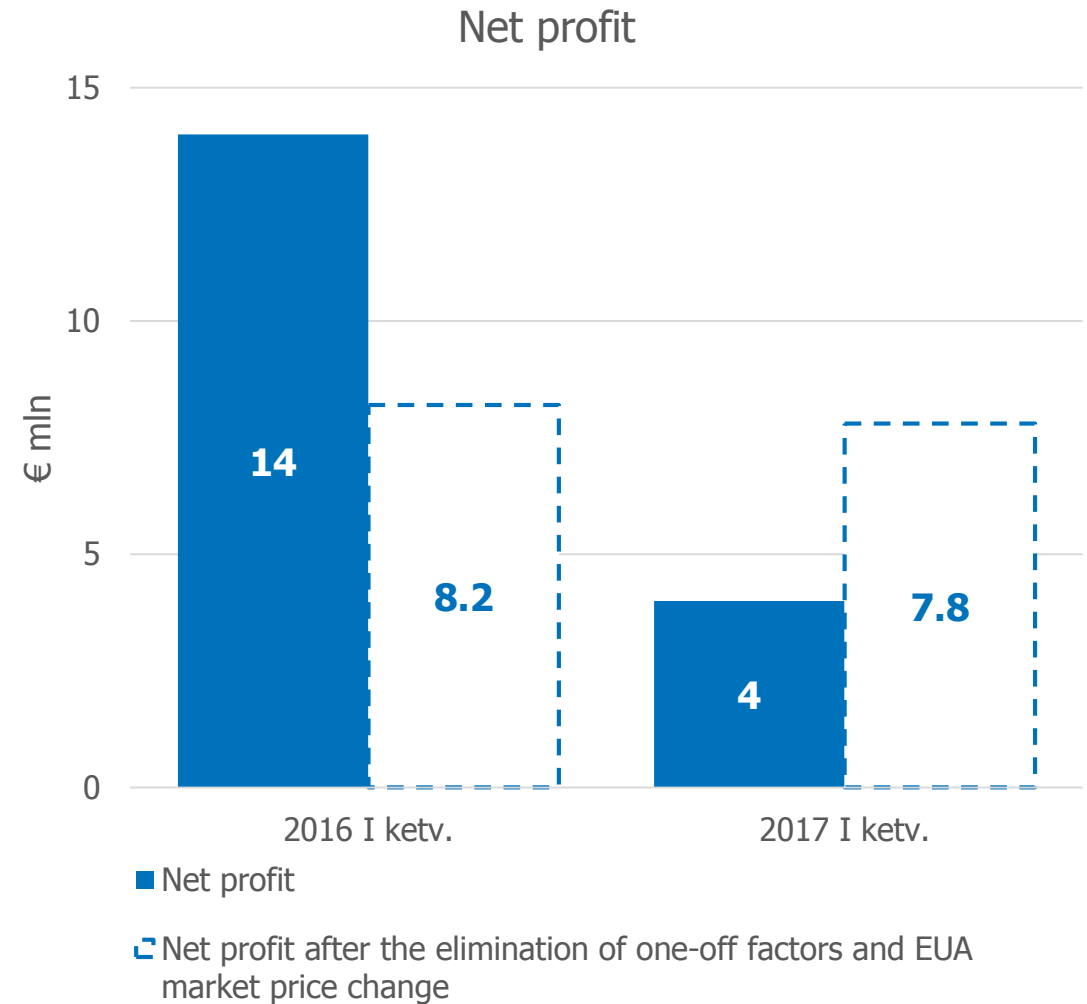
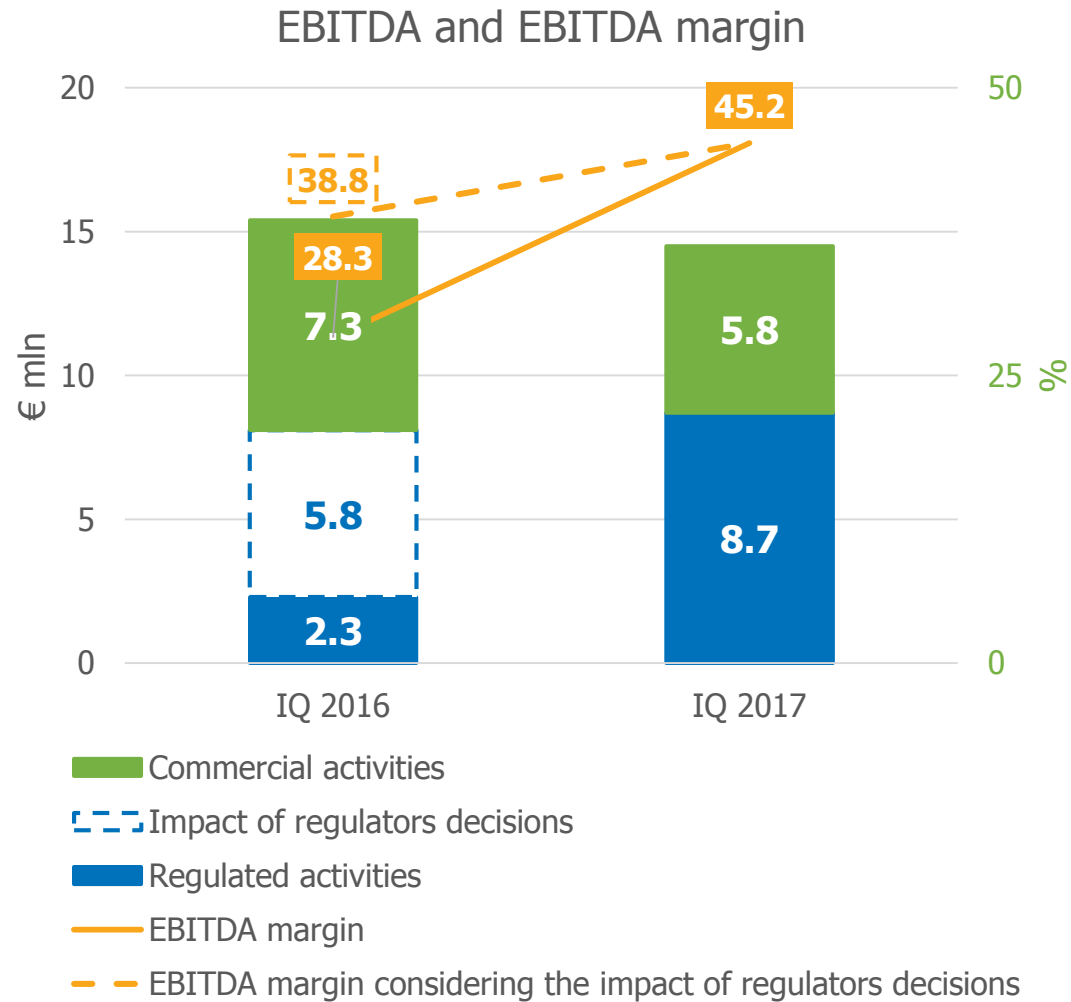
- Revenue of sales of electricity energy and related services
- Revenue of sales of heat production
- Revenue of sales of capacity reserve services
- Subsidies for strategic reserve
- Revenue from other operations

IQ 2017 COSTS – € 27.4 mln
22% decrease



- Purchases of electricity or related services
- Gas, biomass and heavy fuel expenses
- Depreciation and amortisation
- Wages and salaries and related expenses
- Repair and maintenance expenses
- Emission allowance revaluation expenses
- Reversal of impairment of other non-current assets
- Other expenses

Profitability of main activities increased



A glimpse into the future: long-term perspective

**Efficiency of
main activities**



**Decommissioning
projects**



**Investment
projects**



**New
services**



A glimpse into the future: things to follow in II-IIIQ 2017

Reserve services for 2018:

- Regulation lags behind the market needs, therefore tertiary reserve auctioning for 2018 remains unclear,
- Demand of strategic reserve?

Kruonis PSHP Unit 5:

- Public discussion on development perspectives to be initiated

Compensation from Alstom:

- No official information received

Disputes with the regulator started in 2014-2015:

- Several court decisions are expected

Changes in management:

- New member of the board in June 2017

A glimpse into the future: good news spring



More production:

Flood in river Nemunas, generation in Elektrėnai (by CCGT)



Informing more frequently:

Preliminary results – every month

Nasdaq
 NASDAQ.
 MORE SUSTAINABLE MARKETS.

120.75 (-0.58%) • OMX Riga 828.34 (-0.66%) • OMX Vilnius 566.66 (-0.27%) • PRFIT 0.380 EUR (+2.43%) • SAB1L 0.488 EUR (-0.41%) • LHV1T 9.600 EUR (-0.31%) • TELTL 0.915 EUR (-1.1%)

Pranešimai

Data	Rinka	Bendrovė	Naujienos	Kalba
2017.05.15 09:55	VLN	Lietuvos energijos gamyba	Dėl „Lietuvos energijos gamyba“, AB, valdybos nario atsistatydinimo	EN
2017.05.15 08:42	VLN	Lietuvos energijos gamyba	Priminimas „Lietuvos energijos gamyba“, AB, 2017 m. pirmojo ketvirčio finansinių rezultatų pristatymas internetiniame seminare	EN
2017.05.09 09:00	VLN	Lietuvos energijos gamyba	Dėl žiniasklaidoje pasirodžiusios informacijos	EN
2017.05.08 16:00	VLN	Lietuvos energijos gamyba	Kvietimas į „Lietuvos energijos gamyba“, AB, 2017 m. pirmojo ketvirčio finansinių rezultatų pristatymą internetiniame seminare	EN
2017.04.28 16:00	VLN	Lietuvos energijos gamyba	Preliminariūs „Lietuvos energijos gamyba“, AB, 2017 m. trijų mėnesių rezultatai: daugiau gamino hidroelektrinė, didesnis pagrindinės veiklos pelningumas	EN
2017.04.19 17:52	VLN	Lietuvos energijos gamyba	Dėl teismo priėmto sprendimo	EN
2017.03.24 09:55	VLN	Lietuvos energijos gamyba	„Lietuvos energijos gamyba“, AB, 2016 metų metinė informacija Attachments: [PDF]	EN
2017.03.24 09:50	VLN	Lietuvos energijos gamyba	Dėl „Lietuvos energijos gamyba“, AB, esminio visuotinio akcininkų susirinkimo sprendimų Attachments: [PDF], [PDF]	EN
2017.03.09 16:15	VLN	Lietuvos energijos gamyba	Dėl „Lietuvos energijos gamyba“, AB, stebėtojų tarybos sprendimų	EN
2017.03.08 08:41	VLN	Lietuvos energijos gamyba	Dėl teismo priėmto sprendimo	EN

Nauja paieška
 Bendrovė: Lietuvos energijos gamyba
 Rinka: Baltijos rinka
 Baltijos Reguluojama rinka
 Baltijos Alternatyvioji rinka First North
 Periodo pradžia: 1996.05.31
 Periodo pabaiga: 2017.05.15
 Raktinis žodis: [input]
 Paieška



Thank You!

**Your
questions?**