

**JOINT STOCK COMPANY
„KURZEMES ATSLĒGA 1”**

REGISTRATION NUMBER 4003044007

**ANNUAL REPORT FOR THE YEAR ENDED
31 DECEMBER 2017**

The annual report was approved by the general shareholders' meeting on __ April 2018

Aizpute 2018

CONTENTS


Balance Sheet	3
Income Statement	5
Statement of Cash Flows	6
Statement of Changes in Equity	7
Notes to the Financial Statements:	8
Statement about management liability	26
Management Report	27

BALANCE SHEET

ASSETS	Note	31.12.2017 EUR	31.12.2016 EUR
I. Non-current assets			
I. Intangible assets			
1 Concessions, patents, licences, trademarks and similar rights		0	0
Total intangible assets	4	0	0
II. Property, plant and equipment			
1 Land, buildings and engineering constructions		510 393	525 420
2 Technological equipment and machinery		64 754	80 579
3 Other property, plant and equipment		8 878	9 054
4 Construction in progress		5 822	5 822
Total property, plant and equipment	5	589 847	620 875
Total non-current assets		589 847	620 875
II. Current assets			
I. Inventories			
1. Raw materials and consumables	6	384 903	399 772
2. Work in progress		283 987	320 142
3. Finished goods	7	89 067	108 850
4 Advance payment for goods	8	22 014	37 157
Total inventories		779 971	865 921
II. Receivables			
1 Trade receivables	9	201 034	146 759
2 Other receivables	10	50 613	15 016
Total receivables		251 647	161 775
III. Cash			
	11	43 597	16 559
Total current assets		1 075 215	1 044 255
Total assets		1 665 062	1 665 130

The accompanying notes on pages 8. to 25. are an integral part of these financial statements.

Chairman of the Board



Pēteris Frīdenbergs

Member of the Board



Aldis Ozols

Member of the Board



Aiga Ozola

Chief Accountant




Irēna Burve

BALANCE SHEET

EQUITY AND LIABILITIES	Note	31.12.2017 EUR	31.12.2016 EUR
I. Equity			
1 Share capital	12	1 285 401	1 285 401
2 Reserves			
a) Share capital reserve		21 000	21 000
b) Revaluation reserve		0	22 193
3 Retained earnings for the previous year	13	72 895	301 360
4 Retained earnings for the year		21 620	-228 465
Total equity		1 400 916	1 401 489
II. Liabilities			
I. Non-current liabilities			
1 Deferred tax		0	57 148
Total non-current liabilities		0	57 148
III. Current liabilities			
1 Bank loan	14	54 822	34 229
2 Advances received from customers	15	5 324	7 695
3 Trade payables	16	92 901	64 187
4 Amounts payable to associated companies	17	7 206	14 131
5 Taxes payable	18	31 289	19 442
6 Other payables	19	26 605	25 600
7 Accrued liabilities	20	45 999	41 209
Total current liabilities		264 146	206 493
Total liabilities		264 146	263 641
Total equity and liabilities		1 665 062	1 665 130

The accompanying notes on pages 8. to 25 are an integral part of these financial statements.

Chairman of the Board



Pēteris Frīdenbergs

Member of the Board



Aldis Ozols

Member of the Board



Aiga Ozola

Chief Accountant


Irēna Burve

INCOME STATEMENT

	Note	2017 EUR	2016 EUR
1 Revenue	21	1 840 988	1 508 226
b) from other type of economic activities		1 840 988	1 508 226
2 Cost of sales	22	-1 759 631	-1 611 876
3 Gross profit		81 357	-103 650
4 Distribution costs	23	-63 556	-55 086
5 Administrative expenses	24	-86 340	-81 470
6 Other operating income	25	72 055	40 800
7 Other operating expense	26	-37 294	-31 382
8 Interest payable and similar expense:			
a) to other persons	27	-1 750	-1 554
9 Profit or loss before tax		-35 528	-232 342
11 Profit or loss after tax		-35 528	-232 342
12 Deferred tax income		57 148	3 877
12 Profit or loss for the year		21 620	-228 465
13 Profit (loss) per share (EPS)		0.024	-0.249

The accompanying notes on pages 8. to 25. are an integral part of these financial statements.

Chairman of the Board



Pēteris Frīdenbergs

Member of the Board



Aldis Ozols

Member of the Board



Aiga Ozola

Chief Accountant



Irēna Burve

STATEMENT OF CASH FLOWS

(indirect method)

	2017 EUR	2016 EUR
I. Cash flows from operating activities		
1. Profit or loss before tax	-35 528	-232 342
Adjustments for:		
a) Depreciation of property, plant and equipment	34 097	52 497
b) Write-down of intangible assets	0	0
d) Profit or loss from foreign currency exchange rate fluctuations	4 190	-1 378
e) Losses from the liquidation of property, plant and equipment	-22 193	0
f) Subsidies, grants, gifts and donations received	0	0
i) Interest payable and similar expenses	1 745	1 332
2. Profit or loss before adjustments in the balances of current assets and short-term liabilities	-17 689	-179 891
Adjustments for:		
a) Increase/ decrease in trade receivables	-89 872	78 199
b) Increase/ decrease in inventories	85 950	39 296
c) Increase/ decrease in trade and other payables	37 060	13 033
3. Cash generated from operations	15 449	-49 363
4. Interest paid	-1 745	-1 332
5. Expenses for corporate income tax payments	0	0
6. Net cash generated from operating activities	13 704	-50 695
II. Cash flows from investing activities		
3. Purchases of property, plant and equipment and intangible assets	-3 069	-16 487
4. Proceeds from disposal of property, plant and equipment and intangible assets	0	0
9. Net cash used in investing activities	-3 069	-16 487
III. Cash flows from financing activities		
3. Loans received	20593	-5096
7. Net cash used in financing activities	20 593	-5 096
IV. Foreign currency exchange rate fluctuations	-4 190	1 378
V. Net cash flows in the reporting year	27 038	-70 900
VI. Cash and cash equivalents at the beginning of the year	16 559	87 459
VII. Cash and cash equivalents at the end of the reporting year	43 597	16 559

The accompanying notes on pages 8. to 25. are an integral part of these financial statements.

Chairman of the Board
Member of the Board
Member of the Board
Chief Accountant


Pēteris Frīdenbergs
Aldis Ozols
Aiga Ozola
Irēna Burve

STATEMENT OF CHANGES IN EQUITY

	2017	2016
	EUR	EUR
I. Share capital		
1 Amount indicated in the balance sheet of the previous year	1 285 401	1 285 401
4 Amount indicated at the end of the period in the balance sheet of the financial year	1 285 401	1 285 401
V. Reserves		
1 Amount indicated in the balance sheet of the previous year	43 193	43 193
2 Reserves increased through the share capital	-22 193	0
3 Amount indicated at the end of the period in the balance sheet of the financial year	21000	43193
VI. Retained earnings		
1 Amount indicated in the balance sheet of the previous year	72 895	301 360
2 Increase/decrease in retained earnings	21620	-228465
3 Amount indicated at the end of the period in the balance sheet of the financial year	94515	72895
VII. Equity		
1 Amount indicated in the balance sheet of the previous year	1 401 489	1 629 954
2 Amount indicated at the end of the period in the balance sheet of the financial year	1400916	1401489

The accompanying notes on pages 8. to 25. are an integral part of these financial statements.

Chairman of the Board



Pēteris Frīdenbergs

Member of the Board



Aldis Ozols

Member of the Board



Aiga Ozola

Chief Accountant



Irēna Burve

NOTES TO THE FINANCIAL STATEMENTS

General information

Name of the company	Stock Company "KURZEMES ATSLĒGA 1"	
Legal form of the company	Stock Company	
Registration number, place and date of registration	40003044007, Riga, November 29. 1991	
Re-registration in Commercial Register	40003044007, Riga, on 11 .June 2004	
Legal address	27 Kalvenes str.,Aizpute,, LV-3456	
Board until 11.05.2017	<i>Agris Kārklīņš</i>	Chairman of the Board
	<i>Ieva Niedoliņa</i>	Member of the Board
	<i>Aldis Ozols</i>	Member of the Board
Board until 11.05.2017	<i>Agris Kārklīņš</i>	Chairman of the Board
	<i>Aldis Ozols</i>	Member of the Board
	<i>Agris Rastihins</i>	Member of the Board
Board from 21.07.2017	<i>Pētris Frīdenbergs</i>	Chairman of the Board
	<i>Aldis Ozols</i>	Member of the Board
	<i>Aiga Ozola</i>	Member of the Board
Council	<i>Guntars Stekjānis</i>	Chairman of the Council
	<i>Voldemārs Magone</i>	Member of the Council
	<i>Rolands Līvmanis</i>	Member of the Council
	<i>Jānis Kārklīņš</i>	Member of the Council
	<i>Irēna Burve</i>	Member of the Council
Major shareholders as at 31.12.2017	<i>JSC "Kurzemes atslēga"</i>	48.4%
	<i>Wiederhold Oliver Kai</i>	17.3%
	<i>SIA "Aizputes atslēgas"</i>	8.5%
	<i>SIA "Gutta"</i>	6.8%
	<i>Others</i>	19.0%
LEI code	529900VBOFPKLRG9DL23	
Economic activity	25.72 production of locks and hinges	
Financial year	01.01.2017	31.12.2017
Auditor	MARIJA JANSONE Certified Auditor of the Republic of Latvia Certificate No. 25	LLC "NEXIA AUDIT ADVICE" 9-3 Grečinieku Street, Riga Latvia, LV – 1050 Reg.No. 40003858822 Licence No.134

Notes to the Financial Statements (*continued*)Basis of preparation

The financial statements of the Company have been prepared in accordance with the Law on Accounting, Law on Annual Reports and Consolidated Annual Reports, Regulations No.775 of 22.12.2015. issued by the Cabinet of Ministers of the Republic of Latvia "Enforcement policies of the Law on Annual Reports and Consolidated Annual Reports".

The financial statements are prepared on a historical cost basis. The monetary unit used in the financial statements is Euro (EUR), the monetary unit of the Republic of Latvia. Company's accounting and evaluation methods haven't changed compared with previous reporting period.

The income statement is classified by function of expense. Due to changes in laws and regulations - Law On Annual Reports lapsed on 1 January 2016 and Law on Annual Reports and Consolidated Annual Reports entered into force - classification name of the income statement has changed, replacing the name "by turnover cost method" with "classified according to the function of expenses". Contents and nature of the items does not change due to the change in the name.

Accounting principles applied

Items of the financial statements have been evaluated according to the following accounting principles:

- a) assumption, that a Company is a going concern;
- b) the same evaluation methods are used as in the previous reporting year;
- c) evaluation is made with proper precaution:
 - the report includes profit that was acquired till the date of the statement of financial position;
 - all foreseeable risk amounts and losses that incurred during the reporting year or in the previous years have been taken into account even if they have been found out in the period between the date of statement of financial position and the date, when annual report was signed;
 - all impairments and depreciation amounts have been calculated and taken into account regardless of whether the reporting year is finished with profit or loss;
- d) income and expenses related to the reporting year are taken into account regardless of the date of payment and the date of invoice receipt or issue. Expenses are reconciled with incomes in the reporting year;
- e) - assets and liabilities items are evaluated separately;
- f) opening balances of the reporting year match closing balances of the previous year;
- g) all the items, that significantly affect assessment and decision-making of the users of the annual report, are disclosed, non-significant items have been combined and the details are disclosed in the notes;
- h) business transactions are disclosed in the annual report, taking into account its economic contents and nature rather than legal form;
- i) balance sheet and income statement items are stated at the cost of acquisition or production. The cost of acquisition is the purchase price of goods or services (less any discounts granted) plus any extra costs related to the purchase. The cost of production is the cost of acquiring raw materials and consumables and other expenses that are directly attributable to the construction of the asset. The cost of production may also include portions of expenses that are indirectly related to the construction of the asset, provided these costs are attributable to the same period.

Reporting period

The financial statements cover the period from 01.01.2017 till 31.12.2017

Use of estimates

The preparation of financial statements requires management to make estimates and assumptions that affect the reported amounts of assets, liabilities, income and expense and disclosure of contingencies. Future events occur may cause the assumptions used in arriving at the estimates to change. The effect of any changes in estimates will be recorded in the financial statements when it's determinable.

Contingencies

Contingent liabilities are not recognised in these financial statements. They are disclosed unless the possibility of an outflow of resources embodying economic benefits is remote. A contingent asset is not recognised in these financial statements but disclosed when an inflow of economic benefits is probable.

Currency and foreign currency revaluation

The functional currency of the Company and monetary unit used in the financial statements is euro (EUR), the monetary unit of the Republic of Latvia. All transactions in the foreign currency are revaluated to euro according to the Euro foreign exchange reference rates set by the European Central Bank, which is in force at the beginning of the day of business transaction. Monetary assets and liabilities denominated in foreign currencies are translated into euro according to the foreign exchange reference rate in force on the last day of the reporting year.

Foreign exchange gains and losses resulting from the settlement of foreign currency transactions or on reporting of assets and liabilities using the exchange rates that differ from the initial transaction accounting rates are recognized in the income statement in net value.

	31.12.2017	31.12.2016
USD	1,1993	1,05410

Non-current and current items

Amounts presented in long-term items are the amounts with the maturity term for receipt, payment or write-off coming into effect more than a year after the end of the respective reporting year. Amounts receivable, payable or to be written-off within a year are presented as short-term items.

Related parties

Related parties are defined as Company's shareholders, board members (key management personnel) and entities that have the ability to control the Company or exercise significant influence over the Company in making financial and operating decisions and close members of the families of any individual referred to previously and entities over which these persons exercise significant influence or control.

Related parties are defined also as entities in which the Company has significant influence or control.

Intangible assets and property, plant and equipment

Intangible assets and property, plant and equipment are initially measured at cost.

Property, plant and equipment are recognized as non-current assets if their acquisition cost exceeds 70 euros. Purchases under 70 euros are recognised as low-value inventory.

The cost of an item of property, plant and equipment comprises its purchase price, including import duties and nonrefundable purchase taxes, any costs directly attributable to bringing the asset to the location and condition necessary for it to be capable of operating in the manner intended by management.

Only rights acquired in exchange for consideration are indicated in the item "Concessions, patents, licenses, trademarks, and similar rights".

Intangible assets and property, plant and equipment are stated at cost less accumulated depreciation. Depreciation on assets is calculated using the straight-line method to allocate their cost to their residual values over their estimated useful lives, as follows:

<i>Intangible assets:</i>		
Computer software etc.	20	%
<i>Property, plant and equipment</i>		
Buildings and construction	2	%
Transmission equipment	5	%
Technological plant and machinery	10,14.3	%
Vehicles	14.3	%
Other fixed assets and equipment	20,10	%

Depreciation is calculated starting with the following month after the intangible asset or property, plant and equipment is ready for intended use. Land is not depreciated. Each part of an item of property and equipment with a cost that is significant in relation to the total cost of the item is depreciated separately. To the extent that the Company depreciates separately some parts of property and equipment, it also depreciates separately the remainder of the item. The remainder consists of the parts that are individually insignificant. The depreciation for the remainder is determined using approximation techniques to faithfully represent its useful life.

The carrying values of property and equipment are reviewed for impairment when events or changes in circumstances indicate the carrying value may not be recoverable. If any such indication exists and where the carrying values exceed the estimated recoverable amount, the assets or cash-generating units are written down to their recoverable amount. The recoverable amount of property and equipment is the higher of an asset's net selling price and its value in use.

Profit or loss from alienation of a long-term investment object is indicated in the income statement in the net value.

Repair and restoration costs that increase useful life and value of assets are capitalized and depreciated over their estimated useful lives. Other repair and restoration costs are recognized as expenses of the reporting period.

The initial value of construction in progress is increased by other direct costs incurred in relation to the object until the new object is put into operation. The initial value of the respective asset is not increased by the interest of the loans used for creation of the new asset.

If investments are made in the rented asset (e.g., reconstruction, improvement or renewal), then such costs are recognized in the balance sheet item "Long-term investments in leased assets" and depreciated over the lease period.

Revaluation of fixed assets and establishment of reserve

A fixed assets object, the value of which is significantly higher than the costs of its acquisition or production cost price or assessment on the balance sheet of the previous year, is revalued according to its higher value, if it may be assumed that the value increase will be long-term. A difference arisen as a result of such revaluation between assessment, which was carried out on the basis of acquisition costs or production cost price, and assessment which was carried out on the basis of revaluation, if such difference is positive, is included in the relevant assets item of the balance sheet where revalued object of fixed assets is indicated and in the liabilities item of the balance sheet "Revaluation reserve of long-term investments" under the section "Equity".

Development costs

Development costs are costs which are directly eligible to development measures or which may be justifiably related to these measures.

Inventories

Inventories are stated at the lower of cost and net realisable value according to the perpetual inventory method.

Net realisable value is the estimated selling price in the ordinary course of business, less estimated costs of completion and the estimated costs necessary to make the sale. Net realisable value is disclosed at the purchase (production) cost less provisions made.

Receivables

Receivables are recognized at original invoice amount less an allowance for any doubtful amounts. The allowance for any doubtful amounts is made in the cases, when the collection of these amounts is problematic. Bad debts are written off when the recovery is deemed impossible.

Signs that an amount receivable may be doubtful:

- delayed payment of debt, after repeated reminders the debtor still does not pay or the debtor is questioning the Company's right to recover the debt;
- the debtor's poor financial situation and negative operating results or other circumstances indicating the debtor's failure to pay the full amount of the debt (known, that the debtor is subject of proceedings for its recognition as bankrupt), etc.

Trade receivables

Trade receivables are recognised and carried at original invoice amount less an allowance for any uncollectible amounts.

Other receivables

The Company under the item "Other receivables" presents those debtors that cannot be presented in other items, including tax overpayments, debit balances of accounts payable.

Prepaid expense and deferred revenue

Payments made before the balance sheet date but referring to the next financial years shall be indicated in the item "Prepaid expense".

Payments received before the balance sheet date but referring to the next financial years or further financial years shall be indicated in the balance sheet item "Deferred revenue".

Other securities and investments

Long-term investments in bonds and securities are measured at cost in the balance sheet. Short-term investments in shares and securities, which are listed on the stock exchange, are measured at market value in the balance sheet, which is determined by the stock exchange transactions on the last day of the reporting year.

Cash

Cash and cash equivalents include cash in bank and on hand.

Share capital

The item "Equity" shows the share capital according to the capital registered in the Commercial Register.

Share capital reserve

Reserve has emerged as a result of the share capital denomination

Payables

Payables are reported according to supporting documents and checked with respective creditors by reconciling balances.

Loans and borrowings

Loans and borrowings are initially recognized at cost, determined by the fair value and plus directly attributable transaction costs for issued loans and net of directly attributable transaction costs for borrowings received.

Leases

Finance leases, which transfer to the Company substantially all the risks and benefits incidental to ownership of the leased item, are capitalised at the inception of the lease at the fair value of the leased property or, if lower, at the present value of the minimum lease payments, by respective charge to current and non-current liabilities. Lease payments are apportioned between the finance charges and reduction of the principal lease liability so as to achieve a constant rate of interest on the remaining balance of the liability. Finance charges are included in the income statement as interest expense.

If there is reasonable certainty that the lessee will obtain ownership by the end of the lease term, the period of expected use is the useful life of the asset; otherwise capitalised leased assets are depreciated over the shorter of the estimated useful life of the asset or the lease term on a straight-line basis.

Leases where the lessor retains substantially all the risks and benefits of ownership of the asset are classified as operating leases. Operating lease payments are recognised as an expense in the income statement on a straight-line basis over the lease term. The commitments undertaken by the Company with respect to operating lease contracts are recorded as off-balance sheet liabilities.

Provisions

Provisions are recognised when the Company has a present obligation (legal or constructive) as a result of a past event, it is probable that an outflow of resources embodying economic benefits will be required to settle the obligation, and a reliable estimate can be made of the amount of the obligation. Where the Company expects some or all of provisions to be reimbursed, for example, under an insurance contract, the reimbursement is recognised as a separate asset but only when the reimbursement is virtually certain. The expense relating to any provision is presented in the income statement net of any reimbursement.

Accrued income

As accrued income are recognized clearly known settlement amounts with buyers and customers for the supply of goods or services in the reporting year but for which payment documents (invoices) have not been issued by the balance sheet date due to the terms of the agreement.

Accrued liabilities

Accrued liabilities comprise clearly known trade payables for goods or services which have been supplied during the reporting year but for which payment documents (invoices) have not been received by the balance sheet date due to the terms of the supply, sale or contractor agreement or for any other reasons.

Reserve for unused leaves

Reserve for unused leaves is determined by multiplying the average salary for the last six months of the reporting year of each employee by the number of unused accrued annual leave days.

Advances from customers

Advances from customers are payments which in accordance with the contract the buyer pays the seller before the receipt of goods or service.

Other payables

The company under the item "Other payables" presents those creditors that cannot be presented in other items, including credit balances of accounts receivable.

Dividends

Claims and obligations in respect of dividends are recognized when the shareholders' right to receive the payment is established, which means that only when the distribution is authorised by the shareholders decision, as well as when the amount of dividends is calculated.

Taxes and mandatory state social insurance contributions

Tax information is reconciled with the tax administration. The Company presents within payables only tax debts, any overpayments are presented under other receivables.

Revenue recognition

Revenue is recognised to the extent that it is probable that the economic benefits will flow to the Company and the revenue can be reliably measured, less value added tax and sales-related discounts. The following specific recognition criteria must also be met before revenue is recognised:

Sale of goods

Revenue arising from the sale of goods is recognised when all of the following criteria have been satisfied:

- 1) the Company has transferred to the buyer the significant risks and rewards of ownership of the goods;
- 2) the Company retains neither continuing managerial involvement to the degree usually associated with ownership nor effective control over the goods sold;
- 3) it is probable that the economic benefits associated with the transaction will flow to the Company;
- 4) the costs incurred or to be incurred in respect of the transaction can be measured reliably.

The Company reports the sale of goods, taking into account the economic substance and not merely the legal form.

Provision of services

Revenue arising from the rendering of services is recognised in the period when the services are rendered.

Revenue arising from the rendering of services and related costs is recognised by reference to the stage of completion of the transaction at the balance sheet date.

If the outcome cannot be estimated reliably, revenue arising from the rendering of services is recognised only to the extent of the expenses recognised that are recoverable.

Other income

Other income is income that is not included in the revenue, is occurred in the result of the economic activity, or is related to, or directly derived. Other income is recognised as follows:

- revenues from fines and penalties – upon receipt;
- proceeds from the sale of non-current assets - net gain or loss on non-current assets' sale are determined by comparing the proceeds with the carrying amount and are included in the income statement as incurred;
- revenue from exchange rate fluctuations - net profit or loss from currency fluctuations is calculated as the difference between revenue and losses from exchange rate fluctuations and included in the income statement as incurred;
- interest income on current account balances from credit institutions registered in the Republic of Latvia - upon receipt;
- dividends - when the shareholder's right to receive payment is established;
- other income – as incurred.

Corporate income tax

Corporate income tax includes current corporate income tax. Corporate income tax is recognized in the income statement. Current corporate income tax is calculated in accordance with the Law on Corporate Income Tax and is applied statutory tax rate of 15% on taxable income.


Due to the new corporate income tax regulation, deferred tax were excluded from the balance sheet, as they were calculated in accordance with the previous corporate income tax regulation..

Subsequent events

Post-year-end events that provide additional information about the Company's position at the balance sheet date (adjusting events) are reflected in the financial statements. Post-year-end events that are not adjusting events are disclosed in the notes when material.

The Board and chief accountant prepared the Company's Annual report for the year ended 31 December 2017 and signed it on March 21,2018

Chairman of the Board



Pēteris Frīdenbergs

Member of the Board



Aldis Ozols

Member of the Board



Aiga Ozola

Chief Account

Irēna Burve

Due to the new corporate income tax regulation, deferred tax were excluded from the balance sheet, as they were calculated in accordance with the previous corporate income tax regulation..

Subsequent events

Post-year-end events that provide additional information about the Company's position at the balance sheet date (adjusting events) are reflected in the financial statements. Post-year-end events that are not adjusting events are disclosed in the notes when material.

The Board and chief accountant prepared the Company's Annual report for the year ended 31 December 2017 and signed it on March 21,2018.

NOTES TO THE BALANCE SHEET (continued)

	2017	2016
1 Average number of employees during the reporting year, incl.	81	79
Members of the Board	3	3
Members of the Council	5	5
Other employees	73	71
	2017	2016
	EUR	EUR
2 Total labour costs	658 119	587 873
- salaries	534 525	477 868
- state mandatory social insurance payments	123 594	110 005
Remuneration of employees engaged in production (core activity)		
- salaries	470 474	405628
- state mandatory social insurance payments	109 829	92 981
- total	580 303	498 609
Remuneration of administration		
- salaries	62 974	60390
- state mandatory social insurance payments	13 543	14 272
- total	76 517	74 662
3 Management remuneration		
<i>Members of the Council</i>		
- salaries	8 892	8 892
- state mandatory social insurance payments	2 098	2 533
- total	10 990	11 425
<i>Members of the Board</i>		
- salaries	9 460	9 448
- state mandatory social insurance payments	2 153	2 150
- total	11 613	11 598
Remuneration of personal for social sphere		
- salaries	1 077	1 061
- state mandatory social insurance payments	222	230
- total	1 299	1 291

4. Intangible assets

	Concessions, patents, licences, trademarks and similar rights	Advance payments	Total intangible assets
	EUR	EUR	EUR
Purchase value as at 31.12.2015	5 629	0	5 629
Purchase value as at 31.12.2016	5 629	0	5629
Depreciation as at 31.12.2015	5 629	0	5629
Depreciation as at 31.12.2016	5 629	0	5629
Residual balance value 31.12.2015	0	0	0
Residual balance value 31.12.2016	0	0	0
			0
Purchase value as at 31.12.2016	5 629	0	5629
Purchase value as at 31.12.2017	5 629	0	5629
			0
Depreciation as at 31.12.2016	5 629	0	5629
Depreciation as at 31.12.2017	5 629	0	5629
Residual balance value 31.12.2016	0	0	0
Residual balance value 31.12.2017	0	0	0

5. Fixed assets

	Land	Buildings, constructions	Technological equipment and machinery	Other property, plant and equipment	Origination of capital assets	Total
Purchase value as at 31.12.2015	23 924	988 353	1 160 650	137609	5 822	2 316 358
Additions	0	0	14 997	1490	0	16 487
Disposal	0	0	-14 444	-6231	0	-20 675
Reclassification	0	0	0		0	0
Purchase value as at 31.12.2016	23 924	988 353	1 161 203	132868	5 822	2 312 170
						0
Depreciation as at 31.12.2015	0	471 753	1 062 203	125516	0	1 659 472
Calculated	0	15 104	32 864	4529	0	52 497
Disposal	0	0	-14 443	-6231	0	-20 674
Depreciation as at 31.12.2016	0	486 857	1 080 624	123814	0	1 691 295
Residual balance value 31.12.2015	23 924	516 600	98 447	12 093	5 822	656 886
Residual balance value 31.12.2016	23 924	501 496	80 579	9054	5 822	620 875
						0
Purchase value as at 31.12.2016	23 924	988 353	1161203	132868	5 822	2 312 170
Additions	0	0	0	3069	0	3 069
Disposal	0	0	-837	-8905	0	-9 742
Reclassification	0	0	0		0	0
Purchase value as at 31.12.2017	23 924	988 353	1 160 366	127032	5 822	2 305 497
						0
Depreciation as at 31.12.2016	0	486 857	1 080 624	123814	0	1 691 295
Calculated	0	15 027	15825	3245	0	34 097
Disposal	0	0	-837	-8905	0	-9 742
Depreciation as at 31.12.2017	0	501 884	1 095 612	118 154	0	1 715 650
Residual balance value 31.12.2016	23 924	501 496	80 579	9054	5 822	620 875
Residual balance value 31.12.2017	23 924	486 469	64 754	8878	5 822	589 847

Real estate	Cadastré No.	Cadastral value as at 31.12.2017	Book value as at 31.12.2017
<i>Land</i>	EUR	20 717	23 924
<i>Buildings</i>	EUR	332 489	472 397

6 Raw materials and consumables	31.12.2017	31.12.2016
	EUR	EUR
Raw materials	177636	191961
Low-value materials and inventory	23259	23249
Press-form	184008	184562
Total	384 903	399 772
7 Finished goods	31.12.2017	31.12.2016
	EUR	EUR
Finished products in warehouse	89 067	89 734
Goods in store	0	19 116
Total	89 067	108 850
8 Advance payment for goods	31.12.2017	31.12.2016
	EUR	EUR
Diesel	268	218
Material	21 746	36 939
Total	22 014	37 157
9 Trade receivables	31.12.2017	31.12.2016
	EUR	EUR
Carrying amount of trade receivables	219 692	168 604
Allowance for doubtful debts	-18 658	-21 845
Net trade receivables	201 034	146 759
Movements in the allowance for doubtful debts	Trade receivables	Total
Allowance as at 31.12.2016	21 845	22 823
Decrease	(3 187)	(1 111)
Increase	0	133
Allowance as at 31.12.2017	18 658	21 845
10 Other receivables	31.12.2017	31.12.2016
	EUR	EUR
The overpaid taxes	940	4030
Personnel debts	238	420
Public utilities payment	8074	6956
Other debts	41361	3610
Total	50 613	15 016
11 Cash	31.12.2017	31.12.2016
	EUR	EUR
Cash at bank	43 176	15 773
Cash in hand	421	786
Total	43 597	16 559

13 Share capital

As at 31 December 2017, registered and fully paid share capital of the company is EUR 1285401 and it consists of 918144 shares with a per value of EUR 1.40 per share. As at 31 December 2016, registered and fully paid share capital of the company is EUR 1285401 and it consists of 918144 shares with a per value of EUR 1.40 per share.

Capital structure kategorija	31.12.2017			31.12.2016		
	% of share capital	Number of shares	EUR	% of share capital	Number of shares	EUR
Bearer shares with voting rights - publicly traded	71.5%	656 356	918 898	71.5%	656 356	918 898
Registered (closed issue) shares	28.5%	261 788	366 503	28.5%	261 788	366 503
Total	100%	918 144	1 285 401	100%	918 144	1 285 401

Shareholders of the Company as at 31. December 2017 and their position in the Company

Shareholders	Position in the Company	% of share capital
AS "Kurzemes atslēga"	shareholder	48.40%
Wiederhold Oliver Kai	shareholder	17.30%
SIA "Aizputes atslēgas"	shareholder	8.50%
SIA "Gutta"	shareholder	6.80%
Other shareholders	X	19.00%
Kopā:	x	100.00%

Council and board members do not own shares.

Details of the restrictions on the transfer of shares.

Restrictions on the transfer of shares or receipt of specific consent for transfer of shares have not been determined.

Shareholders' rights and agreements

Regulated by Latvian laws and regulations, the Company's Statutes does not define special restrictions or provisions relating to the voting rights.

The Company has no information on any shareholders agreement.

Powers of board members and special agreements.

According to Company's Statutes, the Company shall be represented either by chairman of the Board alone or other two Board members together.

The rules for the election of board members, amendments of the Statutes.

Regulated by Latvian laws and regulations, the Company's Statutes does not define special restrictions or provisions relating to the selection of board members, changes in the composition of the Board and amendment of the Statutes

13 Retained earnings	31.12.2017	31.12.2016
	EUR	EUR
Retained earnings for the previous year	72 895	301 360
Retained earnings for the year	21 620	-228 465
Total	94 515	72 895

Provisions	31.12.2017	31.12.2016
	EUR	EUR
Deferred tax liabilities	0	57 148
Total	0	57 148

14 Bank kredit(short term)	31.12.2017	31.12.2016
	EUR	EUR
AS Luminor bank	54 822	34 229
Total	54 822	34 229

Advance payment	31.12.2017	31.12.2016
	EUR	EUR
Customers in Latvia	3 344	2 974
Foreign customers	1 980	4 721
Total	5 324	7 695

15 Trade payables	31.12.2017	31.12.2016
	EUR	EUR
Latvian trade payables	76 589	60 801
Foreign trade payables	16 312	3 386
Total	92 901	64 187

16 Liabilities to associated (Enterprises short term)	31.12.2017	31.12.2016
	EUR	EUR
AS"Kurzemes atslēga"	7 206	14 131
Total	7 206	14 131

18 Taxes payable	31.12.2017	31.12.2016
	EUR	EUR
State mandatory social insurance payments	15 023	13 054
Personal income tax	7 047	5 949
Value added tax	8778	0
Natural resources tax	408	407
State fee of business risk	33	32
Total	31 289	19 442

19 Other payables	31.12.2017	31.12.2016
	EUR	EUR
Salaries	24 734	21 377
Harm recompense	1 314	1 367
Other creditors	557	2856
Total	26 605	25 600

20 Accrued liabilities	31.12.2017	31.12.2016
	EUR	EUR
Accrued liabilities - unused annual leaves	31 696	31 308
Accrued liabilities	14 303	9 901
Total	45 999	41 209

NOTES TO THE INCOME STATEMENT

21 Revenue	Nace	2017	2016
		EUR	EUR
Revenue from production of locks and ironmongery	25,72	1 676 061	1 416 407
Revenue from rendering of services		164 927	91 819
Total		1 840 988	1 508 226

21a Revenue by geographical segments		2017	2016
	Code	thousand EUR	thousand EUR
Latvia	LV	1101.6	880.2
Lithuania	LT	381.1	344.5
Estonia	EE	161.7	171.9
Uzbekistan	UZ	140.2	58.9
Denmark	DK	23	20.8
Russia	RU	12.9	13.4
Ukraine	UA	0	10.8
Other		20.5	7.7
Total		1841	1508.2

22 Cost of sales	2017	2016
	EUR	EUR
Material cost	840 729	753 001
Salaries	457 706	405 628
State mandatory social insurance payments	106 865	92 981
Electricity costs	97 708	92 635
Property, plant and equipment depreciation	33 236	52 497
Depreciation of low inventory	119	1 127
Press-form depreciation	1 106	69 900
Import duty	3 107	4 694
Received services	81 290	88 475
Environment protection expenses	11 233	8 094

Accrued liabilities vacations	388	9 264
Property tax	5 301	5 385
The rest of expensis	64 906	57 131
Total	1 703 694	1 640 812
Correction of expenses		
Changes of remains unfinished production	36 155	-33 043
Changes of remains of self-made punches	0	-299
Changes of remains of complete product	19 782	4 406
Total	1 759 631	1 611 876
23 Distribution costs	2017	2016
	EUR	EUR
Salaries	12768	10789
State mandatory social insurance payments	2964	2522
Marketing services	30 110	35 025
Goods delivery costs	17 331	6 750
Other costs	383	0
Total	63 556	55 086
24 Administrative expenses	2017	2016
	EUR	EUR
Administrative personnel expenses	62 974	60 389
State mandatory social insurance payments	13 543	14 272
Communication expenses	1 694	1 487
Office maintenance expenses	4 826	2 722
Annual report and audit expenses	2 000	1 420
Bank charges	1 303	1 180
Total	86 340	81 470
25 Other operating income	2017	2016
	EUR	EUR
Sales of current assets	41 018	37 108
Income from exchange rate fluctuations	0	3 692
EU financing	491	0
Other income	30 296	0
Income from exchange rate fluctuations	0	0
Proceeds from sale of property, plant and equipment, net	250	0
Total	72 055	40 800
26 Other operating expense	2017	2016
	EUR	EUR
Losses from foreign currency exchange rate fluctuations, net	4190	0
Harm recompense	16309	16429
Expenses for social sphere	1298	1290
Expenses ,unrelated with economic activity,	1291	1065
Provision for doubtful receivables	0	133
Other expenses	14206	12465
Total	37 294	31 382

27 Interest payable and similar expense	2017	2016
	EUR	EUR
Interest	1 745	1 331
Interest cover	5	223
Total	1 750	1 554

28 Deferred tax revenue	2017	2016
	EUR	EUR
	57 148	3 877

29 Sworn auditor's remuneration	2017	2016
	EUR	EUR
Statutory audit of the Annual report	2 000	1 420
Other audit engagement	0	0
Tax consultancy	0	0
Other expert tasks	0	0
Total	2 000	1 420

30 Financial risk management

The Company faces such financial instruments as loans from credit institutions, finance lease companies, purchaser and commissioning party debts and other debtors, debts to suppliers and contractors and other payables, and the rest creditors, deriving from the Company's economic activity directly.

Financial risks

The main financial risks that are related to the Company's financial instruments are currency risk, liquidity risk and credit risk.

Currency risk

The Company's monetary assets and liabilities that are subjected to foreign currency risk comprise cash, debts to suppliers and contractors. The Company is exposed to the foreign currency risk mainly, due to the USD currency.

Liquidity risk

The Company manages its liquidity risk by maintaining sufficient cash or by ensuring sufficient financing through loans from credit institutions, as well as financial leases.

Credit risk

The Company is exposed to credit risk. It arises from trade receivables and cash. The Company manages its credit risk by continuously assessing the credit history of customers and assigning credit terms on an individual basis. The company has no significant concentration of risk in respect to any business partner or group of business partners with a similar description.

31 Information on significant lease contracts

During the reporting year the Company concluded a lease agreement with SIA Kurz by May 31, 2027

32 Financial assistance received and other forms of financial support

During the reporting year, the Company has received 491 EUR funding from the EU

During the reporting year the Company did not receive any state or local government guarantees or equity contributions.

During the reporting year the Company did not receive any donations or gifts.

33 Transactions with related parties	Materials purchased from associated person in 2017(EUR)	Service provided sold to the associated company in 2017,(EUR)
AS"Kurzemes atslēga"	111 789	60

34 Liabilities to former employees


The Company has liabilities to its former employees - compensation for damages.
 17former employees receive a monthly remuneration for damage done to their health.

35 Events after the reporting period

In the period from the last day of the reporting year till signing this report, there have been no substantial events affecting the final results of the Annual report

The Board and chief accountant prepared the Company's Annual report for the year ended 31 December 2017 and signed it on March 21,2018

Chairman of the Board



Pēteris Frīdenbergs

Member of the Board



Aldis Ozols

Member of the Board



Aiga Ozola

Chief Accountant



Irēna Burve

STATEMENT ABOUT MANAGEMENT LIABILITY


The Management of Joint Stock Company "KURZEMES ATSLĒGA 1" is responsible for the preparation of the Company's Annual Report.

The Management of Joint Stock Company "KURZEMES ATSLĒGA 1" in accordance with information available confirms that the Annual Report for the financial year 2017 has been prepared in accordance with the requirements of the applicable laws and regulations and gives a true and fair view on the JSC "KURZEMES ATSLĒGA 1" assets, liabilities, financial position and loss. The Management Report provides true review of JSC "KURZEMES ATSLĒGA 1" growth and performance results.

Internal risk control procedures are effective, risk management and internal control during the reporting year were performed in accordance with internal control procedures.

The Management of Joint Stock Company "KURZEMES ATSLĒGA 1" is responsible for the compliance with the requirements of laws and regulations of the Republic of Latvia.

Chairman of the Board



Pēteris Frīdenbergs

Member of the Board



Aldis Ozols

Member of the Board



Aiga Ozola

Management report
Company's action during reporting period

The action type of the Joint Stock Company "KURZEMES ATSLEGA 1" during 2017 has not changed in comparison with previous periods of time: door locks, ironware, furniture fittings, forged products, building structures, production tools etc. are still being produced and services of galvanization provided.

Volume of sold production in 2017 divides as follows:

- sold in local market (Latvia) – 59.8%,
- EU deliveries 32.6 %
- exported – 7.6 %

Volume of sold production in 2016 divides as follows:

- sold in local market (Latvia) – 58.4%,
- EU deliveries 37.7 %
- exported – 3.9 %

Average number of employees in 2017 was 81, average salary in 2017 – 550 EUR, average number of employees in 2016 was 79, average salary 504 EUR. In comparison with corresponding period of previous period, average salary is up by 9.1%.

The Company's financial performance and financial situation

The fixed asset of the JSC "KURZEMES ATSLEGA 1" is 1 285 401 EUR, net turnover of the 2017th 1 840 988 EUR.

Net turnover of the 2017 compared with 2016 has increased by 332 762 EUR, what makes 22.1% of turnover of the 2016th.

The main export markets in EU are Lithuania and Estonia.

The company finalized 2017 with a profit of 21 620 EUR.

Profit per share – 0.02 EUR

Financial results:

Liquidity (solvency, i.e. ability to cover completely its current liabilities)

Total liquidity ratio	4.07
Intermediate liquidity ratio	1.12
Absolute liquidity ratio	0.17

Profitability (Company's success in profit making)

Gross profit ratio	4.4%
Net profit ratio	1.2%

Secured by own funds ratio

Current assets with short-term liabilities	0.25
Net working capital EUR	811 069

Liability or solvency ratios (Company's ability to cover current and non-current liabilities)

Debt to assets ratio	0.16
Debt to equity ratio	0.19
Interest coverage ratio	19.17

The Company has no tax and other arrears due to state and municipal budget.

The further development of the company and future prospects

1. Retain existing customers and continue to attract new clients.
2. To optimize the production and selling costs.
3. To optimize the use of production facilities.

Events in research and development

No research works are planned.

A set of shares or parts of the Company

A Company does not own its shares.

The Company's branches and representatives abroad.

N/A

Financial risk management

To ensure financial risk management JSC "Kurzemes atslega 1" follows-up the liquidity, take regular controls on cash flow of the enterprise. Active work with collection of fiscal debts is being provided. Financial resources – credit is being attracted.

The Company's main financial instruments comprise loans from credit institutions, loans from other companies, and cash. The task of these financial instruments is to ensure financing of the business activity. The Company has various other financial instruments such as trade receivables, trade payables and other creditors resulting from economic activity.

Financial risks

The main financial risks associated with the Company's financial instruments are interest rate risk, liquidity risk and credit risk.

Interest rate risk

The Company is subject to interest rate risk mainly due to short-term loan facility and borrowings from other companies. Borrowing compared to equity is low. Both fixed and variable interest rates are being applied.

Liquidity risk

The Company controls its liquidity risk by maintaining an adequate amount of money or by providing adequate financing through loan facility granted by bank.

Currency risk

The Company is subject to foreign exchange risk in relation to the US dollar. In order to control currency risk, the Company plans to purchase the necessary material resources for the currency.

Credit risk

The Company is exposed to credit risk in relation to its customers debts. The Company controls its credit risk by continuously assessing the debt repayment history of its customers and setting lending rules for each client individually. The Company does not have significant concentration of credit risk for any counterparty or group of eligible counterparties


Events and circumstances after the end of the reporting year


During the period of the last day of the reporting year till signing these financial statements, there have been no events that could substantially affect the information reflected in these financial reports and that may result in further adjustments or should be clarified.

Management's proposals on profit sharing or loss cover

Management proposes to use the profit of 2017 for the development of the Company.

The report on compliance with the principles of corporate governance in 2017 is published on the JSC "Kurzemes atslega 1" website: www.ka1.lv/investors


Pēteris Frīdenbergs
Chairman of the Board


Aldis Ozols
Board member:


Aiga Ozola
Board member: