

Contact on the portfolio composition

Volta Admin Team
VoltaAdmin@list.db.com



Volta Finance Limited

April Monthly Report
At 30 April 2012

By obtaining access to and reviewing this monthly report, you acknowledge and agree to be bound by the following:

This monthly report does not constitute or form part of any offer or invitation to sell or issue, or any solicitation of any offer to purchase or subscribe for, any shares or other securities of Volta Finance Limited (the "Company") whose portfolio is managed by AXA Investment Managers Paris (the "Investment Manager"), or securities of any other entity (together, the "Securities"). Nor shall this monthly report or any part of it nor the fact of its distribution or publication (on the Company's website or otherwise) form the basis of, or be relied on in connection with, any contract or investment decision in relation to the Securities. This monthly report does not constitute a recommendation regarding the Securities. The information contained herein is for information purposes only, does not purport to contain all the information that may be required to evaluate the Company or any other entity or their respective financial positions.

This monthly report speaks only as of its date and neither the Company nor the Investment Manager is under any obligation to update the information contained herein. Certain information and estimates contained herein are originated by or derived from third parties and therefore the accuracy and completeness of such information and estimates has not been verified. It should also be noted that the financial information contained herein has not been audited. No representation or warranty whatsoever, whether express or implied, is given by or on behalf of the Company, the Investment Manager, their affiliates, or their respective directors, officers or employees or any other person as to (a) the accuracy or completeness of the information or (b) the opinions contained in this monthly report. None of the Company, the Investment Manager, any of their affiliates, or their respective directors, officers or employees or any other person accepts any liability whatsoever for any such information or opinions. Nothing contained herein shall be relied upon as a promise or representation whether as to past or future performance of the Company, any other entity, any Securities or any asset class in the Company's portfolio. No statement in this monthly report is intended to be nor may be construed as a profit forecast and there can be no assurance that the assumptions described herein, the returns and targets (including without limitation target portfolio composition) indicated herein will be achieved.

The valuation of financial assets can vary significantly from the prices that the Company could obtain if it sought to liquidate the positions due to market conditions and general economic environment. Such valuations do not constitute a fairness or similar opinion and should not be regarded as such. They follow the valuation policy of the Company as adapted from time to time in the best interests of the shareholders, taking into account the evolutions and the illiquidity of financial markets.

Comment

Contact on the portfolio composition

Volta Admin Team
VoltaAdmin@list.db.com

Dear Shareholders and Investors,

At the end of April 2012, the Gross Asset Value (the "GAV") of Volta Finance Limited (the "Company", "Volta Finance" or "Volta") was €157.1 m or €5.03 per share, an increase of €0.11 per share (or 2.2%) from €4.92 GAV per share at the end of March 2012 (subtracting from the end of March GAV the dividend payment that was scheduled on 19th April).

Year to date 2012 performance, including dividend payments is a positive 20.8% for the first 4 months.

The April mark-to-market variations* of Volta Finance's asset classes have been: +1.5% for ABS investments, +1.1% for mezzanine of CDO investments, +3.8% for residuals of CDO investments and +2.2% for Corporate Credit investments. The GAV increase in April was mainly due to the cash flows received from assets. Prices were almost unchanged..

Volta's assets generated the equivalent of €2.9m of cash flows in April 2012 (non-Euro amounts converted to Euro using end-of-month cross currency rates and excluding principal payments from debt assets) bringing the total cash generated during the last six months to €15.0m. This amount can be compared with €13.6m for the previous six-month period ended in October 2011 (the most recent comparable period considering the seasonality of payments).

In April 2012, the Company purchased one asset (Duane Street 2006 3X – E) for €1.1m.

At the end of April, Volta held €5.1m in cash, including €0.3m received in respect of the currency hedge transactions and net of the €1.1m due to the broker for the purchase of Duane Street debt tranches (settlement the 2nd of May). Considering the pace at which cash flows are generated, Volta's capacity for new investments amounts to €4m.

MARKET ENVIRONMENT

In April 2012, credit spreads widened in Europe and were almost unchanged in the USA reflecting very modest changes in the overall economic situation however there was some resumption of uncertainties in the Euro zone. The spread of the 5 year European iTraxx index and of the 5 year iTraxx European Crossover Index (series 16) went respectively, from 124 and 576 bps at the end of March 2012 to 140 and 615 bps at the end of April 2012. During the same period, credit spreads in the US, as illustrated by the 5y CDX main index (series 17), were almost unchanged from 87 to 89 bps at the end of April 2012. According to the CSFB Leverage Loan Index, the average price for USA liquid first lien loans increased from 94.41% at the end of March 2012 to 94.76% at the end of April 2012.**

Comment (continued)

VOLTA FINANCE PORTFOLIO

In April 2012, no particular event materially affected the situation of the Corporate Credit holdings. However, the first loss positions in this bucket (ARIA III and the residual positions in JAZZ III) remain highly sensitive to any new credit event, especially to debt of financial institutions considering the significant exposures to banks held through these positions.

As regards the Company's investments in residual and mezzanine debt of CDOs, at the end of April 2012, all 54 positions in residual or mezzanine debt of CDOs are currently paying their coupons. No particular event materially affected the situation of these positions.

As regards the Company's ABS investments, at the end of March 2012, nothing special affected the main position (Promise Mobility) and the other investments in this bucket (6 UK non-conforming residual positions).

Please find in the table below the market value and average prices of Volta's main buckets (the ABS bucket is excluded as it is comprised of different asset types and its average price is meaningless):

	Market Value (€m)	Current Average Price	Last Month Average Price
Corporate Credits	28.2	43.7%	44.2%
CDO Equities USD	42.7	74.0%	73.7%
CDO Equities EUR	3.2	35.3%	36.7%
CDO Debts USD	36.9	74.9%	74.6%
CDO Debts EUR	30.9	57.2%	56.6%

The Company considers that opportunities could arise in several structured credit sectors in the current market environment. Amongst others, mezzanine or senior tranches of CLOs, European or US ABS as well as tranches of Corporate Credit portfolios could be considered for investment. Potential investments could be made depending on the pace at which market opportunities could be seized and cash is available. Depending on market opportunities, the Company may aim to take advantage of the current volatility in prices to sell some assets in order to reinvest the sale proceeds on assets representing, at the time of purchase, what the Company considers a better opportunity.

* "Mark-to-market variation" is calculated as the Dietz-performance of the assets in each bucket, taking into account the Mark-to-Market of the assets at month-end, payments received from the assets over the period, and ignoring changes in cross currency rates Nevertheless, some residual currency effects could impact the aggregate value of the portfolio when aggregating each bucket.

** Index data source: Markit, Bloomberg.

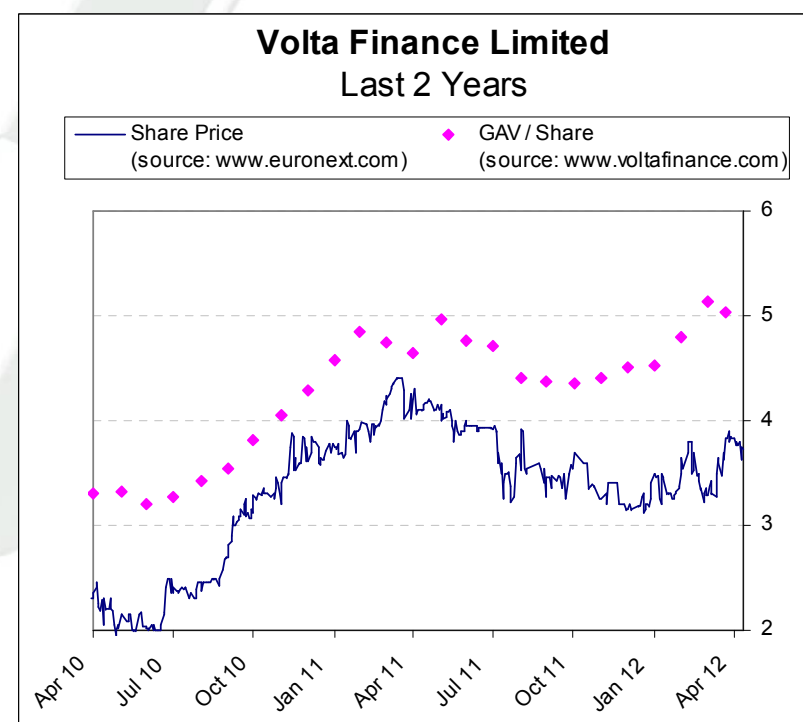
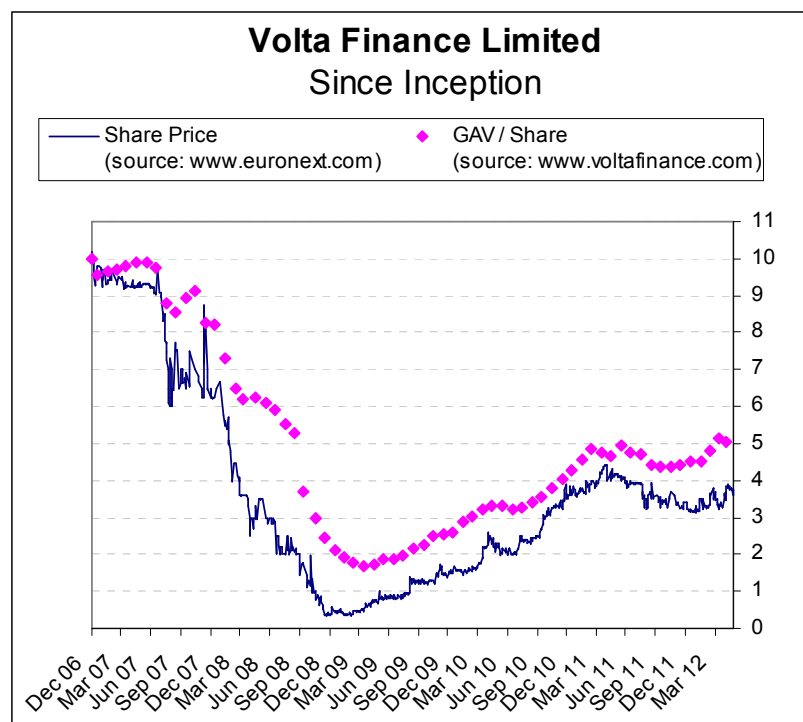
Gross Asset Value

Contact on the portfolio composition

Volta Admin Team
VoltaAdmin@list.db.com

	At 30.04.12	At 30.03.12	Note
Gross Asset Value (GAV – € million)	157.1	159.1	
GAV per Share (€)	5.03	5.14 (4.92 ***)	31 219 148 outstanding shares (***) subtracting €0.22 dividend paid the 19th of April)

GAV and Share Price History

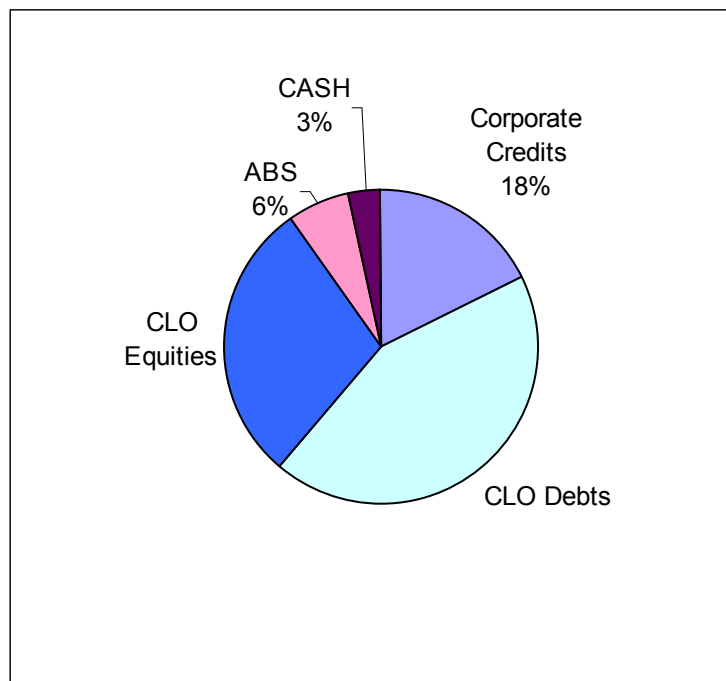


Portfolio Composition

Contact on the portfolio composition

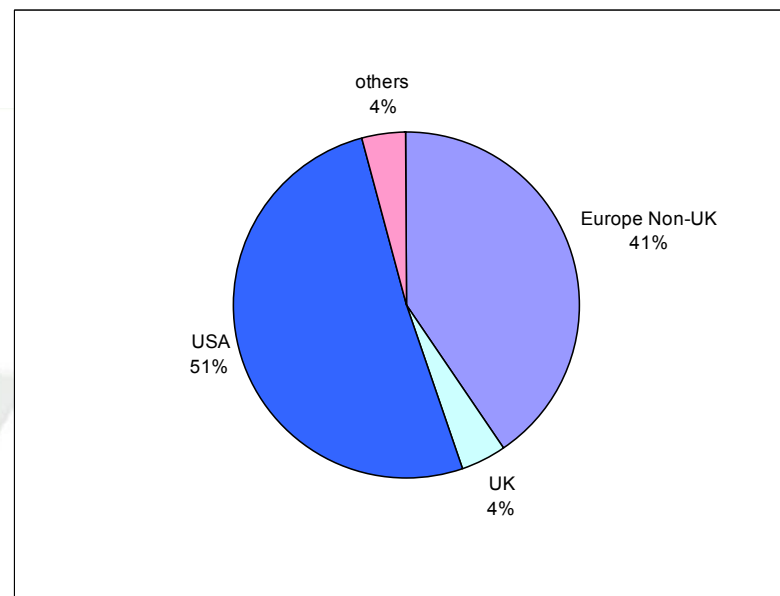
Volta Admin Team
VoltaAdmin@list.db.com

Breakdown by Primary Target Asset Class



Asset class	At 30.04.12 (€ million)	At 30.03.12 (€ million)
Corporate Credits	28.2	28.4
CDO Debts	67.8	66.0
CDO Equities	45.9	45.6
Asset Backed Securities	10.2	9.9
Cash	5.1	9.1

Breakdown by Geography *



Region	At 30.04.12 (€ million)	At 30.03.12 (€ million)
Europe non-UK	63.9	67.1
UK	6.4	6.3
USA	80.2	78.8
Others	6.6	6.8

* Look through. Includes the geographic exposure gained through the underlying portfolio of Jazz III, Aria II and Aria III. Does not include cash.

Volta Finance Portfolio Holdings: Complete List

Contact on the portfolio composition

Volta Admin Team
VoltaAdmin@list.db.com

Issuer	% GAV	Primary target asset class	Description of investment	Description of underlying asset	Manager/Serviceur	Principal geographical exposure	ISIN	Arranging Institution
TENNENBAUM OPPORTUNITIES FUND V	5.58	CDO	Fund	High yield bonds and loans	Tennenbaum Capital Partners, LLC	USA	NA	Wachovia Bank, N.A.
JAZZ III CDO – AB - Junior AAA debt	5.56	Corporate Credit	Mezzanine debt of Corporate CDO	Majority investment grade corporate credit	Axa Investment Managers Paris	USA	US47215CAB19	Merrill Lynch International
NORTHWOODS CAPITAL LIMITED	4.64	CDO	Residual of CLO	Broadly syndicated loans	Angelo Gordon	USA	USG6666RAB18	JP Morgan
PROMISE MOBILITY 2006-1	3.37	ABS	Residual of ABS	German SME first loss	IKB	Europe non-UK	NA	Deutsche Bank
WASATCH CLO LTD	3.31	CDO	Residual of CLO	Broadly syndicated loans	Invesco	USA	USG94608AB57	JP Morgan
Bank Capital Opportunity Fund	3.21	Corporate Credit	Mezzanine Tranche of CSO	Majority investment grade corporate credit	Axa Investment Managers Paris	Europe non-UK	LU0648070216	AXA IMP
GOLDEN TREE LOAN OPPORTUNITIES	3.08	CDO	Residual of CLO	Broadly syndicated loans	Golden Tree	USA	USG39607AC37	Deutsche Bank
ARIA CDO III (tranche 0%-3%)	2.93	Corporate Credit	Bespoke CDO tranche	Majority investment grade corporate credit	Axa Investment Managers Paris	USA	XS0375442307	JP Morgan
BATALLION CLO LT- EQUITY	2.86	CDO	Residual of CLO	Broadly syndicated loans	Brigade Capital Management	USA	USG08887AA27	Deutsche Bank
BATALLION CLO LTD – E - BB debt	2.85	CDO	Mezzanine debt of CLO	Broadly syndicated loans	Brigade Capital Management	USA	USG08889AF79	Deutsche Bank
MCDONNELL LOAN OPPORTUNITY LTD	2.70	CDO	Mezzanine debt of CLO	Broadly syndicated loans	McDonnell Investment Mgt LLC	USA	USG6016MAA11	Deutsche Bank
Boyne Valley 1X – C1 - A debt	2.22	CDO	Mezzanine debt of CLO	Broadly syndicated loans	GSO Blackstone	Europe non-UK	XS0235642971	JP Morgan
CHEYNE CREDIT OPP. DO – BBB debt	2.09	CDO	Mezzanine debt of CLO	Broadly syndicated loans	Nomura	Europe non-UK	XS0243225728	Cheyne Capital Management Ltd
SANDS POINT FUNDING LTD	2.02	CDO	Residual of CLO	Middle market loans	Guggenheim	USA	USG7800DAA93	Deutsche Bank
Madison Park Funding E - BB debt	1.86	CDO	Mezzanine debt of CLO	Broadly syndicated loans	Credit Suisse Alternative Capital	USA	USG5744QAA34	Merrill Lynch
ADAGIO III CLO – E -BB debt	1.85	CDO	Mezzanine debt of CLO	Broadly syndicated loans	Axa Investment Managers Paris	Europe non-UK	XS0262683971	Lehman Brothers
ICE 1 Emerg CLO- A3 – AA Debt	1.81	CDO	Mezzanine debt of CLO	Emerging Debt	ICE Canyon LLC	Other	USG4746PAD09	CitiGroup
Cadenza	1.75	Corporate Credit	Mezzanine Tranche of CSO	Majority investment grade corporate credit	Axa Investment Managers Paris	Europe non-UK	XS0672066908	UBS
RMAC 2007-NS1	1.71	ABS	Residual of ABS	UK non-conforming RMBS	GMAC-RFC	United Kingdom	XS030812470	HSBC - RBS
LIGHTPOINT CLO V, LTD	1.66	CDO	Residual of CLO	Broadly syndicated loans	Lightpoint	USA	USG5487GAG31	Credit Suisse
Dryden XVII - Junior AAA Debt	1.57	Corporate Credit	Senior Tranche of CSO	Majority investment grade corporate credit	Prudential IM	USA	USG7546RAP40	UBS

Volta Finance Portfolio Holdings: Complete List (ctd.)

Contact on the portfolio composition

Volta Admin Team
VoltaAdmin@list.db.com

Issuer	% GAV	Primary target asset class	Description of investment	Description of underlying asset	Manager/Servicer	Principal geographical exposure	ISIN	Arranging Institution
OAK HILL EUROPEAN CREDIT PARTNERS PLC	1.50	CDO	Mezzanine debt of CLO	Broadly syndicated loans	Oak Hill	Europe non-UK	XS0300349379	Deutsche Bank
ORYX 1X – D – BBB Debt	1.49	CDO	Mezzanine debt of CLO	Broadly syndicated loans	AXA IM	Europe non-UK	XS0230415373	UBS
PGAEA 2007 - 1A - AAA Debt	1.49	CDO	Mezzanine debt of CDO	European ABS	Investec	Europe non-UK	XS0287257280	Bear Stearns
Limerock 1A – D –BB Debt	1.42	CDO	Mezzanine debt of CLO	Broadly syndicated loans	Invesco	USA	US532623AH83	Credit Suisse
GALAXY VII CLO LTD	1.40	CDO	Residual of CLO	Broadly syndicated loans	AIG	USA	USG25796AB20	Morgan Stanley
BATALLION CLO LTD – D - BBB debt	1.35	CDO	Mezzanine debt of CLO	Broadly syndicated loans	Brigade Capital Management	USA	US071322AE14	Deutsche Bank
JAZZ III CDO (IRELAND) P.L.C.	1.34	Corporate Credit	Residual of Corporate CDO	Majority investment grade corporate credit	Axa Investment Managers Paris	USA	XS0263617374 / XS0263615675	Merrill Lynch International
LightPoint CLO V – C – BBB Debt	1.33	CDO	Mezzanine debt of CLO	Broadly syndicated loans	Lightpoint	USA	USG5487GAD00	Credit Suisse
DUANE STREET CLO – D1 - BBB debt	1.32	CDO	Mezzanine debt of CLO	Broadly syndicated loans	Citi Capital Advisor	USA	US26358BAL27	Morgan Stanley
Centurion 10 – E - BB debt	1.22	CDO	Mezzanine debt of CLO	Broadly syndicated loans	River Source Investments LLC	USA	US15132PAA12	Morgan Stanley
SIERA 2006-2X - B2L - BB Debt	1.21	CDO	Mezzanine debt of CLO	Broadly syndicated loans	Apidos Capital Management	USA	XS0276546065	Bear Stearns
CARLYLE HY PART IX	1.20	CDO	Residual of CLO	Broadly syndicated loans	Carlyle	USA	KYG1908R1048	Lehman Brothers
PRELUDE	1.12	CDO	Fund of residual of CLO	Broadly syndicated loans	AXA IM Paris	USA	XS0213954802	Wachovia Bank N.A.
LAURELIN – D1 – BBB debt	1.10	CDO	Mezzanine debt of CLO	Broadly syndicated loans	Golden Tree Asset Management LP	Europe non-UK	XS0305010711	Barclays Capital
LIGHTPOINT PAN EUROPEAN CLO PLC	1.03	CDO	Residual of CLO	Broadly syndicated loans	Lightpoint	Europe	XS0282169803	Credit Suisse
Tara Hill 1X - III - BBB Debt	1.02	CDO	Mezzanine debt of CLO	Broadly syndicated loans	GSO Blackstone	Europe non-UK	XS0122499931	Morgan Stanley
OAK HILL EUROPEAN CREDIT PARTNERS PLC	0.99	CDO	Residual of CLO	Broadly syndicated loans	Oak Hill	Europe non-UK	XS0300349700	Deutsche Bank
Harvest IV – C - A debt	0.99	CDO	Mezzanine debt of CLO	Broadly syndicated loans	Mizuho Corporate Bank	Europe non-UK	XS0189775249	Merrill Lynch
H1776 CLO – D - BBB debt	0.94	CDO	Mezzanine debt of CLO	Broadly syndicated loans	W.R.Huff Asset Management	USA	US81806PAE07	Deutsche Bank
Corsair 06/30/2015	0.86	Corporate Credit	Mezzanine Tranche of CSO	Majority investment grade corporate credit	JP Morgan	USA	XS0280348573	JP Morgan
Apidos 2006 3 – C – BBB debt	0.86	CDO	Mezzanine debt of CLO	Broadly syndicated loans	Apidos Capital Management	USA	US03761KAG31	Morgan Stanley

Volta Finance Portfolio Holdings: Complete List (ctd.)

Contact on the portfolio composition

Volta Admin Team
VoltaAdmin@list.db.com

Issuer	% GAV	Primary target asset class	Description of investment	Description of underlying asset	Manager/Service	Principal geographical exposure	ISIN	Arranging Institution
LFE IV – S4 – BBB-Debt	0.83	CDO	Mezzanine debt of CLO	Broadly syndicated loans	BNP Paribas	Europe non-UK	XS0269248398	BNP Paribas
ADAGIO III CLO – C - A debt	0.83	CDO	Mezzanine debt of CLO	Broadly syndicated loans	Axa Investment Managers Paris	Europe non-UK	XS0262682148	Lehman Brothers
Clare Island 1X IV - B - BB debt	0.77	CDO	Mezzanine debt of CLO	Broadly syndicated loans	GSO Blackstone	Europe non-UK	XS0143896875	Morgan Stanley
Black Diamond 2006 1X - E - BB Debt	0.76	CDO	Mezzanine debt of CLO	Broadly syndicated loans	Black Diamond Capital Management LLC	USA	XS0282504280	Bear Stearns
Duane Street 2006-3X - E - BB	0.75	CDO	Mezzanine debt of CLO	Broadly syndicated loans	Citi Capital Advisor	USA	USG29281AA33	Morgan Stanley
EURO GALAXY CLO BV – E – BB debt	0.72	CDO	Mezzanine debt of CLO	Broadly syndicated loans	AIG Global Investments	Europe non-UK	US29871UAG31	Morgan Stanley
ALPSTAR CLO 2 PLC – E - BB debt	0.69	CDO	Mezzanine debt of CLO	Broadly syndicated loans	Alpstar Management	Europe non-UK	XS0291723079	Bank of America
ALBA 2007-1 PLC	0.62	ABS	Residual of ABS	UK non-conforming RMBS	Oakwood	United Kingdom	XS0301709621	Credit Suisse
GALAXY VIII CLO LTD – E – BB Debt	0.56	CDO	Mezzanine debt of CLO	Broadly syndicated loans	AIG	USA	US36317KAA51	Morgan Stanley
Skellig Rock 2006 1X - C - A Debt	0.53	CDO	Mezzanine debt of CDO	Broadly syndicated loans	GSO Blackstone	Europe non-UK	XS0273474444	JP Morgan
Apidos CDO - E - BB Debt	0.52	CDO	Mezzanine debt of CLO	Broadly syndicated loans	Apidos Capital Management	USA	US03761NAA00	Morgan Stanley
Tara Hill 1X - IV - BB- Debt	0.51	CDO	Mezzanine debt of CLO	Broadly syndicated loans	AIB Capital Markets plc	Europe non-UK	XS0122500027	Morgan Stanley
ADAGIO II CLO – D1 - BBB debt	0.49	CDO	Mezzanine debt of CLO	Broadly syndicated loans	Axa Investment Managers Paris	Europe non-UK	XS0237058424	Merrill Lynch International
Century CDO 2007 – C - BBB Debt	0.44	CDO	Mezzanine debt of CLO	Broadly syndicated loans	Lightpoint	USA	US15134UAA88	Credit Suisse
JAZZ III CDO (IRELAND) P.L.C. – CA - A debt	0.43	Corporate Credit	Mezzanine debt of Corporate CDO	Majority investment grade corporate credit	AXA Investment Managers Paris	USA	XS0262646697	Merrill Lynch International
ATRIUM CDO – D1 - BB Debt	0.41	CDO	Mezzanine debt of CLO	Broadly syndicated loans	CSAS	USA	US049629AF50	CSFB
ALBA 2006-2 PLC	0.41	ABS	Residual of ABS	UK non-conforming RMBS	Oakwood	United Kingdom	XS0271780651	Credit Suisse
Black Rock SISC 2004-1A - D1 - BB	0.38	CDO	Mezzanine debt of CLO	Broadly syndicated loans	BlackRock	USA	US09249DAA19	JP Morgan
Regent Park 1X - E - BB	0.34	CDO	Mezzanine debt of CLO	Broadly syndicated loans	GSO Blackstone	Europe non-UK	XS0268111126	JP Morgan
COLTS 2007 1 - D - BBB Debt	0.31	CDO	Mezzanine debt of CLO	Middle Market loans	Ares Management	USA	USG23108AD83	Wachovia Bank N.A.
Denali Capital V	0.27	CDO	Residual of CLO	Broadly syndicated loans	Denali Capital LLC	USA	US24821MAB46	JP Morgan

Volta Finance Portfolio Holdings: Complete List (ctd.)

Contact on the portfolio composition

Volta Admin Team
VoltaAdmin@list.db.com

Issuer	% GAV	Primary target asset class	Description of investment	Description of underlying asset	Manager/Serviceur	Principal geographical exposure	ISIN	Arranging Institution
Octagon IP XI – D - BB debt	0.27	CDO	Mezzanine debt of CLO	Broadly syndicated loans	Octagon Investment Partners	USA	USG67245AF09	Citigroup / GS
Start 2010-6X A	0.26	Corporate Credit	Mezzanine Tranche of CSO	Majority investment grade corporate credit	Standard Chartered	USA	XS0562803758	Standard Chartered
BLACK DIAMOND CLO LTD - 2005-2X E1	0.20	CDO	Mezzanine debt of CDO	Broadly syndicated loans	Black Diamond Capital Management LLC	USA	XS0232465202	Bear Stearns
Leopard CLO BV – BB Debt	0.19	CDO	Mezzanine debt of CLO	Broadly syndicated loans	M&G Investment Management Ltd	Europe non-UK	XS0251752472	RBS
ALBA 2006-1 PLC	0.19	ABS	Residual of ABS	UK non-conforming RMBS	Oakwood	United Kingdom	XS0255043050	Credit Suisse
EUROSAIL 2006-1 PLC	0.17	ABS	Residual of ABS	UK non-conforming RMBS	SPML	United Kingdom	XS0254441081	Lehman Brothers
NEWGATE FUNDING PLC 2006-2	0.00	ABS	Residual of ABS	UK non-conforming RMBS	Mortgage Plc	United Kingdom	XS0259286101	Merrill Lynch International

Asset Class Analysis

Contact on the portfolio composition
Volta Admin Team
VoltaAdmin@list.db.com

Asset Class	Number of Positions at 30/04/12	Average Position Size (K€) at 30/04/12
Corporate Credit	9	3,128
CDO Debt	41	1,654
CDO Equity	13	3,531
ABS	8	1,453

About Volta Finance Ltd

Contact on the portfolio composition

Volta Admin Team
VoltaAdmin@list.db.com

Volta Finance Limited is incorporated in Guernsey under the Companies (Guernsey) Laws, 1994 to 1996 (as amended) and listed on Euronext Amsterdam. Its investment objectives are to preserve capital and to provide a stable stream of income to its shareholders through dividends. For this purpose, it pursues a multi-asset investment strategy targeting various underlying assets. The assets that the Company may invest in either directly or indirectly include, but are not limited to: corporate credits; sovereign and quasi-sovereign debt; residential mortgage loans; automobile loans. Volta Finance Limited's basic approach to its underlying assets is through vehicles and arrangements that provide leveraged exposure to some of those underlying assets.

Volta Finance Limited has appointed AXA Investment Managers Paris, an investment management company with a division specialised in structured credit, for the investment management of all its assets.

Corporate Credits

Investment grade, sub-investment grade and unrated credits. These may include industrial companies as well as financial institutions (such as banks), among others. The Company uses the term "corporate credits" to refer both to cash obligations (bonds or loans) of corporate or other commercial borrowers and to synthetic arrangements (such as credit default swaps) referencing these entities.

The Company's focus in this area is on acquiring or creating leveraged exposure to diversified portfolios of these credits (e.g., through bespoke collateralised swap obligations ("CSOs")). The Company includes in this Primary Target Asset Class cash and synthetic CDOs/CSOs that have corporate credits a majority of which are investment grade.

Asset-Backed Securities

The Company's initial focus in this area is on residual income positions of asset-backed securities, although the Company may also invest in debt tranches of ABS.

CDOs

The Company intends to invest in the securities of collateralised debt obligations, collateralised loan obligations (CLO), collateralised synthetic obligations and similar leveraged investment vehicles (collectively "CDOs").

The Company's focus in this Primary Target Asset Class is through residual income or mezzanine debt positions of CLOs actively managed.