


Acquisition of Facade Access Group



Investor Presentation

28 October 2016

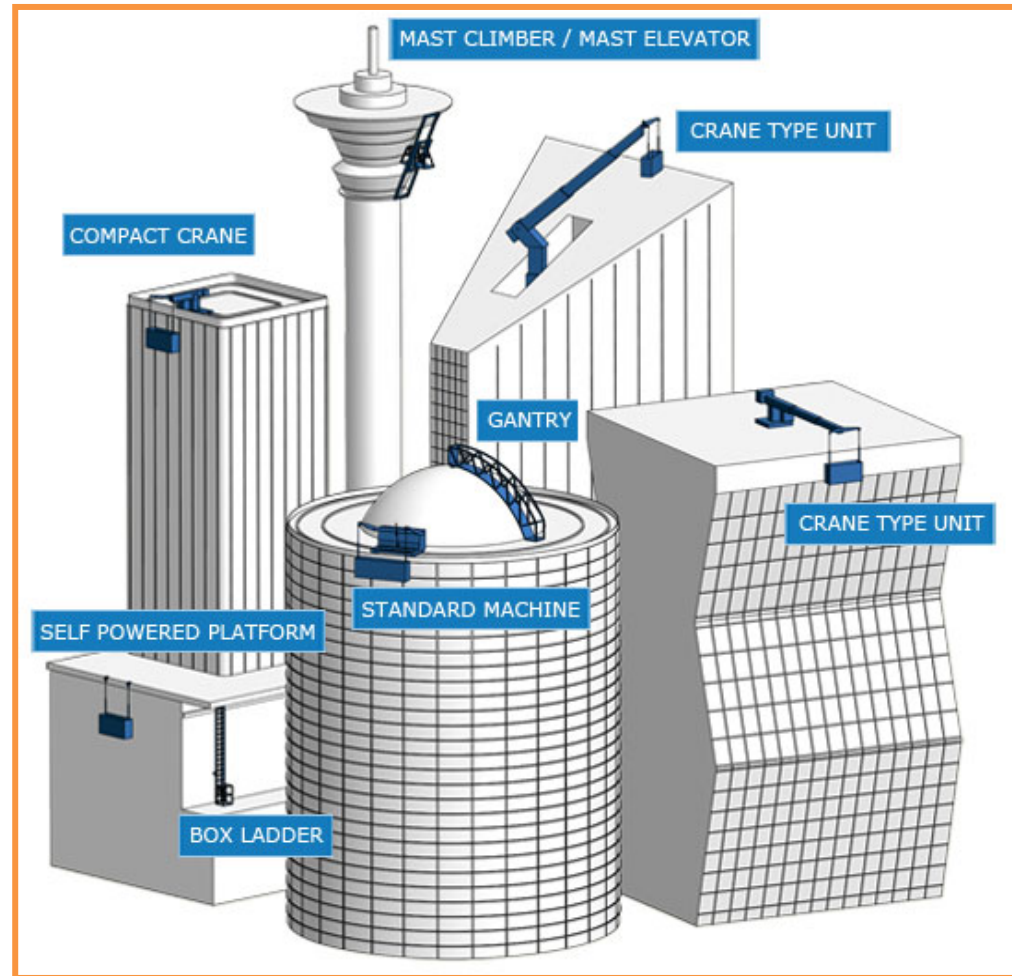
Facade Access Group - Acquisition summary

- A global leader within facade access solutions with two strong brands:
 - CoxGomyl
 - Manntech
- The acquisition is a strong strategic fit:
 - strengthens and broadens Alimak's product portfolio
 - expands the existing footprint and business into a global adjacent niche market
 - further develops the aftersales offering
 - benefits from a healthy underlying growth in the Building Maintenance Unit (BMU) market
- Synergies will primarily be found in the supply chain and in expansion of the existing aftersales offering
- Enterprise Value of 819 MSEK (120 MAUD)
- 4 manufacturing facilities in Spain (2), Germany (1) and Netherlands (1)
- Employs approximately 700 people




Facade Access Group - Product Offering

- Building Maintenance Units, BMU's support facade maintenance and cleaning
- Highly engineered solutions for the world's tallest and most complex structures
- BMU's are permanently installed and based on high safety requirements
- BMU's have a long lifecycle with a need for service and aftermarket



The leading player in the industry

Facade Access Group has provided BMU solutions for the majority of the tallest and most complex buildings across the globe



The strong strategic fit

1

- ✓ **Expansion of product offering within vertical access solutions**
 - Strengthens and broadens Alimak's product portfolio

2

- ✓ **Expansion of existing global footprint and business into a global adjacent niche**
 - CoxGomyl and Manntech are the two leading global brands in the BMU market

3

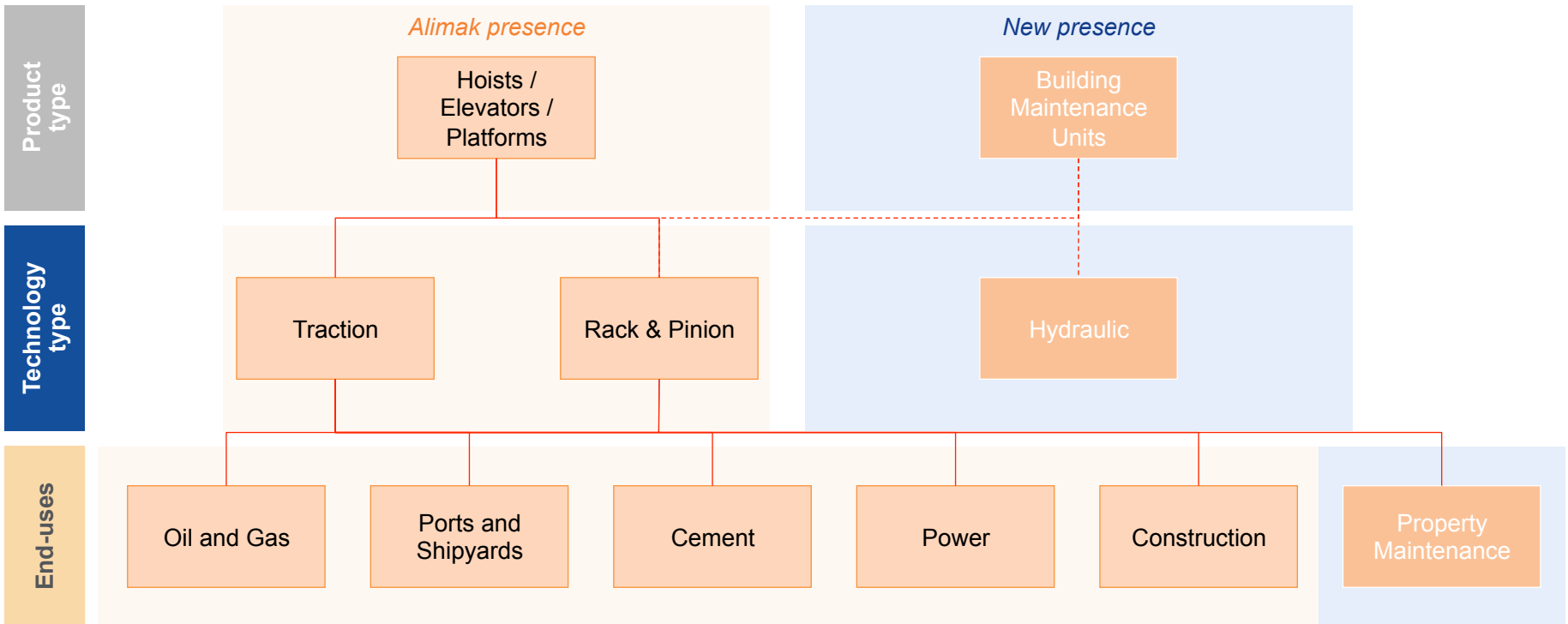
- ✓ **Aftersales opportunity**
 - Further development of the aftersales offering by leveraging on Alimak's knowhow and presence

4

- ✓ **Positive underlying growth trends**
 - Benefits from a healthy underlying growth in the BMU market

1 Expansion of Alimak's offering

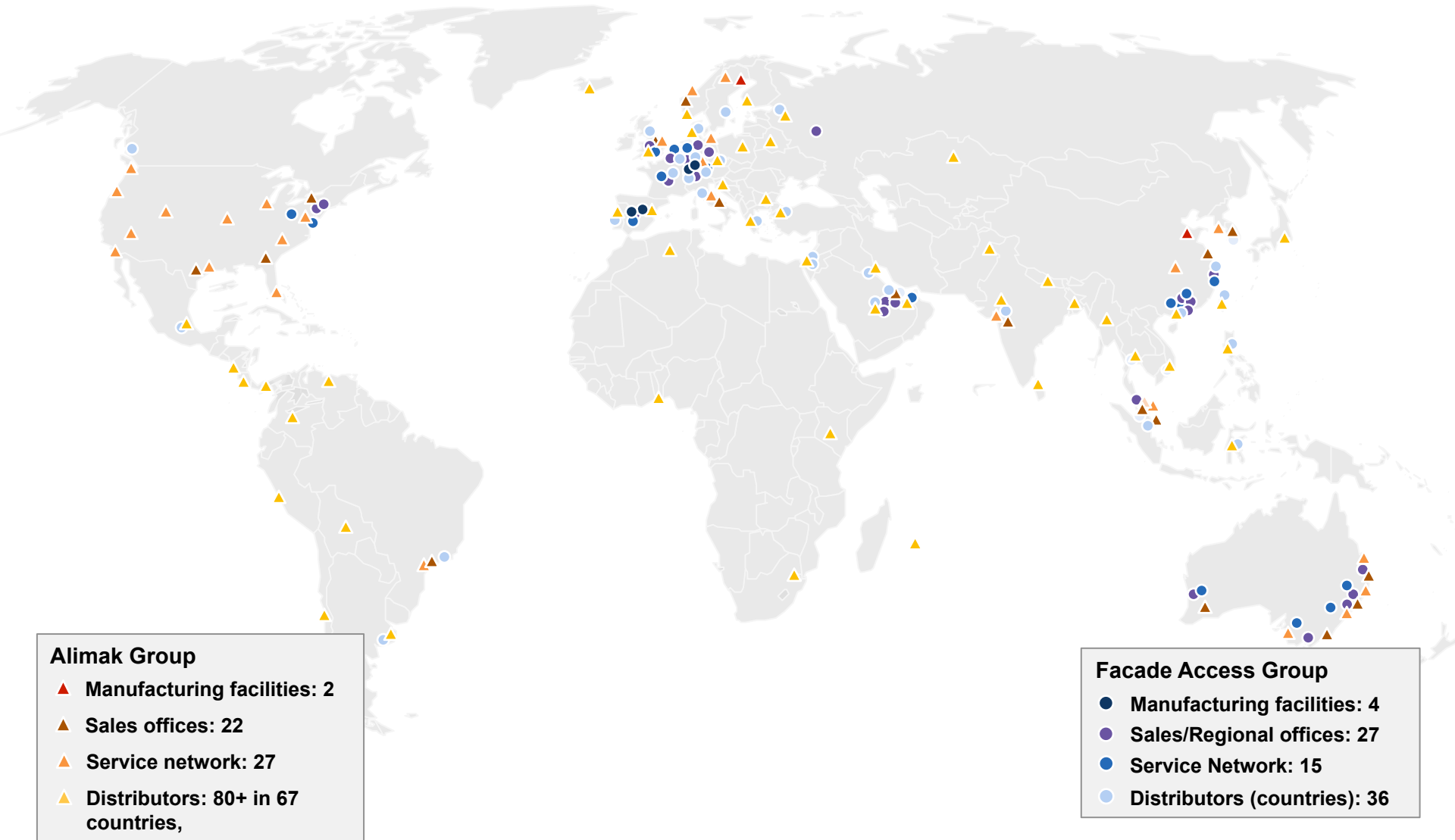
INDUSTRIAL AND CONSTRUCTION MARKET



Product/New Technology Entry

Established Presence

2 Extended global footprint

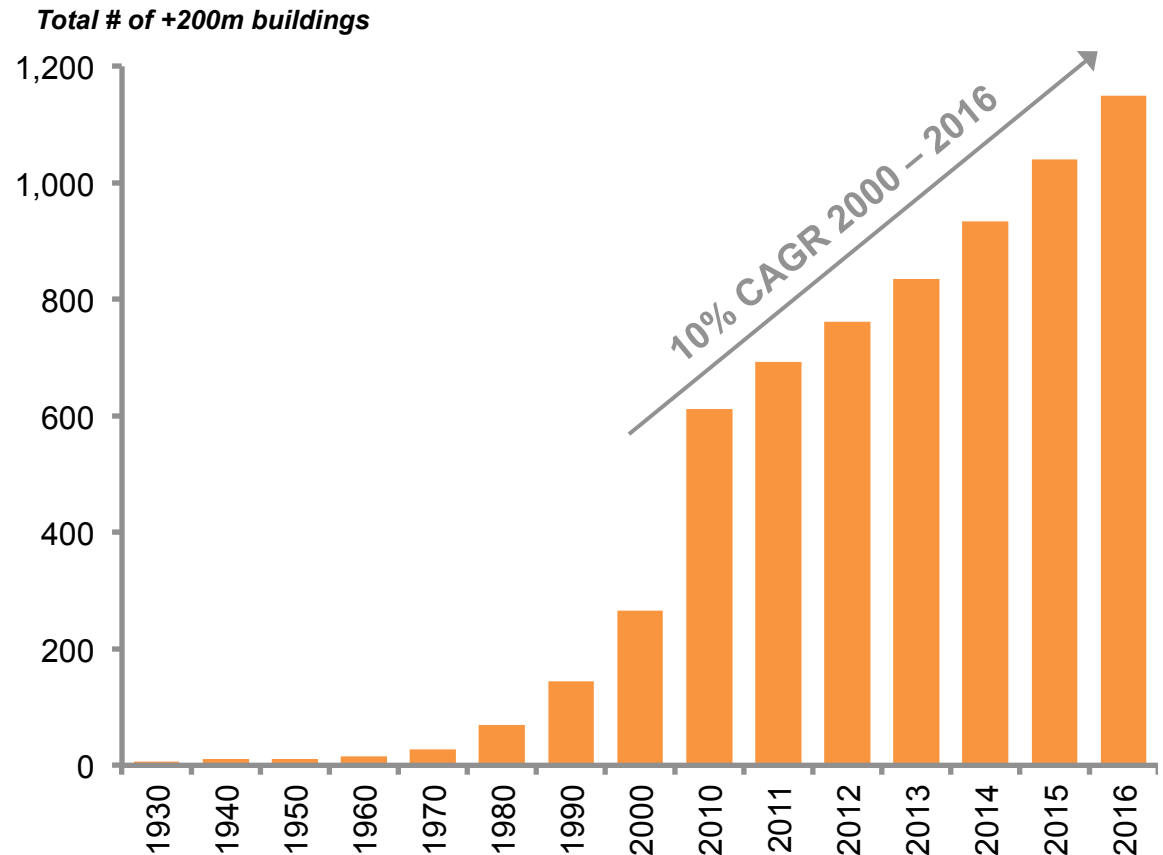


3 Aftersales opportunity

- ✓ Facade Access Group provides highly engineered solutions that are permanently installed, based on high safety requirements with a long lifecycle
- ✓ Existing aftersales model based on local offerings including maintenance contracts, spare parts, repairs and refurbishments
- ✓ Potential to further develop and expand Facade Access Group's aftersales offering beyond today's 24% of revenues by leveraging Alimak's global presence and knowhow

4 Positive underlying growth trends

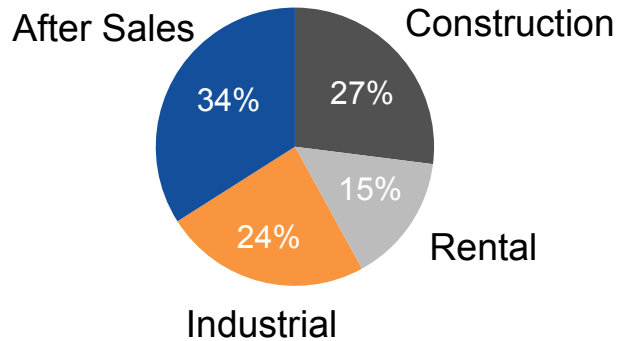
- ✓ Rapid growth of high-rise buildings globally
- ✓ Growth in mega cities is pushing demand for taller buildings
- ✓ The market cycle for BMU's is lagging the traditional construction business cycle



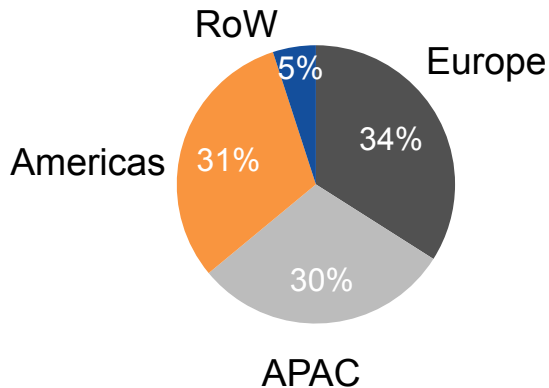
New end-market and geographical mix

Before Acquisition

Sales by End-Market (2015)

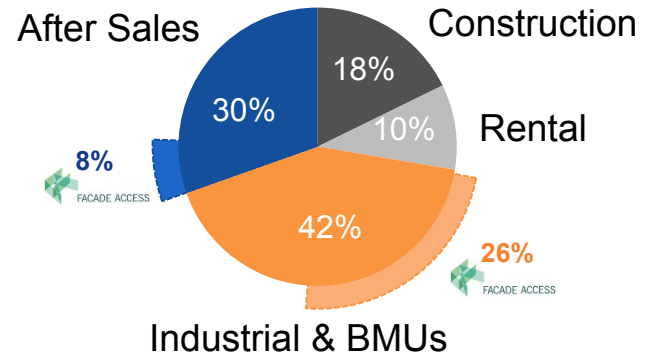


Sales by Geography (2015)

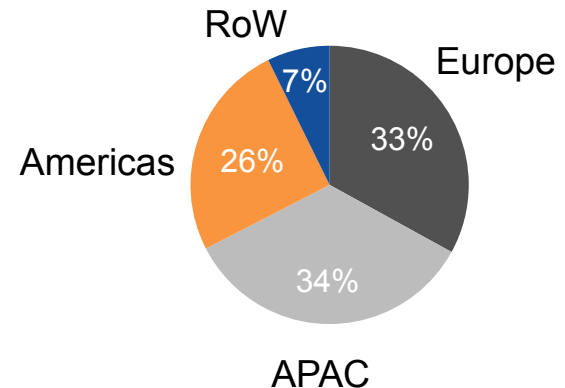


After Acquisition


Sales by End-Market (Pro-Forma 2015)



Sales by Geography (Pro-Forma 2015)



High level P&L proforma view

<i>MSEK, June 30 2016</i>	ALIMAK GROUP	 FACADE ACCESS	Proforma⁽¹⁾
Sales (LTM 2016)	2,002	1,214	3,216
Adj. EBITDA	373	107	480
<i>% Margin</i>	<i>18.7%</i>	<i>8.8%</i>	<i>14.9%</i>
Adj. EBIT	323	89	412
<i>% Margin</i>	<i>16.1%</i>	<i>7.3%</i>	<i>12.8%</i>
Employees	1,200	700	1,900

Note: AUD/SEK FX-rate: 6.83

(1) Excluding synergies

Historical Facade Access Group financials

MAUD, Y/E 30 June	2013A	2014A	2015A	2016A
Net Sales	100.9	113.8	139.0	177.9
<i>% Growth</i>		12.8%	22.1%	28.0%
Adj. EBITDA	7.2	2.2	12.0	15.6
<i>% Margin</i>	7.1%	1.9%	8.6%	8.8%
Depreciation & Amortization	(2.2)	(2.0)	(2.5)	(2.6)
<i>% of Net Sales</i>	2.1%	1.8%	1.8%	1.4%
Adj. EBIT	5.0	0.2	9.5	13.0
<i>% Margin</i>	5.0%	0.1%	6.8%	7.3%

Transaction details

The transaction

- Enterprise Value ~819 MSEK
- EV/Sales 0.7x as of June 30, 2016
- EV/EBITDA 7.7x as of June 30, 2016
- EV/EBIT 9.2x as of June 30, 2016
- The acquisition is expected to be immediately EPS accretive after closing and contribute positively to cash flow while the Group's EBIT margin is expected to be diluted
- Financed by expanding existing credit facilities – Cost of financing ~3.5%
- Pro forma Leverage (Net debt/EBITDA) of ~2.1x in line with financial target
- Integration costs estimated to ~65 MSEK
- Subject to customary regulatory approvals and expected to close before year end
- Due to the effects on volume and earnings from the acquisition Alimak Group will come back with an update of the financial targets at closing of the transaction

Q&A